



CENTRAL UNION SCHOOL DISTRICT

March 11, 2024

MINUTES

The special open public meeting of the Central Union School District Board of Trustees was held on Monday, March 11, 2024 at District Presentation Center, 15783 18th Avenue, Lemoore, CA 93245. The Board meeting began with a preliminary open session at **5:00 p.m.** and adjourned into closed session at **5:00 p.m.** After the closed session the general open session was called to order at **6:08 p.m.** The meeting adjourned at **6:45 p.m.**

Any individual who requires a translator, disability-related accommodations or modifications including auxiliary aids and services in order to participate in the Board meeting should contact the Superintendent or designee in writing no later than 8:00 a.m. the day of the meeting.

Any writings or documents that are public records and are provided to a majority of the governing board regarding an open session item on this agenda are available for public inspection and may be accessed under the Board Agenda and backup information housed on the District website at www.central.k12.ca.us.

CUSD Mission Statement ~

Central Union School District seeks to be an exemplary learning community. We build the foundation of this community through meaningful relationships, relevant and engaging learning, effective communication, and providing a safe atmosphere. Each student will be treated as an individual, given the tools to be a lifelong learner, and taught to function as a member of a group and as a productive member of society. We challenge ourselves to be better than we think we can be, and advocate for the greater good of our community. Our success in this mission will build lifelong, confident learners, who have the tools necessary for success in a changing world.

1. OPEN PUBLIC SESSION:

- a. Call to Order
- b. Roll Call
- c. Flag Salute

Trustees:

Jeffrey Gilcrease, Ceil Howe III, and Sarah Strait were present. Dale Davidson was absent.

District Administration:

Tom Addington

Site Administration:

Akers: Heiko Sweeney, Darin Denney

Traci Fullerton
 Jared Johnson
 Karla Burgos-Rodriguez
 Teresa Santamaria
 Davinder Sidhu

Central: Anne Gonzales, David Pilcher
 Neutra: Elizabeth Alvarado, Brittany Gately
 Stratford: Christina Gonzales, Tara Taylor

All administration was present with the exception of Tom Addington and Tara Taylor. CUSD Employee Associations' Representatives and others were in attendance.

2. PROCEDURE FOR VISITORS WHO WISH TO ADDRESS THE BOARD:

If any visitor wishes to address the Board, the request form, entitled “*Request to Address the Board*” should be filled out as soon as possible. **Complete the form in its entirety and give it to the Superintendent.** Persons may speak to any item on the agenda when it comes up for discussion or persons may speak during the time designated, “Courtesy to Visitors.” Persons speaking to the board should understand that the Board invites your comments. Most questions asked of the Board require research and/or investigation. Therefore, the Board may respond to your questions in writing. Your input is important. However, if the comments involve a District employee or a student, the President will, at that time, explain the rights of the Speaker and the rights of the employee and/or student. Each address to the Board should not exceed five minutes in length with no more than thirty minutes per item.

3. PRESENTATION(S):

- a. Akers Elementary School

4. DISTRICT REPORTS

- a. Business - Teresa Santamaria - 2nd Interim Report
- b. Superintendent Update

ENROLLMENT	BEG. OF YEAR 2022-2023	BEG. OF YEAR 2023-2024	February 2022-23	February 2023-24	Inter Districts	TOTAL
AKERS	672	651	679	636	LESD	30
CENTRAL	226	227	250	215	HANFORD	10
NEUTRA	413	428	426	423	OTHER	2
STRATFORD	283	278	290	305	Intra-District	4
TOTAL	1594	1584	1645	1579	TOTAL	46

5. **COURTESY TO VISITORS:**

6. **CORRESPONDENCE AND BOARD INFORMATION:**

- a. Office of Local Defense Community Cooperation - Close out correspondence for Akers Project
 - i. OLDCC Grant Number: SP1526-18-02
 - ii. OLDCC Grant Number: SP1526-18-03
- b. School Newsletters

7. **CONSENT AGENDA:**

(at this time board members may request that an item or items be removed from the consent agenda and placed as 'new business')

- a. Approved minutes of the regular board meeting of February 12, 2024
- b. Approved separations:
 - i. 23-2/24
 - ii. 24-2/24
 - iii. 25-2/24
 - iv. 26-2/24
 - v. 27-2/24
 - vi. 28-2/24
 - vii. 29-2/24
- c. Approved agreement for update of Developer Fees with SchoolWorks, Inc
- d. Approved service agreement CA-BChim-122023-MN-01 with Comcast Cable Communications, LLC for ethernet services
- e. Approved license agreement with Document Tracking Services for District document management
- f. Approved student placement agreement with Northern Arizona University
- g. Accepted donation from The Ready Room Project for Akers School
- h. Accepted bid from Kings County Office of Education for internet access at Stratford Elementary School

Approved items a) through h):

Motion: Ceil Howe, III

Seconded: Sarah Strait

Dale Davidson

Vote: ABSENT

Ceil Howe, III

Vote: AYE

Jeffrey Gilcrease Vote: AYE Sarah Strait Vote: AYE

8. **OLD BUSINESS:**

- a. none

9. **NEW BUSINESS**

- a. Announcements from closed session decisions were made.

Trustee Ceil Howe, III reported that during closed session, the Central Union Board took action and unanimously approved Resolution **F-03-11-2024**. The Superintendent and/or his designee is directed to finalize the directions of this Resolution within the specified timelines.

Trustee Ceil Howe, III announced that based upon violation of Education Code Section 48900(c), it was moved that student **B-03-11-2024** be expelled from the Central Union Elementary School District through June 7, 2024.

Further, it was recommended to suspend the expulsion order and permit the student to return to the site under a Behavior Contract. Upon the student's return to campus, the site will develop a Behavior Contract for student **B-03-11-2024**, including attendance, appropriate behavior, maintaining grades and academic standing, and participation in counseling with the District counselor or psychologist. If the student fails to follow any condition of the Behavior Contract, the expulsion order will be reinstated.

Motion: Ceil Howe, III

Seconded: Sarah Strait

Dale Davidson	Vote: ABSENT	Ceil Howe, III	Vote: AYE
Jeffrey Gilcrease	Vote: AYE	Sarah Strait	Vote: AYE

Trustee Ceil Howe, III announced that based upon violation of Education Code Section 48900(c), it was moved that student **C-03-11-2024** be expelled from the Central Union Elementary School District through the end of the first trimester of the 2024-25 school year.

Further, it was recommended to suspend the expulsion order and permit the student to return to the site under a Behavior Contract. Upon the student's return to campus, the site will develop a Behavior Contract for student **C-03-11-2024**, including attendance, appropriate behavior, maintaining grades and academic standing, and participation in counseling with the District counselor or psychologist. If the student fails to follow any condition of the Behavior Contract, the expulsion order will be reinstated.

Motion: Ceil Howe, III

Seconded: Sarah Strait

Dale Davidson Vote: ABSENT
Jeffrey Gilcrease Vote: AYE

Ceil Howe, III Vote: AYE
Sarah Strait Vote: AYE

Trustee Sarah Strait announced that based upon violation of Education Code Section 48900(c), it was moved that student **D-03-11-2024** be expelled from the Central Union Elementary School District through the end of the first trimester of the 2024-25 school year.

Further, it was recommended to suspend the expulsion order and permit the student to return to the site under a Behavior Contract. Upon the student's return to campus, the site will develop a Behavior Contract for student **D-03-11-2024**, including attendance, appropriate behavior, maintaining grades and academic standing, and participation in counseling with the District counselor or psychologist. If the student fails to follow any condition of the Behavior Contract, the expulsion order will be reinstated.

Motion: Sarah Strait

Seconded: Ceil Howe, III

Dale Davidson Vote: ABSENT
Jeffrey Gilcrease Vote: AYE

Ceil Howe, III Vote: AYE
Sarah Strait Vote: AYE

- b. Approved February 2024 District warrants
- c. Approved February 2024 Fiscal Position Reports for General Fund and Cafeteria Fund

**One motion was made for items b and c

Motion: Ceil Howe, III

Seconded: Sarah Strait

Dale Davidson Vote: ABSENT
Jeffrey Gilcrease Vote: AYE

Ceil Howe, III Vote: AYE
Sarah Strait Vote: AYE

- d. Approved Second Interim Budget Report 2023-24

Motion: Ceil Howe, III

Seconded: Sarah Strait

Dale Davidson Vote: ABSENT
Jeffrey Gilcrease Vote: AYE

Ceil Howe, III Vote: AYE
Sarah Strait Vote: AYE

- e. Approved Resolution #C-03-11-2024 Budget revisions

Motion: Sarah Strait

Seconded: Ceil Howe, III

Dale Davidson Vote: ABSENT
Jeffrey Gilcrease Vote: AYE

Ceil Howe, III Vote: AYE
Sarah Strait Vote: AYE

f. Approved update to Central Union/Lemoore Area Transportation JPA bus transportation plan

Motion: Ceil Howe, III

Seconded: Sarah Strait

Dale Davidson Vote: ABSENT
Jeffrey Gilcrease Vote: AYE

Ceil Howe, III Vote: AYE
Sarah Strait Vote: AYE

g. Approved Resolution #D-03-11-2024 R.J. Neutra Elementary School Modernization and New Construction Project

Motion: Sarah Strait

Seconded: Ceil Howe, III

Dale Davidson Vote: ABSENT
Jeffrey Gilcrease Vote: AYE

Ceil Howe, III Vote: AYE
Sarah Strait Vote: AYE

h. Approved Annual Statement of Need, Annual Declaration of Need for Fully Qualified Educators and Resolution #E-03-11-2024

Motion: Ceil Howe, III

Seconded: Sarah Strait

Dale Davidson Vote: ABSENT
Jeffrey Gilcrease Vote: AYE

Ceil Howe, III Vote: AYE
Sarah Strait Vote: AYE

i. Adopted Central Union Elementary School District ("District") articles of interest for successor negotiations with the Central Union Elementary Teachers Association

Motion: Sarah Strait

Seconded: Ceil Howe, III

Dale Davidson Vote: ABSENT
Jeffrey Gilcrease Vote: AYE

Ceil Howe, III Vote: AYE
Sarah Strait Vote: AYE

j. Adopted Central Union Elementary School District ("District") articles of interest for successor negotiations with the Central Union Classified Employees' Association

Motion: Ceil Howe, III

Seconded: Sarah Strait

Dale Davidson Vote: ABSENT
Jeffrey Gilcrease Vote: AYE

Ceil Howe, III Vote: AYE
Sarah Strait Vote: AYE

- k. Accepted bid from AMS.net as the lowest responsive bidder for services/items (network upgrade) under the USAC:School and Library Division pending erate funding for the 2024-2025 school year

Motion: Sarah Strait

Seconded: Ceil Howe, III

Dale Davidson Vote: ABSENT
Jeffrey Gilcrease Vote: AYE

Ceil Howe, III Vote: AYE
Sarah Strait Vote: AYE

10. BOARD MEMBER COMMENTS:

11. CLOSED SESSION:

The closed session of the Board of Trustees was held to consider the following:

- a. Student Discipline and Other Confidential Student Matters - Consider expulsion of case #B-03-11-2024 (Gov. Code §35146)
- b. Student Discipline and Other Confidential Student Matters - Consider expulsion of case #C-03-11-2024 (Gov. Code §35146)
- c. Student Discipline and Other Confidential Student Matters - Consider expulsion of case #D-03-11-2024 (Gov. Code §35146)
- d. Labor Negotiations (Gov. Code §54957.6)
- e. Personnel (Gov. Code 54957)
 - i. *Public employee discipline/dismissal/release*

Respectively submitted,



President



Clerk



CENTRAL UNION SCHOOL DISTRICT

March 11, 2024

AGENDA

The special open public meeting of the Central Union School District Board of Trustees will be held on Monday, March 11, 2024 at District Presentation Center, 15783 18th Avenue, Lemoore, CA 93245. The Board meeting will begin with a preliminary open session at **5:00 p.m.** and adjourn into closed session. After the closed session the general open session will be called to order at **6:00 p.m.**

Any individual who requires a translator, disability-related accommodations or modifications including auxiliary aids and services in order to participate in the Board meeting should contact the Superintendent or designee in writing no later than 8:00 a.m. the day of the meeting.

Any writings or documents that are public records and are provided to a majority of the governing board regarding an open session item on this agenda are available for public inspection and may be accessed under the Board Agenda and backup information housed on the District website at www.central.k12.ca.us.

CUSD Mission Statement ~

Central Union School District seeks to be an exemplary learning community. We build the foundation of this community through meaningful relationships, relevant and engaging learning, effective communication, and providing a safe atmosphere. Each student will be treated as an individual, given the tools to be a lifelong learner, and taught to function as a member of a group and as a productive member of society. We challenge ourselves to be better than we think we can be, and advocate for the greater good of our community. Our success in this mission will build lifelong, confident learners, who have the tools necessary for success in a changing world.

1. OPEN PUBLIC SESSION:

- a. Call to Order
- b. Roll Call
- c. Flag Salute

Trustees:

Dale Davidson, Jeffrey Gilcrease, Ceil Howe III, and Sarah Strait

District Administration:

Tom Addington
Traci Fullerton

Site Administration:

Akers: Heiko Sweeney, Darin Denney
Central: Anne Gonzales, David Pilcher

Jared Johnson
 Karla Burgos-Rodriquez
 Teresa Santamaria
 Davinder Sidhu

Neutra: Elizabeth Alvarado, Brittany Gately
 Stratford: Christina Gonzales, Tara Taylor

CUSD Employee Associations' Representatives and others in attendance

2. PROCEDURE FOR VISITORS WHO WISH TO ADDRESS THE BOARD:

If any visitor wishes to address the Board, the request form, entitled *“Request to Address the Board”* should be filled out as soon as possible. **Complete the form in its entirety and give it to the Superintendent.** Persons may speak to any item on the agenda when it comes up for discussion or persons may speak during the time designated, “Courtesy to Visitors.” Persons speaking to the board should understand that the Board invites your comments. Most questions asked of the Board require research and/or investigation. Therefore, the Board may respond to your questions in writing. Your input is important. However, if the comments involve a District employee or a student, the President will, at that time, explain the rights of the Speaker and the rights of the employee and/or student. Each address to the Board should not exceed five minutes in length with no more than thirty minutes per item.

3. PRESENTATION(S):

- a. Akers Elementary School

4. DISTRICT REPORTS

- a. Business - Teresa Santamaria - 2nd Interim Report
- b. Superintendent Update

ENROLLMENT	BEG. OF YEAR 2022-2023	BEG. OF YEAR 2023-2024	February 2022-23	February 2023-24	Inter Districts	TOTAL
AKERS	672	651	679	636	LESD	30
CENTRAL	226	227	250	215	HANFORD	10
NEUTRA	413	428	426	423	OTHER	2
STRATFORD	283	278	290	305	Intra-District	4
TOTAL	1594	1584	1645	1579	TOTAL	46

5. COURTESY TO VISITORS:

6. CORRESPONDENCE AND BOARD INFORMATION:

- a. Office of Local Defense Community Cooperation - Close out correspondence for Akers Project
 - i. OLDCC Grant Number: SP1526-18-02
 - ii. OLDCC Grant Number: SP1526-18-03
- b. School Newsletters

7. CONSENT AGENDA:

(at this time board members may request that an item or items be removed from the consent agenda and placed as 'new business')

- a. Approve minutes of the regular board meeting of February 12, 2024
- b. Approve separations:
 - i. 23-2/24
 - ii. 24-2/24
 - iii. 25-2/24
 - iv. 26-2/24
 - v. 27-2/24
 - vi. 28-2/24
 - vii. 29-2/24
- c. Approve agreement for update of Developer Fees with SchoolWorks, Inc (ta)
- d. Approve service agreement CA-BChim-122023-MN-01 with Comcast Cable Communications, LLC for ethernet services (ta)
- e. Approve license agreement with Document Tracking Services for District document management (ta)
- f. Approve student placement agreement with Northern Arizona University (ta)
- g. Accept donation from The Ready Room Project for Akers School (ta)
- h. Accept bid from Kings County Office of Education for internet access at Stratord Elementary School (ta)

Approve items a) through h):

8. OLD BUSINESS:

- a. none

9. NEW BUSINESS

- a. Announce out any closed session decision. (ta)
- b. Approve February 2024 District warrants (ts)

- c. Approve February 2024 Fiscal Position Reports for General Fund and Cafeteria Fund (ts)
- d. Approve Second Interim Budget Report 2023-24 (ts)
- e. Approve Resolution #C-03-11-2024 Budget revisions (ts)
- f. Approve update to Central Union/Lemoore Area Transportation JPA bus transportation plan (ta)
- g. Approve Resolution #D-03-11-2024 R.J. Neutra Elementary School Modernization and New Construction Project (ta)
- h. Approve Annual Statement of Need, Annual Declaration of Need for Fully Qualified Educators and Resolution #E-03-11-2024 (ta)
- i. Adopt Central Union Elementary School District (“District”) articles of interest for successor negotiations with the Central Union Elementary Teachers Association (ta)
- j. Adopt Central Union Elementary School District (“District”) articles of interest for successor negotiations with the Central Union Classified Employees’ Association (ta)
- k. Accept bid from AMS.net as the lowest responsive bidder for services/items (network upgrade) under the USAC:School and Library Division pending erate funding for the 2024-2025 school year (ta)

10. BOARD MEMBER COMMENTS:

11. CLOSED SESSION:

The closed session of the Board of Trustees will be held to consider the following:

- a. Student Discipline and Other Confidential Student Matters - Consider expulsion of case #B-03-11-2024 (Gov. Code §35146)
- b. Student Discipline and Other Confidential Student Matters - Consider expulsion of case #C-03-11-2024 (Gov. Code §35146)
- c. Student Discipline and Other Confidential Student Matters - Consider expulsion of case #D-03-11-2024 (Gov. Code §35146)
- d. Labor Negotiations (Gov. Code §54957.6)
- e. Personnel (Gov. Code 54957)
 - i. *Public employee discipline/dismissal/release*



OFFICE OF ECONOMIC ADJUSTMENT
2231 CRYSTAL DRIVE, SUITE 520
ARLINGTON, VA 22202



February 14, 2024

FAIN: HQ00051810048
OLDCC Grant Number: SP1526-18-02
Lemoore NAS/Akers ES (SP)

Mr. Thomas Addington
Superintendent
Central Union School District
15783 - 18th Avenue
Lemoore, CA 93245-9742

Dear Mr. Addington:

This is to inform you that we have accepted the final performance and final federal financial reports for the above identified grant for construction activities. In accordance with your final federal financial report, the balance of unused funds in the amount of \$232,147.00 has been deobligated and returned to the federal government. All applicable administrative actions and work required under the grant are complete. Therefore, we are proceeding with the close out of this grant. Please be advised that the close out does not affect:

1. DoD's right to disallow costs and recover funds on the basis of a later audit or other review.
2. The grantee's obligation to return any funds due as a result of later refunds, corrections, or other transactions.
3. Obligations associated with any federal interest (real- or personal property-related) accrued through the purchase of items with grant funds.
4. Records access and retention, property management, and audit requirements as outlined in 2 CFR 200, "Uniform Administrative Requirements, Cost Principles, and Audit Requirements for Federal Awards."

The following clarifies the applicability of federal interest to the grant as well as disposition instructions applying to property subject to a federal interest. A federal interest period applies to this grant based on the approved construction of grant-funded real property and the approved procurement of personal property (i.e., equipment) detailed in the equipment list submitted as a final grant deliverable. The federal interest period for grant-funded real property is detailed in the grant award. The federal interest period for each item of personal property is the estimated useful life (from the date of purchase) of that property as detailed in the equipment list deliverable. Until the expiration of the federal interest period, the grantee is advised it must manage real property in accordance with 2 CFR § 200.311 and personal property in accordance with 2 CFR § 200.313.



OFFICE OF ECONOMIC ADJUSTMENT
2231 CRYSTAL DRIVE, SUITE 520
ARLINGTON, VA 22202



During the federal interest period, the grantee must use the Office of Management and Budget Standard Form 428 for yearly reporting on the status of all personal property and every five years for reporting on real property still subject to a federal interest. Should the grantee wish to dispose of property still subject to a federal interest, the grantee must request written prior approval from the grantor using the Office of Management and Budget Standard Form 429 for real property and the Office of Management and Budget Standard Form 428 for personal property prior to disposing of property subject to a federal interest. Federal interest in property arising through an Office of Local Defense Community Cooperation grant award expires at the end of the federal interest period. After the expiration of the federal interest period for each item of property, the grantee is instructed to retain title of the property for the originally authorized purpose. If/ when the property is no longer needed for the originally authorized purpose, the grantee is instructed either to dispose of the property in conformance with 2 CFR § 200.313(e)(1) or to transfer title to a third party in conformance with 2 CFR § 200.313(e)(3).

Sincerely,

A handwritten signature in blue ink that reads "Patrick J. O'Brien".

Patrick J. O'Brien
Director
Office of Local Defense Community Cooperation



OFFICE OF ECONOMIC ADJUSTMENT
2231 CRYSTAL DRIVE, SUITE 520
ARLINGTON, VA 22202



February 14, 2024

FAIN: HQ00051910004
OLDCC Grant Number: SP1526-18-03
Lemoore NAS/Akers ES (SP)

Mr. Thomas Addington
Superintendent
Central Union School District
15783 - 18th Avenue
Lemoore, CA 93245-9742

Dear Mr. Addington:

This is to inform you that we have accepted the final performance and final federal financial reports for the above identified grant for construction activities. In accordance with your final federal financial report, the balance of unused funds in the amount of \$232,147.00 has been deobligated and returned to the federal government. All applicable administrative actions and work required under the grant are complete. Therefore, we are proceeding with the close out of this grant. Please be advised that the close out does not affect:

1. DoD's right to disallow costs and recover funds on the basis of a later audit or other review.
2. The grantee's obligation to return any funds due as a result of later refunds, corrections, or other transactions.
3. Obligations associated with any federal interest (real- or personal property-related) accrued through the purchase of items with grant funds.
4. Records access and retention, property management, and audit requirements as outlined in 2 CFR 200, "Uniform Administrative Requirements, Cost Principles, and Audit Requirements for Federal Awards."

The following clarifies the applicability of federal interest to the grant as well as disposition instructions applying to property subject to a federal interest. A federal interest period applies to this grant based on the approved construction of grant-funded real property and the approved procurement of personal property (i.e., equipment) detailed in the equipment list submitted as a final grant deliverable. The federal interest period for grant-funded real property is detailed in the grant award. The federal interest period for each item of personal property is the estimated useful life (from the date of purchase) of that property as detailed in the equipment list deliverable. Until the expiration of the federal interest period, the grantee is advised it must manage real property in accordance with 2 CFR § 200.311 and personal property in accordance with 2 CFR § 200.313.

During the federal interest period, the grantee must use the Office of Management and Budget



OFFICE OF ECONOMIC ADJUSTMENT
2231 CRYSTAL DRIVE, SUITE 520
ARLINGTON, VA 22202



Standard Form 428 for yearly reporting on the status of all personal property and every five years for reporting on real property still subject to a federal interest. Should the grantee wish to dispose of property still subject to a federal interest, the grantee must request written prior approval from the grantor using the Office of Management and Budget Standard Form 429 for real property and the Office of Management and Budget Standard Form 428 for personal property prior to disposing of property subject to a federal interest. Federal interest in property arising through an Office of Local Defense Community Cooperation grant award expires at the end of the federal interest period. After the expiration of the federal interest period for each item of property, the grantee is instructed to retain title of the property for the originally authorized purpose. If / when the property is no longer needed for the originally authorized purpose, the grantee is instructed either to dispose of the property in conformance with 2 CFR § 200.313(e)(1) or to transfer title to a third party in conformance with 2 CFR § 200.313(e)(3).

Sincerely,

A handwritten signature in blue ink that reads "Patrick J. O'Brien".

Patrick J. O'Brien
Director
Office of Local Defense Community Cooperation

Central School
March 2024**School Activities, Events and Game Days:**

1. March 1 Trimester 2 Report Card/ PFT Physical Fitness Testing (5th & 7th)
2. March 1 Central Parent Teacher Club (PTC) Meeting @ 8:15am
3. March 4 5th Grade to Downing Planetarium/Campus Tour at Fresno State
4. March 4 - 8 Read Across America/Spirit Week (Please See Dress Up Days Schedule)
5. March 5 Lemoore High School Counselors @ Central – Complete Registration
6. March 7 Family Educational Night (Topic: Preventing Youth Substance Use) @ 5pm in Cafeteria
7. March 7 Peach Blossom Festival @ Fresno State (3rd - 4th Grade Participants - Depart @ 8:30am)
8. March 9 Saturday School
9. March 11-15 Trimester 3 Academic Screener – Kinder thru 8th Grades
10. March 14 SARB Meeting @ 8:30am District Presentation Center
11. March 14 Trimester 2 – Attendance Award Incentive Field Trip for Kinder – 4th Grades
(Depart for John's Incredible Pizza in Fresno @ 9:30am)
12. March 15 Muffins with Moms @ 7:30am in the Cafeteria
13. March 18 Parent Spring Academic Walks @ 8:30am
14. March 19 Indian Education Council (IEC) Meeting @ Santa Rosa Rancheria
15. March 20 Trimester 2 Academic/Character Awards
Kinder - 3rd Grades @ 8:15am in the Cafeteria
16. March 21 Trimester 2 Academic/Character Awards
8th Grade @ 8:15am in the Cafeteria - 6th & 7th Grades in Classrooms
4th - 5th, SDC Grades @ 8:45am in the Cafeteria
17. March 21 Trimester 2 – Attendance Award Incentive Field Trip for 5th - 8th Grades
(Depart for John's Incredible Pizza Company in Fresno @ 10am)
18. March 22 Storybook Walk #3 – Kindergarten thru 3rd Grades @ 8:15am
19. March 22 EARLY RELEASE DAY - 1PM STUDENTS ARE DISMISSED (FRIDAY)
20. March 26-April 1st SPRING BREAK





smore



Share



Accessibility

0

Neutra Jets

Weekly Update. 3/4/24-3/8/24



2023-2024 Trimester 3 Goals & Priorities

Goals:





- Neutra Students will make 10% growth in the area of Vocabulary on Iready Diagnostics for the 2023/2024 year by the end of 3rd Trimester
- Chronic Absenteeism to be no higher than 3%
- Average Daily Attendance Rate will be no lower than 95.75%

Here's How We'll Win *THIS* Trimester


- **We engage 100% of students.** We make learning fun and we hold students accountable for active participation.
- **We provide our students with exposure to Tier 1 curriculum.** Students need daily exposure to rigorous academic instruction.
- **We provide students with targeted interventions to meet individual student needs.**
- **We teach bell-to-bell.** We make every minute count.



24/25 NEW STUDENT REGISTRATION



**Central Union School District
2024-25 New Student
Registration**



Scan me!

New student registration for the 2024-25 school year will be available online starting March 1, 2024

Transitional Kindergarten Students are eligible if turning 5 years of age between 9/2/24 and 8/2/25

Kindergarten Students are eligible if 5 years of age by 9/1/24

Neutra Book Fair- 2/29/24-3/8/24



The book fair is almost here! Come browse our bookshelves to find your new favorite reads. Here's what you need to know:

Student shopping hours:

During class library time, select recess times, and at teacher's discretion

After school shopping hours:

Daily, February 29th – March 7th, until 3:15pm

Book Fair closes:

Friday, March 8th at 1:00pm



Payment methods: We accept cash, credit, debit or book fair gift cards.



Online fair: Shop online anytime! bit.ly/neutrabookfair



Book fair gift cards: Gift cards are an easy payment method that won't get lost in a backpack. Buy them online for use at both our in-person and online fair.



Neutra Track Meet vs Akers (At Neutra)

12:30pm-3:00pm





March 23, 2024- April 1, 2024



Military and Family Life Counseling Program



Information about the



Consent Form



Consent Form

Program

School Wellness Policy



LEADING THE WAY FOR CHILDREN'S HEALTH
healthiergeneration.org

Healthy Snack & Beverage Ideas*

- Water
- 100% fruit juice with no added sugar
- Fat-free or low fat milk
- Fruit smoothies (made with frozen fruit with no added sugar and fat-free or low fat yogurt)
- 100% fruit juice slushes with no added sugar
- Fresh fruit – trays, salads or kabobs
- Fresh vegetables – trays, salads or kabobs
- Fat-free or low fat yogurt (alone or as dip for fruits or vegetables)
- Yogurt parfaits (fat-free or low fat yogurt, fruit and whole grain cereal or granola as topping)
- Canned fruit or fruit cups (in water, 100% fruit juice or light syrup)
- Frozen fruit or fruit cups (in water, 100% fruit juice or light syrup)
- Frosty fruits – freeze your own fruit (frozen grapes make a great summer treat!)
- Dried fruit with no added sugar
- Whole grain crackers
- Low-fat cheese (serve with fruit or whole grain crackers)
- Hummus (serve with vegetables or whole grain crackers)
- Small whole grain waffles or pancakes topped with fruit
- Whole grain pretzels (soft or crunchy)
- Low-fat or air-popped popcorn (no added butter or salt)
- Graham crackers
- Small whole grain bagels or English muffins or jelly
- Pizza (on whole grain crust with low fat cheese and lean protein or vegetable toppings)
- Roll-ups on whole grain tortillas (fill with a lean protein such as ham or turkey, low fat cheese, hummus, and jelly or vegetables)
- Fat-free or low fat pudding
- Bean quesadillas or burritos made with whole grain tortillas with salsa
- Whole grain cereal bars
- Baked whole grain tortilla chips with salsa or bean dip
- Baked chips (small portions)

*Check ingredient statements and nutrition information to ensure items meet the USDA Smart Snacks in School nutrition standards. Ensure food allergies of any participants are known before serving any food item.


Pair foods together for an afternoon snack to power youth up for their activities, whether that is physical activity or educational activities. Combine a lean protein with a fruit or vegetable, such as sunflower seeds dried raisins. Or a low-fat dairy food and whole-grain rich choice, like string cheese and whole grain crackers. Try low-fat dairy and fruit – yogurt and strawberries. Pair a whole-grain rich food with a lean protein by spreading hummus on a whole grain tortilla. Or serve a whole-grain rich food and vegetable, such as a whole grain cereal bar and cherry tomatoes. Get creative!

For more information on healthy snacking or finding healthy snacks and beverages, visit healthiergeneration.org





August/Sept- Respect
 Spirit Rally and Dress Up Day
 (Sports Day). 9/29/23



October- Kindness
 Spirit Rally and Dress Up Day
 (Western Day). 10/27/23



UPDATE!!!
November/Dec.
Acceptance
 Dress Up Day (PJ or Christmas
 PJ Day). 12/15/23. No spirit
 rally!



January- Teamwork
 Spirit Rally and Dress Up Day
 (Disney). 1/26/24



February- Honesty
 Spirit Rally and Dress Up Day.
 (Rainbow) 3/1/24



March/April - Friendship
 Spirit Rally and Dress Up Day
 (Camo and Military) 4/26/24

Neutra Dress Up Days 23/24

Upcoming Events

- 3/8/24- Report Cards Go Home
- 3/9/24- Saturday School
- 3/19/24- Track Meet at Neutra against Akers. 12:30-2:30 (Open to the Public)
- 3/21/24- Mileage Club 1:30 (Open to the Public)
- 3/23/24-4/1/24- Spring Break
- 3/11/24- Deployment Club 12:00-1:30
- 3/19/24- Track Meet (Home) vs Akers 12:30-3:00 (Open to the public)

Elizabeth Alvarado

Elizabeth is using Smore to create beautiful newsletters

Created with  **smore**

Communicate quickly and effectively with interactive newsletters.

Smore empowers educators to connect with their community, streamline school communications, and increase engagement.

[Create a newsletter](#)

← *It's awesome and free!*

Stratford Elementary School, March Update



School Events

March 1	National Read Across America Day, Pajama Party! End of Trimester 2
March 5	LHS Registration onsite for 8 th Graders
March 8	Report Cards Sent Home
March 9	Saturday School
March 11	Trimester Awards
March 12	Spring Academic Walkthrough
March 14	3 rd Grade Farm Day Local SARB
March 15	LHS Tour, 8 th grade SPED
Mar 11-22	Spring Academic (iReady) Screener
Mar 18-22	Positive Prevention Curriculum, 8 th grade
March 22	1:00PM Early Release Day for Spring Break
Mar 25-29	Spring Break
March 30	Community Easter Egg Hunt

Akers Newsletter

"Communication Builds a Community"

Admiral Akers Elementary School
Franklin & Constellation, NAS Lemoore, CA 93245

Mr. Sweeney – Principal

Mr. Denney- Assistant Principal

[Http://www.akers.central.k12.ca.us/](http://www.akers.central.k12.ca.us/)

Office Hours:
7:00-4:00

- March 1 End of Trimester 2
- 24-25 School Year Registration Opens
- March 4-8 Dr. Suess Week
 - Monday- Mixed Up Clothing Day
 - Tuesday- Top Hat Day
 - Wednesday- Pajama Day
 - Thursday- Twin Day
 - Friday- Jersey/Red/Favorite Character Day
- March 7 Concert Band Festival- Kingsburg
- 4th-5th Grade Awards Assembly 1:30PM
- March 8 Report Cards go Home
- 6th-8th Grade Awards Assembly 1:30PM
- March 9 Saturday School 8:00AM-12:00PM
- March 10 Daylight Savings Start
- March 11 1st-3rd Grade Awards Ceremony 1:30PM
- March 12 6-8th Grade Kings County Track Invitational
- March 13 Sports Award Assembly/BBQ 11:20AM
- March 14 7th Grade UC Berkeley Field Trip
- 3rd Grade Farm Day Field Trip
- March 15 Spring Pictures
- March 16 Saturday School 10:00AM-2:00PM
- March 19 3rd-5th Grade Track Meet at Neutra
- March 20 John Muir Track Meet
- March 22 Candy Bar Fundraiser Money Due
- Early Release @ 1:00PM
- March 23-
- April 1 Spring Break!

School Hours

School starts at 8:00 a.m.

Dismissal Times

Mon., Tues., Thurs., Fri.

K -2nd - 2:10 p.m.

3rd -5th - 2:25 p.m.

6th - 8th - 2:50 p.m.

Wednesday's Early Dismissal

All students are dismissed at 1:00 p.m.

Akers Parent Teacher Club needs Volunteers! If you are interested, please reach out on Facebook, "Akers Parent Teacher Club", or email AkersPTC@gmail.com.

Nurse Note

Akers School Nurse is in need of gently used boy clothes, primarily for students that are 2nd grade and younger. We could also use new packs of smaller sized girls underwear. Please bring to the office if you are able to donate.

Thank you!

Spring Break is
March 25-April 1
NO SCHOOL :)

Order Your Akers School Yearbook Online



Step 1: Visit shop.memorybook.com




Step 2: Login if returning or new users click 'Register' to create an account using school code **246154M**

Step 3: Buy a yearbook for **\$30.00** through **04/12/2024**



If you have any questions about ordering your yearbook contact your school's yearbook advisor.



www.memorybook.com



AKERS / NEUTRA ATTENDANCE FAQ

Central Union School District follows the rules and regulations set forth by the State of California Ed Code 48260. This includes SART and SARB procedures.

All absences regardless of the reason, count towards a student's overall attendance percentage.

Per Ed Code 48260, SART and SARB procedures can be scheduled due to unexcused absences, chronic absences and habitual tardies. SARB procedures include school officials, county officials, resource officers and base commands.

Who do I contact if my student is absent?

To ensure accurate attendance records please contact the Akers Office first regarding all attendance issues. Short term and long term.

What is considered an excused absence?

Per California Ed Code 48260.5 the only absences that are considered excused are those pertaining to the students own illness with a doctors note, court proceedings, funeral services.

What are Saturday Schools?

Saturday School is offered to help make up missing attendance, one 4 hour day of Saturday School will make up one day of missing attendance.

WOW!

Why am I receiving attendance letters on my kindergartner /TK if kindergarten/TK is not required?

Though kindergarten/TK is not required in California, if you choose to enroll your student you agree to abide by state guidelines including attendance.

Why are Navy events not excused? (i.e. pinnigs, command functions etc.)

Though we understand the sacrifices our military families endure, we unfortunately do not fall under the Department of Defense guidelines. We are a California public school that happens to be located on federal property and, in turn, must follow all state guidelines

When is a doctor's note required?

Anytime a student is absent and brings in a doctor's note, the absence can be marked as excused.

When a student has been out for 5 days due to illness, a doctor's note is required to verify the absence. These days do not have to be consecutive to require a doctor's note. Unfortunately "mental health" days unless accompanied with a doctors note, are not considered excused.





CENTRAL UNION SCHOOL DISTRICT

February 12, 2024

MINUTES

The regular open public meeting of the Central Union School District Board of Trustees was held on Monday, February 12, 2024 at District Presentation Center, 15783 18th Avenue, Lemoore, CA 93245. The Board meeting began with a preliminary open session at **5:30 p.m.** and adjourned into closed session at **5:30 p.m.** After the closed session the general open session was called to order at **6:00 p.m.** The meeting adjourned at **6:27 p.m.**

Any individual who requires a translator, disability-related accommodations or modifications including auxiliary aids and services in order to participate in the Board meeting should contact the Superintendent or designee in writing no later than 8:00 a.m. the day of the meeting.

Any writings or documents that are public records and are provided to a majority of the governing board regarding an open session item on this agenda are available for public inspection and may be accessed under the Board Agenda and backup information housed on the District website at www.central.k12.ca.us.

CUSD Mission Statement ~

Central Union School District seeks to be an exemplary learning community. We build the foundation of this community through meaningful relationships, relevant and engaging learning, effective communication, and providing a safe atmosphere. Each student will be treated as an individual, given the tools to be a lifelong learner, and taught to function as a member of a group and as a productive member of society. We challenge ourselves to be better than we think we can be, and advocate for the greater good of our community. Our success in this mission will build lifelong, confident learners, who have the tools necessary for success in a changing world.

1. OPEN PUBLIC SESSION:

- a. Call to Order
- b. Roll Call
- c. Flag Salute

Trustees:

Dale Davidson, Jeffrey Gilcrease and Ceil Howe III were present. Sarah Strait was absent.

District Administration:

Tom Addington
Traci Fullerton

Site Administration:

Akers: Heiko Sweeney, Darin Denney
Central: Anne Gonzales, David Pilcher

Jared Johnson
 Karla Burgos-Rodriquez
 Teresa Santamaria
 Davinder Sidhu

Neutra: Elizabeth Alvarado, Brittany Gately
 Stratford: Christina Gonzales, Tara Taylor

All administration was present with the exception of Davinder Sidhu, Tara Taylor and Traci Fullerton. CUSD Employee Associations' Representatives and others were in attendance.

2. PROCEDURE FOR VISITORS WHO WISH TO ADDRESS THE BOARD:

If any visitor wishes to address the Board, the request form, entitled “*Request to Address the Board*” should be filled out as soon as possible. **Complete the form in its entirety and give it to the Superintendent.** Persons may speak to any item on the agenda when it comes up for discussion or persons may speak during the time designated, “Courtesy to Visitors.” Persons speaking to the board should understand that the Board invites your comments. Most questions asked of the Board require research and/or investigation. Therefore, the Board may respond to your questions in writing. Your input is important. However, if the comments involve a District employee or a student, the President will, at that time, explain the rights of the Speaker and the rights of the employee and/or student. Each address to the Board should not exceed five minutes in length with no more than thirty minutes per item.

3. PRESENTATION(S): None

4. DISTRICT REPORTS

- a. Dashboard and LCAP Update provided
- b. Business Update provided
- c. Superintendent Update provided

ENROLLMENT	BEG. OF YEAR 2022-2023	BEG. OF YEAR 2023-2024	January 2022-23	January 2023-24	Inter Districts	TOTAL
AKERS	672	651	682	640	LESD	30
CENTRAL	226	227	247	217	HANFORD	10
NEUTRA	413	428	425	429	OTHER	2
STRATFORD	283	278	288	297	Intra-District	4
TOTAL	1594	1584	1642	1583	TOTAL	46

5. **COURTESY TO VISITORS:**

6. **CORRESPONDENCE AND BOARD INFORMATION:**

- a. KCOE Certification of First Interim Budget 2023-24
- b. NAFIS Winter Impact Report 2024 and NAFIS 2023 Year End Report
- c. School Newsletters
- d. Kings County Investment Pool Quarterly Compliance Report ending December 31, 2023

7. **CONSENT AGENDA:**

(at this time board members may request that an item or items be removed from the consent agenda and placed as 'new business')

- a. Approved minutes of the regular board meeting of January 8, 2024
- b. Approved technology surplus request

Approved items a) through b):

Motion: Ceil Howe, III

Seconded: Dale Davidson

Dale Davidson Vote: AYE

Ceil Howe, III Vote: AYE

Jeffrey Gilcrease Vote: AYE

Sarah Strait Vote: ABSENT

8. **OLD BUSINESS:**

- a. None

9. **NEW BUSINESS**

- a. Announcements were made from closed session.

Trustee Dale Davidson announced that during the closed session with a vote of 3-0 the Board has denied the unpaid leave request for Employee #22-2/24. The Superintendent or his designee is directed to take the necessary steps to notify the employee of this action.

It was further announced by Trustee Ceil Howe, III a decision from closed session that based upon violation of Education Code Section 48900(c), we move that student #A-02-12-2024 be expelled from the Central Union Elementary School District through June 7, 2024.

Further, we recommend suspending the expulsion order and permitting the student to

return to the site under a Behavior Contract. Upon the student's return to campus, the site will develop a behavior contract for student #A-02-12-2024, including attendance, appropriate behavior, maintaining grades and academic standing, and participation in counseling with the District counselor or psychologist. If the student fails to follow any condition of the behavior contract, the expulsion order will be reinstated.

b. Approved January 2024 District warrants

Motion: Ceil Howe, III

Seconded: Dale Davidson

Dale Davidson Vote: AYE

Ceil Howe, III Vote: AYE

Jeffrey Gilcrease Vote: AYE

Sarah Strait Vote: ABSENT

c. Approved January 2024 Fiscal Position Reports for General Fund and Cafeteria Fund

Motion: Ceil Howe, III

Seconded: Dale Davidson

Dale Davidson Vote: AYE

Ceil Howe, III Vote: AYE

Jeffrey Gilcrease Vote: AYE

Sarah Strait Vote: ABSENT

d. Approved the 2023-24 Consolidated Application

Motion: Ceil Howe, III

Seconded: Dale Davidson

Dale Davidson Vote: AYE

Ceil Howe, III Vote: AYE

Jeffrey Gilcrease Vote: AYE

Sarah Strait Vote: ABSENT

e. Approved School Safety plans

Motion: Ceil Howe, III

Seconded: Dale Davidson

Dale Davidson Vote: AYE

Ceil Howe, III Vote: AYE

Jeffrey Gilcrease Vote: AYE

Sarah Strait Vote: ABSENT

f. Accepted the Central Union Elementary Teachers' Association ("CUETA") initial proposal for the 2024-25 negotiations

g. Accepted the Central Union Classified Employees Association/NEA ("CUCEA") initial proposal for the 2024-25 negotiations

**one motion was made for items f and g

Motion: Ceil Howe, III

Seconded: Dale Davidson

Dale Davidson	Vote: AYE	Ceil Howe, III	Vote: AYE
Jeffrey Gilcrease	Vote: AYE	Sarah Strait	Vote: ABSENT

10. **BOARD MEMBER COMMENTS:** None

11. **CLOSED SESSION:**

The closed session of the Board of Trustees was held to consider the following:

- a. Student Discipline and Other Confidential Student Matters - Consider expulsion of case #A-02-12-2024 (Gov. Code §35146)
- b. Personnel {Gov. Code §54957}
 - i. Employee Leave Request

Respectively submitted,

President

Clerk

Proposal for 2024 Developer Fee Justification Study



SchoolWorks, Inc.

www.schoolworksgis.com
(916) 733-0402

8700 Auburn Folsom Rd., #200
Granite Bay, CA 95746



LETTER OF INTEREST

February 9, 2024

Central Union Elementary School District
15783 18th Ave.
Lemoore, CA 93245-9742
Phone: (559) 925-2619

RE: Proposal for 2024 Developer Fee Justification Study

Thank you for the opportunity to present this Proposal to prepare a Developer Fee Justification Study for the Central Union Elementary School District. This Proposal provides company information, key personnel, fees, work schedule, project approach, and references.

The purpose of a Developer Fee Justification Study is to justify the statutory fee rates for both residential and for commercial/industrial development.

SchoolWorks, Inc. is dedicated to developing trusting personal relationships with our clients. Our unique hands-on approach makes us more than just another facility planning consultant. We value integrity and going that extra mile to make sure we provide the highest quality service.

We would be honored to serve the Central Union Elementary School District. Thank you for your consideration and please do not hesitate to contact me personally if you have any questions.

Sincerely,



Ken Reynolds
President

DEVELOPER FEE JUSTIFICATION STUDY OVERVIEW

Developer fees are fees that are paid by property owners and developers to school districts to mitigate the impact created by new development within a school district's boundaries on the school facilities. Fees are typically paid to the school district as a condition of a property developer or owner obtaining a building permit from the city or county for a construction project.

Level 1 (Developer Fee Justification Study) fees are established by the State and are considered the basic mitigation fee. Justification for the fee can be shown if anticipated residential, commercial and industrial development within a district will impact it with additional students. The SAB adjusts the rates every two years.

The current rates adopted on January 24, 2024, are **\$5.17** per square foot for residential construction and **\$0.84** per square foot for commercial/industrial construction. The next proposed increase will be in **January 2024** at the State Allocation Board Meeting.



COMPANY INFORMATION

SchoolWorks, Inc. has an experienced team of professionals who have assisted school districts, both large and small, throughout the State of California for more than 25 years, with their facility planning issues.

January 2002 to Present: SchoolWorks, Inc. has been preparing Level 1 and Level 2 Developer Fee Studies for California school districts since its inception in January of 2002. The list of our 2018 Developer Fee Justification Study Clients can be found on Pages 13-17 of this document.

2000 to January 2002: School Facilities Planning and Management (SFP&M) Vice President Ken Reynolds and Staff, prepared Level 1 and Level 2 Developer Fee Studies. SchoolWorks, Inc. acquired SFP&M in 2010.

1994 to 2000: Ken Reynolds prepared Developer Fee Studies for Phase 1 Application Services.

SchoolWorks, Inc. has a substantial amount of experience preparing Developer Fee Studies.

SchoolWorks, Inc. has prepared over 400 Level 1 and Level 2 Developer Fee Studies since 2002.

SchoolWorks, Inc. has worked with all sizes of districts; from very small one-school districts to working with the largest district in California.

Since the SAB adjusted the Level 1 rate February 23, 2022, SchoolWorks, Inc. has contracted with over 125 school districts throughout California.



KEY PERSONNEL



Kenneth R. Reynolds

President and Founder

SchoolWorks, Inc.

As President and Founder of SchoolWorks, Mr. Reynolds has over 25 years of experience. Mr. Reynolds has assisted over 200 California school districts in applying for the maximum eligible State funding for new construction and modernization projects. Throughout his associations with district personnel, he has helped them solve their unique issues such as State funding assistance, developer fee justification, scenarios for boundary changes, calculating enrollment projections and developing functional Facility Master Plans.

Mr. Reynolds has assisted clients in making important decisions regarding facility planning issues by doing research, analyzing information and presenting the results to School Boards and Superintendents. He also has extensive experience working with the community and committees to collaborate and accomplish the goals of a project. Mr. Reynolds is the designer and programmer of SchoolWorks Facility Planning Software. He has presented at various workshops and conferences including CASH, ACSA, CASBO, CSBA and UC Riverside.

EDUCATION

Bachelor of Science Degree, Electrical and Electronics Engineering, California State University at Sacramento

PROFESSIONAL QUALIFICATIONS

- Over 25 years of experience in Demographic Studies
- Designer and programmer for SchoolWorks® Facility Planning Software
- Presenter at CASH, ACSA, CASBO, CSBA and UC Riverside and SchoolWorks workshops on GIS & Facility Planning
- Former Vice President of Phase 1 Application Services and School Facilities Planning & Management, Inc.
- Assisted over 200 California school districts in applying for the maximum eligible State funding for new construction and modernization projects

RESPONSIBILITIES

- Primary point of contact for SchoolWorks, Inc.
- Manages team tasks and scheduling
- Maintains communication with District
- Meets with District, as needed
- Presents final Study to Board of Trustees

RELEVANT EXPERIENCE

Demographic Studies

- Fairfield-Suisun Unified School District
- Liberty Union High School District
- Fresno Unified School District
- Val Verde Unified School District
- Vacaville Unified School District
- Santa Maria Bonita School District
- El Dorado Union High School District
- Orcutt School District
- Buckeye School District
- Burton School District
- Washington Unified School District

Developer Fee Studies

- Santa Maria Bonita School District
- Farmersville Unified School District
- Los Angeles Unified School District
- Coalinga Huron Joint Unified School District
- Fairfield Suisun Unified School District
- El Dorado Union High School District
- Gonzales Unified School District
- Live Oak Unified School District
- Chowchilla Union High School District



KATHY REYNOLDS, ASSOCIATE DIRECTOR

Kathy has been an employee of SchoolWorks, Inc. since 2005. She is the lead Project Manager for Developer Fee Studies. Kathy has been preparing Developer Fee Justification Studies for 13 years. She is the principal in charge of new housing development activities corresponding with both City and County Planning departments as well as local developers

EDUCATION

Master of Science - Biological Sciences
California State University Hayward

Certificate in Educational Facilities Planning,
UCR Extensions



JODI L. GRAYEM, OFFICE MANAGER

Jodi prepares the contracts and requests the information required to complete the studies as well as being the main point of contact for clients. She finalizes the Developer Fee Justification Studies, prepares the supporting documentation and emails the finalized studies and supporting documentation to the district.

EDUCATION

Bachelor of Arts - Child Development
California State University Sacramento

WORK SCHEDULE

Schedule Level 1: Developer Fee Justification Study

- 
- Contract Approval
 - Collect Necessary Information from the District

- 
- Prepare Developer Fee Justification Study pursuant to Government Code 66000, et. seq. and Education Code 17621 (e) and 17622

- 
- Delivery of Draft Developer Fee Justification Study for Districts Review (this step will occur two weeks after receiving all required data from the District) as well as all supporting documents.

- 
- Completion of Final Draft of Developer Fee Justification Study

- 
- Virtual presentation of Final Study to Board of Education (if requested)

PROJECT APPROACH

1. The current enrollment and projected growth within the District's boundary is determined.
2. Determination of Local Student Generation Rates
3. The impact of new developments is determined by analyzing the proposed development projects and calculating the estimated number of students that will be generated from new housing.
4. Existing facility capacity is derived from the baseline capacities approved by the State along with any approved and funded projects that also increase the District's capacity.
5. The projected growth from developments is then loaded into existing facilities to the extent that there is available space.
6. Any unhoused students will generate a need for new facilities and an estimated cost is calculated, based on State allowances and local land values.
7. If any students from new development are to be housed in existing facilities, the need to modernize existing schools will be determined and the appropriate portion will be included in the facility cost.
8. The cost is then compared to the amount of projected new development (residential then commercial/industrial) to determine the amount of developer fees that are justified.

SchoolWorks, Inc. will request from the District:

- Current CALPADS/CBEDS (separated by school site and grade level)
- SAB 50-02 - Existing School Building Capacity
- Latest Audit Report
- Last two (2) years of Developer Fee Logs (must include the amount paid and the square footage for each permit)
- Copy of your previous Level 1 Justification Study
- List and cost of projects that the Developer Fees will be used for

SchoolWorks, Inc. will compile the following data used in the Study:

- 2020 Census data
- OPSC data
- Cost of land per acre
- County and City Planning Department development information

RESPONSIBILITIES OF SCHOOLWORKS, INC.

- Prepare Developer Fee Justification Study pursuant to Government Code 66000, et. Seq. and Education Code 17621 (e) and 17622
- Assist the District with a timeline for adoption of new Developer Fees, including a **Sample** Notice and **Sample** Resolution for the Public Hearing
- Virtual presentation of the Developer Fee Justification Study to the Board (if requested)
- Attend public hearing and respond to questions (Extra Charge)

QUALITY CONTROL

We have several points at which data is reviewed by our team. Jodi reviews data as it comes in from the school districts. A member of our team reviews every Study before a Draft is sent to the District. Our studies have also been reviewed by several lawyers for school districts including Los Angeles Unified School District.



FEE SCHEDULE

Item Description:	Cost
Level 1 Developer Fee Justification Study Total Cost	\$3,500

If SchoolWorks, Inc. presence is requested at a School Board meeting, the District will be billed at \$185 per hour *plus* travel time and expenses.

The amount billed is due within thirty (30) days of the date of the invoice. A late fee of 5% of the invoice amount will be charged if the amount due is not paid within sixty (60) days of the date of the invoice.



CONTRACT

SchoolWorks, Inc. will contract to perform the tasks enumerated above for the prices indicated. Central Union Elementary School District is authorized to enter into this agreement by Government Code 53060.

These services are chargeable to the District Capital Facility Funds.

Central Union Elementary School District

SchoolWorks, Inc

Signature

Signature

Thomas Addington

Ken Reynolds

Name

Name

Superintendent

President - SchoolWorks, Inc.

Title

Title

February 9, 2024

February 9, 2024

Date

Date


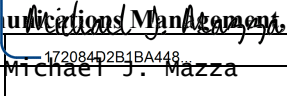
Service Agreement (E-Rate)

This Service Agreement (“Agreement”) is entered into on December 20, 2023 (“Effective Date”) by and between Comcast Cable Communications Management, LLC, a Delaware limited liability company, on behalf of itself and its applicable operating affiliates and subsidiaries offering Service(s) as identified below, with offices located at 1701 JFK Blvd., Philadelphia, PA 19103 and Central Union Elementary School District (“Customer”), with offices located at 15783 18th Avenue, Lemoore, CA 93245.

This Agreement sets forth the terms and conditions under which Comcast Cable Communications Management, LLC and its applicable operating affiliates and subsidiaries (identified above, “Comcast”) will provide communications and other Service(s) to the above Customer. This Agreement consists of this document (“Service Agreement Cover Page”), the Comcast General Terms and Conditions for E-Rate (“General Terms and Conditions”), Sales Order(s), the Product Specific Attachment(s) applicable to the ordered Service(s) (“PSA(s)”), and any written amendments to the Agreement and executed by both parties, if any (“Amendment(s)”), collectively referred to as the “Agreement”. In the event of an explicit inconsistency among these documents, precedence will be as follows: (1) Amendment(s), (2) PSA(s), (3) General Terms and Conditions, (4) this Service Agreement Cover Page, and (5) Sales Order(s). The PSA(s) are located at <https://business.comcast.com/terms-conditions-ent> (or any successor URL). Use of the Service(s) is also subject to the High-Speed Internet for Business Acceptable Use Policy (“AUP”) located at <https://business.comcast.com/customer-notifications/acceptable-use-policy> (or any successor URL), and the High-Speed Internet for Business Privacy Policy (“Privacy Policy”) located at https://business.comcast.com/privacy-statement_new (or any successor URL). Comcast may update the PSA(s), AUP and Privacy Policy from time to time upon posting to the Website. This Agreement shall commence and become a legally binding agreement upon the mutual execution of this Service Agreement Cover Page by the parties. The Agreement shall terminate as set forth in the General Terms and Conditions. All capitalized terms not defined on this Service Agreement Cover Page shall have the definitions given to them in the General Terms and Conditions.

As set forth in the Sales Order(s) attached hereto, the following Services shall be provided to Customer by Comcast: One (1) 1000 Mbps Ethernet Private Line (“EPL”) Service(s) circuit.	
Term (Months): Thirty-seven (37)	Agreement Number: CA-BChim-122023-MN-01
Non-Recurring Charges (NRC): \$0.00	Monthly Recurring Charges (MRC): \$499.00
Custom Installation Charge (“CIC”): \$0.00	
Number of Service Location(s): Two (2)	Estimated Service Commencement Date: On or after July 1, 2024
Notes / Comments: 1. E-Rate funding, if applicable, to be sought solely by Customer. 2. The Service(s) specified herein shall be provided by Comcast Business Communications, LLC. The Comcast Business Communications, LLC SPIN No. is 143003990.	
Salesperson: Bobby Chima	Telephone Number: (916) 755-1035
Sales Director: Ronald Speno	Telephone Number: (925) 724-9005
Customer Contact: Thomas Addington	Telephone Number: (559) 925-2619

Customer, by signing below, agrees and accepts the terms and conditions of this Agreement.

DocuSigned by:	
Central Union Elementary School District	Comcast Cable Communications Management, LLC
Signature: 	Signature: 
Printed Name: Thomas Addington	Printed Name: Michael J. Mazza
Title: Superintendent	Title: VP, CB Sales Solutions
Date: January 16, 2024	Date: 2/12/2024

**COMCAST ENTERPRISE SERVICES
GENERAL TERMS AND CONDITIONS FOR E-RATE
("General Terms and Conditions")**

ARTICLE 1: DEFINITIONS

For purposes of these General Terms and Conditions, the following terms shall have the meanings specified below.

Affiliate: With respect to each party, any entity that controls, is controlled by, or is under common control with such party. For the purposes of this definition, "control" shall mean ownership of at least fifty percent (50%) of the voting stock or other voting ownership interest in an entity.

Agreement: Collectively, these General Terms and Conditions, the Service Agreement (E-Rate) Cover Page executed by the Customer and accepted by Comcast, any applicable Product Specific Attachment, and each binding Sales Order and/or Statement of Work.

Comcast: The operating Affiliate of Comcast Cable Communications Management, LLC that provides the Services. References to Comcast in Article 5 and Article 6 shall also include its Affiliates and their respective directors, officers, and employees.

Comcast Equipment: Any and all facilities, equipment or devices provided by Comcast or its authorized contractors at the Service Location(s) that are used to deliver the Services. Notwithstanding the foregoing, inside telephone wiring within a Service Location, whether or not installed by Comcast, shall not be considered Comcast Equipment.

Confidential Information: All information regarding either party's business that has been marked or is otherwise communicated as being "proprietary" or "confidential" or which reasonably should be known by the receiving party to be proprietary or confidential information. Without limiting the foregoing, Confidential Information shall include, even if not marked or otherwise designated as proprietary, the Agreement, all Licensed Software, promotional materials, proposals, quotes, rate information, discount information, subscriber information, network upgrade information and schedules, network operation information (including without limitation information about outages and planned maintenance), and invoices, as well as the parties' communications regarding such items. Confidential Information does not include any data transmitted over or through the Services.

Customer: The entity named on the Service Agreement (E-Rate) Cover Page.

Customer-Provided Equipment: All facilities, equipment, and devices supplied by Customer, or by a party not contracted by Comcast, for use in connection with the Services.

Network: The Comcast Equipment, fiber optic, or coaxial cable associated with electronics and other equipment used to provide the Services, including any such equipment not located on or at the Service Location(s).

Product Specific Attachment(s) or PSA(s): The additional terms and conditions applicable to each of the Services ordered by Customer under the Agreement.

Sales Order: An order form for the provision of Services to a Service Location(s) on (a) the then-current Comcast form designated for such purpose or (b) such other form, or in such other manner, as may be agreed upon by the parties. Unless otherwise indicated herein, each Statement of Work shall be considered a Sales Order.

Service(s): Service(s) provided by Comcast pursuant to a Sales Order or Statement of Work. All Services provided under the Agreement are for commercial, non-residential use only. Except as expressly provided in a Sales Order, Statement of Work, or PSA, all Services provided under the Agreement are for domestic use only.

Service Commencement Date: With respect to each Service, "Service Commencement Date" shall have the meaning specified in the PSA applicable to such Service or in the Statement of Work, it being understood that a single Sales Order containing multiple Service Locations or Services may have multiple Service Commencement Dates.

Service Location(s): The Customer location(s) where Comcast provides the Services.

Service Term: As specified in a Sales Order or Statement of Work, the duration of time (which shall commence on the Service Commencement Date) for which Services are ordered.

Statement of Work (SOW): The specific terms under which Comcast will provide certain customized services to Customer, including all attached appendices and exhibits, if any.

Termination Charges: Charges that may be imposed by Comcast upon early termination of a Service as specified in the applicable PSA.

Website: The Comcast website where the General Terms and Conditions, PSAs, the Privacy Policy, and the AUP are posted. The current URL for the Website is <https://business.comcast.com/terms-conditions-ent> (as the same may be updated by Comcast from time-to-time).

ARTICLE 2. DELIVERY OF SERVICE

2.1 Orders. To request Service at a Service Location(s), Customer may request from Comcast a Sales Order or SOW. If Customer wishes to move forward with the provision of the requested Service(s), Customer shall sign and return the Sales Order or SOW to Comcast., For purposes of Sales Orders, upon

Customer's signature of the Agreement, the Sales Order will become binding, subject to an engineering review. SOWs shall not become binding unless and until executed by both Parties. Each Sales Order or SOW submitted by Customer may be subject to an engineering review which will determine whether and to what extent the Network must be extended, built, or upgraded in order to provide the ordered Services. After any such engineering review, Comcast will provide Customer written notification in the event Service installation at any Service Location will require an additional non-recurring installation fee ("Custom Installation Fee" or "Construction Charges"). Notwithstanding anything to the contrary contained in this Article 2.1, Customer shall have thirty (30) days from receipt of such notice to reject the Custom Installation Fee and terminate the affected Service Location(s). In addition to the foregoing, if Comcast's cost of installing the applicable Services (including any applicable construction costs) increases following Customer's acceptance of the Custom Installation Fee such that Comcast's internal rate of return for the applicable Services is unacceptable to Comcast, as reasonably determined by Comcast, then (i) Comcast may increase the monthly recurring charge or Custom Installation Fee, as agreed to by Customer or (ii) if Customer does not agree to such increase, Comcast may terminate the applicable Services to the affected Service Location upon ten (10) days' notice to Customer, without penalty.

2.2 Access. To deliver Services to Customer, Comcast may require access, right-of-way, conduit, and/or common room space within and/or outside each Service Location and facility containing the Service Location ("Access"). Within each Service Location and facility containing the Service Location, Customer shall be solely responsible for securing and maintaining such Access as Comcast may require to deliver the Services. In the event that Customer fails to secure or maintain such Access, Comcast (i) may upon thirty (30) days prior written notice cancel or terminate Service at such Service Location and such termination shall be subject to applicable Termination Charges and (ii) shall be excused from its obligations with respect to the Service(s) at such Service Location (including any obligation to issue service credits) until such time as Customer provides Comcast with the necessary Access. If Comcast is unable to secure or maintain Access outside a particular Service Location or facility and associated property containing the Service Location, which Access is needed to provide Services to such Service Location, Customer or Comcast may cancel or terminate Service at such Service Location, without further liability beyond the termination date, upon a minimum thirty (30) days' prior written notice to the other party.

2.3 Hazardous Materials. If the presence of asbestos or other hazardous materials exists or is detected at a Service Location or within the building where the Service Location is located, Comcast may immediately stop providing and/or installing Services until such materials are removed. Customer

shall be responsible for any additional expense incurred by Comcast as a result of encountering, or in the avoidance of, hazardous materials.

2.4 Equipment.

A. Comcast Equipment. Comcast may, in its sole discretion, remove or change Comcast Equipment; provided that any such removal or change does not cause a material degradation in the Services. Customer shall not move, disconnect, attempt to repair, or otherwise tamper with any Comcast Equipment or permit others to do so, and shall not use the Comcast Equipment for any purpose other than as authorized by the Agreement. Customer shall (i) provide an adequate environmentally controlled space and such electricity as may be required for installation, operation, and maintenance of the Comcast Equipment and (ii) be responsible for damage to, or loss of, Comcast Equipment caused by its acts or omissions, or by fire, theft, or other casualty at the Service Location(s), unless caused by the gross negligence or willful misconduct of Comcast. Any maintenance provided by Comcast for the Comcast Equipment under this Agreement shall be at Customer's cost to the extent it is related to causes other than the ordinary and proper use of the Comcast Equipment. Upon termination or expiration of this Agreement and/or any Sales Order or SOW, Customer shall be responsible for the return of all applicable Comcast Equipment. Until such time as the Comcast Equipment is returned to Comcast, Comcast may continue to invoice Customer for the monthly fee applicable to such Comcast Equipment. If any returned Comcast Equipment has been damaged and/or destroyed other than by Comcast or its agents, normal wear and tear excepted, Comcast may, in its sole discretion, invoice Customer for the manufacturer's list price of such Comcast Equipment or the cost of repair.

B. Customer-Provided Equipment. Unless otherwise set forth in an SOW, Customer shall have sole responsibility for providing maintenance, repair, operation, and replacement of all Customer-Provided Equipment, inside telephone wiring, and other Customer equipment and facilities on the Customer's side of the Demarcation Point. "Demarcation Point" means the point of interconnection between the Network and Customer-Provided Equipment located at a Service Location. Neither Comcast nor its employees, Affiliates, agents, or contractors shall (i) have any obligation to install, operate, or maintain Customer-Provided Equipment or (ii) be liable for any damage, loss, or destruction to Customer-Provided Equipment, unless caused by the gross negligence or willful misconduct of Comcast. Customer-Provided Equipment shall at all times be compatible with the Network. Except as otherwise provided in an SOW, Customer shall be responsible for the payment of service charges for visits by Comcast's employees or agents to a Service Location when the service difficulty or trouble report results from Customer-Provided Equipment or facilities provided by a party not contracted by Comcast.

2.5 Network; Intellectual Property

A. The Network is and shall remain the property of Comcast regardless of whether installed within, upon, overhead, above, or underground at or near the Service Location and shall not be considered a fixture or an addition to the land or the Service Location(s) located thereon. Customer agrees that it shall take no action that directly or indirectly impairs Comcast's title to the Network, or any portion thereof, or exposes Comcast to any claim, lien, encumbrance, or legal process, except as otherwise agreed in writing by the parties. Nothing in this Agreement shall preclude Comcast from using the Network for services provided to other Comcast customers, it being understood that, with respect to any Ethernet Services, the access circuit between a Service Location and the applicable Comcast Network gateway switch shall be solely used to provide the applicable Ethernet Services to Customer.

B. Title and intellectual property rights to (i) the Services and (ii) any computer software or code provided by Comcast to use the Services, including, but not limited to, associated documentation, and all updates thereto ("Licensed Software") are, in each case, owned by Comcast, its agents, suppliers, or affiliates or their licensors or otherwise by the owners of such material. The copying, redistribution, bundling, or publication of the Services, in whole or in part, without the express prior written consent of Comcast or other owner of such material, is prohibited.

C. The Agreement provides no right to use any party's or its Affiliates' trademarks, service marks, or trade names, or to otherwise refer to the other party in any marketing, promotional, or advertising materials or activities.

2.6 License Grant. If Customer requires the use of Licensed Software from Comcast in order to use the Services, Customer shall have a nonexclusive, nontransferable, and limited license to use such Licensed Software in object code only and solely to the extent necessary to use the applicable Service during the corresponding Service Term. Customer may not claim title to, or an ownership interest in, any Licensed Software (or any derivations or improvements thereto), and Customer shall execute any documentation reasonably required by Comcast, including, without limitation, end-user license agreements, for the Licensed Software. Customer shall not: (i) copy the Licensed Software (or any upgrades thereto or related written materials) except for emergency back-up purposes or as permitted by the express written consent of Comcast; (ii) reverse engineer, decompile, or disassemble the Licensed Software; (iii) sell, lease, license, or sublicense the Licensed Software; or (iv) create, write, or develop any derivative software or any other software program based on the Licensed Software. Customer acknowledges that the use of Service may periodically require, and consents to Comcast's provision of, updates and/or changes to the Licensed Software resident in the Comcast Equipment or Customer Provided-Equipment

("Updates"). Comcast may perform such Updates remotely or on-site, at Comcast's sole discretion. Customer hereby consents to, and shall provide free Access for, such Updates. If Comcast has agreed to provide Updates, Comcast will be excused from the applicable performance criteria and credits, and any and all liability and indemnification obligations regarding the applicable Service to the extent resulting from Customer's failure to allow Comcast to install any Updates.

ARTICLE 3. BILLING AND PAYMENT

2.1 Charges; Changes to MRC; Taxes.

A. Customer agrees to pay all charges associated with the Services, including, but not limited to, any fees or payment obligations in connection with the Services imposed by governmental or quasi-governmental bodies, or by Comcast, in connection with the sale, installation, use, or provision of the Services (e.g., applicable franchise fees, right of way fees, and Universal Service Fund charges) regardless of whether Comcast or its Affiliates pay the fees directly or are required or permitted by law to collect them from Customer. Any failure on the part of Customer to be ready to receive Service, or any refusal on the part of Customer to receive Service, shall not relieve Customer of its obligation to pay charges for any Service that is otherwise available for use. For the avoidance of doubt, Comcast shall not be responsible for any purchases made by Customer or its end users while using the Services.

B. With respect to each Sales Order, Comcast may, upon thirty (30) days prior written notice to Customer (or such longer period as may be required by law), modify the monthly recurring service charges applicable to (i) Ethernet and Internet Services at any time after the expiration of the initial Service Term and (ii) any other services at any time. Customer acknowledges and agrees that such notice requirement may be satisfied by including notice of a monthly recurring service charge modification(s) in a Customer invoice. Customer shall have thirty (30) days from receipt of any such notice to cancel the applicable Service without liability for Termination Charges. Should Customer fail to cancel within such timeframe, Customer shall be deemed to have accepted the modified Service pricing. Notwithstanding anything to the contrary contained in this Article 3.2(B), Comcast may modify equipment charges upon notice to Customer.

C. Except to the extent Customer provides a valid tax exemption certificate prior to the delivery of Service, Customer shall be responsible for the payment of any and all applicable local, state, and federal taxes or fees (however designated). Customer shall also be responsible to pay any taxes that become applicable retroactively.

3.2 Payment Terms; Disputes.

A. Except as otherwise indicated herein or in a PSA, Comcast will invoice Customer in advance on a monthly basis for all monthly recurring charges and fees arising under the Agreement. All other charges will be billed monthly in arrears, including without limitation, certain usage-based charges. Payment is due within thirty (30) days after the invoice date. If a Service Commencement Date is not the first day of a billing period, Customer's first monthly invoice shall include any pro-rated charges for the Services from the Service Commencement Date to the start of the next billing period. Except to the extent otherwise prohibited by law, Customer will be assessed a service charge up to the full amount permitted under applicable law for any check or other instrument used to pay for the Services that has been rejected by the bank or other financial institution. Subject to Customer's right to dispute charges in accordance with Article 3.2(B), any payment not made when due will be subject to a late charge equal to (i) 1.5% per month or (ii) the highest rate allowed by law, whichever is lower. If Comcast is required to use a collection agency or attorney to collect any amount owed by Customer or any unreturned Comcast Equipment, Customer agrees to pay all reasonable costs of collection or other action. No acceptance of partial payment(s) by Comcast shall constitute a waiver of any rights to collect the full balance owed under the Agreement.

B. If Customer disputes any portion of an invoice, Customer shall pay the undisputed portion of the invoice and submit a written claim, including all substantiating documentation, to Comcast for the disputed amount of the invoice by the invoice due date. The parties shall negotiate in good faith to resolve any billing dispute submitted by Customer pursuant to this Article 3.2(B). Under no circumstances may Customer submit a billing dispute to Comcast later than ninety (90) days following the invoice date.

3.3 Credit Approval and Deposits. Delivery of Services may be subject to credit approval. Customer authorizes Comcast to make inquiries and to receive information about Customer's credit history from others and to enter this information in Customer's records. Comcast, in its sole discretion, may deny the Services based upon an unsatisfactory credit history. Subject to applicable regulations, Comcast may require Customer to make a deposit as a condition to Comcast's provision of the Services.

3.4 E-Rate Funding. Comcast makes no representations, guarantees or warranties with respect to the eligibility or ineligibility of the Services or any Service component for federal e-rate support or for other governmental and quasi-governmental telecommunications/internet discounts or entitlements (collectively, "E-Rate Funding"). Customer expressly acknowledges and agrees that it is responsible for ensuring that Comcast is paid one hundred percent (100%) of all non-recurring charges ("NRC(s)"), monthly recurring

Service charges ("MRC(s)") and other amounts required under this Agreement in accordance with the payment intervals specified therein. Unless and until the Customer has received, or has been designated as a recipient of, E-Rate Funding for the Services, Customer may not withhold or offset any such amounts on the basis of its anticipated receipt of E-Rate Funding, except as otherwise set forth below. In the event that the Customer has received, or has been designated as a recipient of, E-Rate Funding for the Services, Customer may choose to either (1) pay Comcast in full for the Services, or (2) receive discounted bills from Comcast. If Customer chooses option (1), the Customer must utilize the applicable customer-initiated reimbursement process relative to such E-Rate Funding. Comcast shall have no obligation to discount or pro-rate its invoices or to take other action to process such E-Rate Funding, except to the extent specifically required by law and regulation, or except as otherwise set forth above or below. Notwithstanding this, Comcast will reasonably assist Customer in the completion of any portions of the FCC Form 472 which, as a matter of law or regulation, are required to be completed by the service provider. If Customer chooses option (2), Comcast shall have no obligations under this Agreement until Customer provides Comcast the copy of the Notification and Acceptance of Form(s) 486 from the Universal Services Administrative Company, Schools and Libraries Division ("SLD"), approving Customer's eligibility for E-Rate Funding. A Customer selecting option (2) is required to pay Comcast the non-discounted portion of all NRC(s), MRC(s), and other amounts required under this Agreement in accordance with the payment interval specified therein. Customer also must reasonably assist Comcast in completing the Service Provider Invoice Form (FCC Form 474) and obtaining full payment of the discount amount from the Universal Service Administrative Company or other E-Rate fund administrator or administrative entity. If during the term of this Agreement, Customer fails to appropriate funds or if funds are not otherwise made available for continued performance for any fiscal period of the Agreement succeeding the first fiscal period, Customer may elect to (i) continue to receive Services under this Agreement, in which Customer shall remain bound by the terms and conditions set forth hereunder and remain responsible for all NRC(s) and MRC(s), as set forth in the Agreement or applicable Sales Order(s), for the remaining term applicable thereto, irrespective of E-Rate Funding status, or, (ii) terminate this Agreement or Sales Order(s) upon written notice as of the beginning of the fiscal year for which funds are not appropriated or otherwise made available. The effect of termination of the Agreement or Sales Order(s) hereunder will be to discharge both Comcast and the Customer from future performance of the Agreement. However, Comcast shall be reimbursed for any and all unpaid NRC(s), any unpaid past due balance(s), and any additional costs already incurred by Comcast in conjunction with this Agreement. Customer shall notify Comcast in writing within thirty (30) days of fiscal budget denial indicating funds may not be available for the continuation of the Agreement for each succeeding fiscal period beyond the first year. In no event

shall Comcast initiate construction of the Network until proof of funding has been received, in whole or in part, based on 100% Customer-furnished funds or partially reimbursed funds by the SLD.

ARTICLE 4. TERM & TERMINATION

4.1 Sales Order Term. Upon the expiration of the Service Term applicable to a Sales Order, each Service Term shall automatically renew for successive periods of one (1) month each (each, a “Renewal Term”), not to exceed twelve (12) months unless prior written notice of non-renewal is delivered by either party to the other at least thirty (30) days before the expiration of the Service Term or the then current Renewal Term. To the extent the initial Service Term or a Renewal Term applicable to a Sales Order extends beyond the expiration date of the term of the Agreement, such Sales Order shall continue to be governed by the terms and conditions of the Agreement. The term of the Agreement commences on the Effective Date and continues for the time set forth on the Service Agreement (E-Rate) Cover Page.

4.2 Termination for Convenience. Notwithstanding any other term or provision in this Agreement, Customer shall have the right, in its sole discretion, to terminate any or all Sales Order(s) or SOW(s) at any time, upon thirty (30) days prior written notice to Comcast (subject to applicable Termination Charges).

4.3 Termination for Cause.

- A. If either party is in material breach of the Agreement and the breach continues unremedied for thirty (30) days after written notice of default, the other party may terminate for cause any Sales Order or SOW materially affected by the breach. In addition to its other remedies, if the Customer is in breach of a payment obligation and fails to make payment in full within thirty (30) days after written notice of default, Comcast may suspend the Service(s) under the affected Sales Order(s) or SOW(s).
- B. Subject to applicable law, either party may terminate a Sales Order or SOW immediately upon notice to the other party if the other party has become insolvent as defined under the U.S. Bankruptcy Code, institutes or has instituted against it any bankruptcy, reorganization, det arrangement or assignment for the benefit of creditors, other proceeding under any bankruptcy or insolvency law or dissolution, receivership, or liquidation proceeding (and if such proceeding is instituted against it, such proceeding is not dismissed within sixty (60) days).
- C. Comcast may terminate any Sales Order and/or the Agreement immediately if Customer or its employees, agents, or representatives threaten, harass, or use

vulgar or inappropriate language toward Comcast personnel.

4.4 Effect of Expiration/Termination of a Sales Order or SOW. Upon the expiration or termination of a Sales Order or SOW for any reason, Comcast (i) shall disconnect the applicable Service and (ii) may assess and collect from Customer applicable Termination Charges (unless the Service is terminated by Customer pursuant Article 4.3 above). Termination by either party of a Sales Order or SOW does not waive any other rights or remedies that it may have under this Agreement.

ARTICLE 5. LIMITATION OF LIABILITY; DISCLAIMER OF WARRANTIES

5.1 Limitation of Liability.

A. THE AGGREGATE LIABILITY OF COMCAST AND ITS AGENTS, SUPPLIERS, AND LICENSORS FOR ANY AND ALL LOSSES, DAMAGES, AND CAUSES OF ACTION ARISING OUT OF THE AGREEMENT, INCLUDING, BUT NOT LIMITED TO, THE PERFORMANCE OF SERVICE, AND NOT OTHERWISE LIMITED HEREUNDER, WHETHER IN CONTRACT, TORT, OR OTHERWISE, SHALL NOT EXCEED DIRECT DAMAGES EQUAL TO THE SUM TOTAL OF PAYMENTS MADE BY CUSTOMER TO COMCAST DURING THE THREE (3) MONTHS IMMEDIATELY PRECEDING THE EVENT FOR WHICH DAMAGES ARE CLAIMED. THIS LIMITATION SHALL NOT APPLY TO INDEMNIFICATION OBLIGATIONS.

B. NOTWITHSTANDING ANYTHING TO THE CONTRARY CONTAINED IN THIS AGREEMENT, NEITHER PARTY SHALL BE LIABLE TO THE OTHER FOR ANY INCIDENTAL, INDIRECT, SPECIAL, COVER, PUNITIVE, OR CONSEQUENTIAL DAMAGES, WHETHER OR NOT FORESEEABLE, OF ANY KIND, INCLUDING, BUT NOT LIMITED TO, ANY LOSS OF REVENUE, LOSS OF USE, LOSS OF BUSINESS, OR LOSS OF PROFIT WHETHER SUCH ALLEGED LIABILITY ARISES IN CONTRACT OR TORT; PROVIDED, THAT, THE FOREGOING LIMITATION SHALL NOT LIMIT CUSTOMER’S LIABILITY FOR CHARGES OWED FOR THE SERVICES, FOR ANY EQUIPMENT OR SOFTWARE PROVIDED BY COMCAST, OR FOR TERMINATION CHARGES.

C. NOTWITHSTANDING ANYTHING TO THE CONTRARY CONTAINED IN THE AGREEMENT, IN NO EVENT SHALL THE AGGREGATE LIABILITY OF COMCAST AND ITS AGENTS, SUPPLIERS, AND LICENSORS UNDER THIS AGREEMENT FOR ALL

INDEMNIFICATION OF INTELLECTUAL PROPERTY CLAIMS UNDER SECTION 6(i) OF THESE GENERAL TERMS AND CONDITIONS EXCEED THE GREATER OF (I) ONE (1) MILLION DOLLARS (\$1,000,000) AND (II) THE SUM TOTAL OF PAYMENTS MADE BY CUSTOMER DURING THE TWELVE (12) MONTH PERIOD IMMEDIATELY PRECEDING THE DATE ON WHICH THE INTELLECTUAL PROPERTY CLAIM FIRST AROSE.

5.2 Disclaimer of Warranties.

- A. TO THE MAXIMUM EXTENT ALLOWED BY LAW, COMCAST EXPRESSLY DISCLAIMS ALL EXPRESS, IMPLIED, AND/OR STATUTORY WARRANTIES, INCLUDING, BUT NOT LIMITED TO, WARRANTIES OF MERCHANTABILITY, FITNESS FOR A PARTICULAR PURPOSE, TITLE AND NONINFRINGEMENT.** Without limiting the generality of the foregoing, and except as otherwise identified in a PSA or SOW, Comcast does not warrant that the Services, Comcast Equipment, or Licensed Software will be uninterrupted, error-free, or free of latency or delay, or that the Services, Comcast Equipment, or Licensed Software will meet Customer's requirements, or that the Services, Comcast Equipment, or Licensed Software will prevent unauthorized access by third parties. Customer acknowledges and agrees that the Services are not fail-safe and are not designed or intended for use in situations requiring fail-safe performance or in which an error or interruption in the Services could lead to severe injury to business, persons, property, or environment.
- B.** Notwithstanding anything to the contrary contained in the Agreement, in no event shall Comcast and its agents, suppliers, and licensors be liable for any loss, damage, or claim arising out of or related to: (1) content or data received or distributed by Customer or its users through the Services; (2) any act or omission of Customer, its users, or third parties not under the control of Comcast; (3) interoperability, interaction, or interconnection of the Services with applications, equipment, services, or networks provided by Customer or third parties not under the control of Comcast; or (4) loss or destruction of any Customer hardware, software, files, or data resulting from any virus or other harmful feature or from any attempt to remove it. Customer is solely responsible for backing up its data, files, and software prior to the installation of Service and at regular intervals thereafter.

5.3 Exclusive Remedies. Customer's sole and exclusive remedies are as expressly set forth in the Agreement. In those states where Customer's remedies cannot be so limited, the liability of Comcast is limited to the maximum extent permitted by law.

ARTICLE 6. INDEMNIFICATION

6.1 Comcast's Indemnification Obligations. Subject to Sections 5.1(B) and 5.1(C) and any other limitations contained in the Agreement, Comcast shall indemnify, defend, and hold harmless Customer, its Affiliates and their respective employees, directors, officers, and agents from and against all damages, liabilities, losses, and expenses (including reasonable attorneys' fees) arising out of a claim or demand by a third party ("Claims") incurred as a result of (i) infringement of U.S. patent or copyright law based solely on Comcast Equipment or Licensed Software; provided, that, Comcast shall have no liability for any claim of infringement arising from: (a) Comcast's compliance with any designs, specifications, or instructions of Customer; (b) modification or alteration of the Licensed Software or Comcast Equipment by Customer or a third party without the prior knowledge and written approval of an authorized officer of Comcast; (c) use of the Licensed Software or Comcast Equipment in a way not authorized in writing by an authorized officer of Comcast; and/or (d) Customer's failure to use an updated version of the Licensed Software or Comcast Equipment which has been provided, or made available, to Customer and (ii) damage to tangible personal property or real property, and personal injuries (including death) to the extent caused by the gross negligence or willful misconduct of Comcast while working on the Service Locations. For purposes of this Article 6.1, any claims by any end-user of the Services shall not be included in the definition of Claims.

6.2 Customer's Indemnification Obligations. Subject to Section 5.1(B), Customer shall indemnify, defend, and hold harmless Comcast and its agents, suppliers, and licensors from any and all Claims arising on account of or in connection with Customer's and its users' use or sharing of the Service provided under the Agreement, including with respect to: (i) any content received or distributed by Customer or its users through the Service; (ii) libel, infringement of copyright, or unauthorized use of trademark, trade name, or service mark arising out of communications via the Service; (iii) for patent infringement arising from Customer's combining or connection of Customer-Provided Equipment to use the Service; and (iv) for damage arising out of the gross negligence or willful misconduct of Customer.

6.3 Indemnification Procedures. To the extent a party may be entitled to indemnification under this Agreement (an "Indemnified Party"), such Indemnified Party shall (i) promptly notify the other party (the "Indemnifying Party") in writing of any pending or threatened Claim that gives rise to a right of indemnification (an "Action") and (ii) cooperate in every reasonable way to facilitate the defense or settlement of such Action. The Indemnifying Party shall assume the defense of any Action with counsel selected by the Indemnifying Party. The Indemnified Party may employ its own counsel in any such case and shall pay such counsel's fees and expenses. The Indemnifying Party shall have the right to settle any Action; provided, however, that to the extent that such settlement

requires the Indemnified Party to take or refrain from taking any action or purports to obligate the Indemnified Party, then the Indemnifying Party shall not settle such Action without the prior written consent of the Indemnified Party, which consent shall not be unreasonably withheld, conditioned, or delayed.

ARTICLE 7. CONFIDENTIAL INFORMATION AND PUBLICITY

7.1 Disclosure and Use. All Confidential Information disclosed by either party shall, during the term of the Agreement and for two (2) years after the expiration or termination thereof (or such longer period as may be required by law), not be disclosed to any third party without the disclosing party's express written consent. Notwithstanding the foregoing, such information may be disclosed (A) to the receiving party's employees, affiliates, and agents who have a need to know for the purpose of performing under this Agreement, using the Services, and rendering the Services (provided that in all cases the receiving party shall take appropriate measures prior to disclosure to its employees, affiliates, and agents designed to protect against unauthorized use or disclosure) or (B) as otherwise authorized by this Agreement. Each party's confidentiality obligations hereunder shall not apply to information that: (A) is already known to the receiving party without a pre-existing restriction as to disclosure; (B) is or becomes publicly available without fault of the receiving party; (C) is rightfully obtained by the receiving party from a third party without restriction as to disclosure or is approved for release by written authorization of the disclosing party; or (D) is developed independently by the receiving party without use of the disclosing party's Confidential Information. Each party agrees to treat all Confidential Information of the other in the same manner as it treats its own proprietary information, but in no case using less than a reasonable degree of care. If either party is required to disclose Confidential Information pursuant to a judicial order or other compulsion of law, such party shall be permitted to make such disclosure provided that it: (a) limits the disclosure to only that information which is required to be disclosed by such order or legal requirement, (b) if permitted, provides the disclosing party with prompt notice of such order or legal requirement, and (c) reasonably assists the disclosing party in obtaining a protective order, if requested and at the disclosing party's expense.

7.2 Publicity. Neither party shall issue any publication or press release relating to, or otherwise disclose the existence of, the terms and conditions of any contractual relationship between Comcast and Customer without the prior written consent of the other party.

7.3 Remedies. Notwithstanding any other Article of this Agreement, the non-breaching party shall be entitled to seek equitable relief to protect its interests pursuant to this Article 7, including, but not limited to, injunctive relief.

ARTICLE 8. PROHIBITED USES; COMCAST POLICIES

8.1 Prohibited Uses; Comcast Policies. Customer is prohibited from using, or permitting the use of, any Service (i) for any purpose in violation of any law, rule, regulation, or policy of any government authority; (ii) in violation of the Comcast Acceptable Use Policy ("AUP") available on the Website; (iii) for any use as to which Customer has not obtained all required government approvals, authorizations, licenses, consents, or permits; or (iv) to interfere unreasonably with the use of Comcast service by others or the operation of the Network. Customer is responsible for the compliance of its users with the provisions of the Agreement. Customer acknowledges and agrees that use of the Services, including by Customer, its Affiliates, and any users, shall be subject to the AUP. Notwithstanding anything to the contrary contained in Section 4.3, Comcast reserves the right to act immediately and without notice to (a) terminate or suspend the Agreement and/or any Services if Comcast determines that such use or information is in violation of this Article 8.1 and such termination will constitute a termination for cause and (b) terminate or suspend the Services in the event of fraudulent use of the Services. Customer acknowledges and agrees that Comcast is not obligated to detect or report unauthorized or fraudulent use of the Services to Customer.

8.2 Privacy Policy. Comcast will comply with the Comcast Privacy Policy ("Privacy Policy") which is available at the Website. Comcast is not responsible for any information provided by Customer to third parties and Customer assumes all privacy and other risks associated with providing personally identifiable information to third parties via the Services.

8.3 Prohibition on Resale. Customer may not sell, resell, sublease, assign, license, sublicense, share, provide, or otherwise utilize in conjunction with a third party (including, without limitation, in any joint venture or as part of any outsourcing activity) the Services or any component thereof. For the avoidance of doubt, this prohibition includes Customer bundling the Services with any services or components of Customer that are then sold to end users of any kind.

8.4 Monitoring. Comcast shall have no obligation to monitor postings or transmissions made in connection with the Services, however, Customer acknowledges and agrees that Comcast and its agents shall have the right to monitor any such postings and transmissions from time to time and to use and disclose them in accordance with this Agreement, and as otherwise required by law or government request. Comcast reserves the right to refuse to upload, post, publish, transmit or store any information or materials, in whole or in part, that, in Comcast's sole discretion, is unacceptable, undesirable or in violation of this Agreement.

ARTICLE 9. MISCELLANEOUS TERMS

9.1 Force Majeure. Neither party nor its Affiliates shall be liable to the other party for any delay, failure in performance, loss, or damage to the extent caused by force majeure conditions such as acts of God, fire, explosion, power blackout, cable cuts, acts of regulatory or governmental agencies, unforeseeable third party actions, or other causes beyond the party's reasonable control, except that Customer's obligation to pay for Services provided under the Agreement shall not be excused. Changes in economic, business, or competitive condition shall not be considered force majeure events.

9.2 Assignment or Transfer. Customer shall not assign any right, obligation, or duty, in whole or in part, nor any other interest hereunder, without the prior written consent of Comcast, which shall not be unreasonably withheld. Any assignment in violation of this provision shall be deemed null and void. All obligations and duties of either party hereunder shall be binding on all successors in interest and permitted assigns of such party.

9.3 Notices. Except as otherwise identified herein, any notice sent pursuant to the Agreement shall be deemed given and effective when sent by e-mail (confirmed by certified mail), or when delivered by overnight express or other express delivery service, in each case, to the following addresses (or to such other addresses as a party may designate by written notice to the other party): (i) with respect to Customer, to the address set forth on any Sales Order; or (ii) with respect to Comcast, to: Vice President of Sales Operations (Comcast Business), One Comcast Center, 1701 JFK Blvd., Philadelphia, PA 19103, with a copy to Legal_Notices@comcast.com. Alternatively, Customer may send termination notice to Comcast through the Comcast disconnection portal found at the following URL: <https://business.comcast.com/landingpage/disconnect> (as the same may be updated by Comcast from time-to-time).

9.4 Amendments; Changes to the Agreement.

A. The Agreement may not be amended except by a written agreement executed by the parties; provided, that, notwithstanding the foregoing, Comcast may change or modify the PSAs, and any related policies (including the AUP and Privacy Policy) from time to time ("Revisions") by posting such Revisions to the Website. The Revisions are effective upon posting to the Website. Customer will receive notice of any Revisions in the next applicable monthly invoice. Customer shall have thirty (30) calendar days from the invoice notice of such Revisions to provide Comcast with written notice that the Revisions adversely affect Customer's use of the Service(s). If, after such notice, Comcast is able to verify such adverse effect but is unable to reasonably mitigate the Revisions' impact on such Services, then Customer may terminate the impacted Service(s) without further obligation (including Termination Charges) to Comcast beyond the termination date. This shall be Customer's sole and exclusive remedy for any Revisions. Customer acknowledges and agrees that terms or conditions

contained in any Customer purchase order, or similar Customer order form (regardless of whether executed by Comcast), or restrictive endorsements or other statements on any Customer form of payment, shall be void and of no force or effect. Without limitation to the foregoing, if (i) Customer requires Comcast to execute a Customer purchase order or other Customer order form for a Service or as a condition to receiving payment for the same and (ii) Comcast executes such purchase order or Customer order form, Customer acknowledges and agrees that (1) Comcast's execution is solely for the purpose of assisting Customer in satisfying its internal procurement requirements and (2) any terms and conditions contained in such purchase order or Customer order form shall be null and void and of no force or effect.

B. The parties acknowledge that the respective rights and obligations of each party as set forth in this Agreement are based on applicable law and regulations as they exist on the date of the Agreement's execution. The parties agree that in the event of any legislative, regulatory, or judicial order, rule, or regulation, or decision in any arbitration or other dispute resolution proceeding, or other legal or regulatory action that materially affects the provisions of this Agreement or the economic terms of the Agreement, Comcast may, by providing written notice to the Customer, require that the affected provisions of the Agreement be renegotiated in good faith. If Customer refuses to enter such renegotiations, or the parties are unable to reach resolution on new Agreement terms, Comcast may, in its sole discretion, terminate this Agreement, in whole or in part, upon sixty (60) days written notice to Customer.

9.5 Tariffs. Notwithstanding anything to the contrary in the Agreement, Comcast may be required to file with regulatory agencies tariffs for certain Services. In such event, the terms set forth in the Agreement may, under applicable law, be superseded by the terms and conditions of the tariffs. Without limiting the generality of the foregoing, in the event of any inconsistency between the Agreement and applicable Sales Orders on one hand, and the relevant tariffs on the other hand, the rates and other terms set forth in the Agreement and applicable Sales Orders will be treated as individual case-basis arrangements to the maximum extent permitted by law. If Comcast voluntarily or involuntarily cancels or withdraws a tariff under which a Service is provided to Customer, the Service will thereafter be provided pursuant to the Agreement and the terms and conditions contained in the tariff immediately prior to its cancellation or withdrawal. In the event that Comcast is required by a governmental authority to modify a tariff under which Service is provided to Customer in a manner that is material and adverse to the Customer, the Customer may terminate the applicable Sales Order upon a minimum thirty (30) days' prior written notice to the other party, without further liability.

9.6 Compliance with Laws. Each of the Parties agrees to comply with all local, state and federal laws and regulations and

ordinances applicable to such Party in the performance of its respective rights and obligations under this Agreement.

9.7 Consent to Communications from Comcast.

Customer acknowledges and agrees that Comcast or third parties acting on Comcast's behalf may call or text Customer at any telephone number that Customer provides to Comcast or that Comcast issues to Customer and may do so for any purpose relating to Customer's account and/or the Services to which Customer purchased. Customer expressly consents to receive such calls and texts and agree that these calls and texts are not unsolicited. Customer acknowledges and agrees that these calls and texts may entail the use of an automatic telephone dialing system and/or artificial or prerecorded messages. Customer may not opt-out of receiving certain communications pertaining to Customer's account, including but not limited to communications regarding emergencies, fraud or other violations of law, security issues, and harm caused to the Network. Message frequency depends on Customer's activity with the Services. Message and/or data rates may apply.

9.8 Entire Understanding; Construction; Survival; Headings; No Waiver.

The Agreement supersedes all prior agreement between the parties with respect to its subject matter and constitutes a complete and exclusive statement of the terms of the agreement between the parties with respect to the subject matter hereof. In the event that any portion of the Agreement is held to be invalid or unenforceable, the parties shall replace the invalid or unenforceable portion with another provision that, as nearly as possible, reflects the original intention of the parties, and the remainder of the Agreement shall remain in full force and effect. The rights and obligations of either party that by their nature would continue beyond the termination or expiration of the Agreement shall survive termination or expiration of the Agreement. The article headings used herein are for reference only and shall not limit or control any term or provision of this Agreement or the interpretation or construction thereof. No failure by either party to enforce any right(s) hereunder shall constitute a waiver of such right(s). The Agreement may be executed in counterpart copies. Each party represents and warrants that the persons who executes the Agreement on its behalf are duly authorized to do so.

9.9 Choice of Law. This Agreement shall be governed by, and construed and interpreted in accordance with the laws of the state in which the Service is provided without regard to its conflict of laws principles. Any claim or controversy arising out of or relating to this Agreement shall be brought exclusively in federal or state court located in Philadelphia, Pennsylvania and the parties hereby consent to personal jurisdiction and venue in such court. Both parties hereby waive any right to a trial by jury.

9.10 No Third-Party Beneficiaries; Independent Contractors. Except as otherwise specifically set forth herein, this Agreement does not expressly or implicitly provide any

third party (including users) with any remedy, claim, liability, reimbursement, cause of action, or other right or privilege. The parties to this Agreement are independent contractors. Neither party is an agent, representative, or partner of the other party. Neither party shall have any right, power, or authority to enter into any agreement for, or on behalf of, or incur any obligation or liability of, or to otherwise bind, the other party. This Agreement shall not be interpreted or construed to create an association, agency, joint venture, or partnership between the parties or to impose any liability attributable to such a relationship upon either party. Each party acknowledges and agrees that any interpretation of this Agreement may not be construed against a party by virtue of that party having drafted the provisions.

9.11 Export Law and Regulation. Customer acknowledges that any products, software, and technical information (including, but not limited to, services and training) provided pursuant to the Agreement may be subject to U.S. export laws and regulations. Customer agrees that it will not use distribute, transfer, or transmit the products, software, or technical information (even if incorporated into other products) except in compliance with U.S. export regulations and this Agreement.

[Remainder of Page Intentionally Blank]



COMCAST ENTERPRISE SERVICES SALES ORDER FORM

SA ID#: CA-BChim-122023-MN-01

Opportunity ID#: 25564058

Account Name: Central Union Elementary School District

CUSTOMER INFORMATION (for notices)

Primary Contact: <u>Thomas Addington</u> Title: <u>Superintendent</u> Address 1: <u>15783 18th Avenue</u> Address 2: _____ City: <u>Lemoore</u> State: <u>CA</u> Zip: <u>93245</u> Phone: <u>(559) 925-2619</u> Cell: _____ Fax: _____ Email: <u>taddingt@central.k12.ca.us</u>	Billing Account Name: <u>Central Union Elementary School District</u> Billing Name (3rd Party Accounts): <u>Teresa Santamaria</u> Billing Contact: <u>Teresa Santamaria</u> Title: <u>Chief Business Official</u> Phone: <u>(559) 924-3405</u> Cell: _____ Fax: _____ Email: <u>tsantama@central.k12.ca.us</u>	INVOICE ADDRESS Address 1: <u>15783 18th Avenue</u> Address 2: _____ City: <u>Lemoore</u> State: <u>CA</u> Zip Code: <u>93245</u> Tax Exempt: _____ * If Yes, please provide and attach all applicable tax exemption certificates
---	---	--

SUMMARY OF CHARGES (Details on following pages)

Service Term (Months):

SUMMARY OF SERVICE CHARGES*

Current Monthly Recurring Charges:	\$0.00
Current Trunk Services Monthly Recurring Charges:	\$0.00
Total Current Monthly Recurring Charges (all Services):	\$0.00
Change Monthly Recurring Charges:	\$499.00
Change Trunk Services Monthly Recurring Charges:	\$0.00
Change Monthly Recurring Charges (all Services):	\$499.00
Total Monthly Recurring Charges:	\$499.00
Total Trunk Services Monthly Recurring Charges:	\$0.00
Total Monthly Recurring Charges (all Services):	\$499.00

SUMMARY OF STANDARD INSTALLATION FEES*

Total Standard Installation Fees:	\$0.00
Total Trunk Services Standard Installation Fees:	\$0.00
Total Standard Installation Fees (all Services):	\$0.00

SUMMARY OF CUSTOM INSTALLATION FEES*

Total Custom Installation Fee:	\$0.00
---------------------------------------	---------------

SUMMARY OF MONTHLY EQUIPMENT FEES*

Current Services Equipment Fee Monthly Recurring Charges:	\$0.00
Current Trunk Services Equipment Fee Monthly Recurring Charges:	\$0.00
Current Equipment Fee Monthly Recurring Charges (All Services):	\$0.00
Change Services Equipment Fee Monthly Recurring Charges:	\$0.00
Change Trunk Services Equipment Fee Monthly Recurring Charges:	\$0.00
Change Equipment Fee Monthly Recurring Charges (All Services):	\$0.00
Total Service Equipment Fee Monthly Recurring Charges	\$0.00
Total Trunk Service Equipment Fee Monthly Recurring Charges	\$0.00
Total Equipment Fee Monthly Recurring Charges (All Services)	\$0.00

*Note: Charges identified in the Sales Order are exclusive of maintenance and repair charges, and applicable federal, state, and local taxes, fees, surcharges and recoupments (however designated). Please refer to your Comcast Enterprise Services Agreement (SA) for specific detail regarding such charges. Customer shall pay Comcast one hundred percent (100%) of the non-amortized Custom Installation Fees prior to the installation of Service. The existence of Hazardous Materials at the Service Location or a change in installation due to an Engineering Review may result in changes to the Custom and/or Standard Installation Fees payable by Customer.



COMCAST ENTERPRISE SERVICES SALES ORDER FORM

SERVICES AND PRICING

Account Name:

Date:

SA ID#:

Opp ID#:

Short Description of Service:

Service Term:

PAGE 2 of 7

Solution Charges

Line	Request	Action	Service(s)	Description	Service Location A*	Service Location Z*	Tax Jurisdiction	Qty	Monthly	One-Time
001	New	Add	Ethernet Network Interface - Gig E	Port	15783 18TH AVE--Central Union El	-	Interstate	1	\$102.64	\$0.00
002	New	Add	Ethernet Network Interface - Gig E		-	20227 1ST ST-Central Union Elementa	Interstate	1	\$102.64	\$0.00
003	New	Add	EPL - Basic Network Bandwidth	1000 Mbps	15783 18TH AVE--Central Union El	20227 1ST ST-Central Union Elementa	Interstate	1	\$293.72	\$0.00
004	-	-			-	-			\$0.00	\$0.00
005	-	-			-	-			\$0.00	\$0.00
006	-	-			-	-			\$0.00	\$0.00
007	-	-			-	-			\$0.00	\$0.00
008	-	-			-	-			\$0.00	\$0.00
009	-	-			-	-			\$0.00	\$0.00
010	-	-			-	-			\$0.00	\$0.00
011	-	-			-	-			\$0.00	\$0.00
012	-	-			-	-			\$0.00	\$0.00
013	-	-			-	-			\$0.00	\$0.00
014	-	-			-	-			\$0.00	\$0.00
015	-	-			-	-			\$0.00	\$0.00
016	-	-			-	-			\$0.00	\$0.00
017	-	-			-	-			\$0.00	\$0.00
018	-	-			-	-			\$0.00	\$0.00
019	-	-			-	-			\$0.00	\$0.00
020	-	-			-	-			\$0.00	\$0.00
021	-	-			-	-			\$0.00	\$0.00
022	-	-			-	-			\$0.00	\$0.00
023	-	-			-	-			\$0.00	\$0.00
024	-	-			-	-			\$0.00	\$0.00
025	-	-			-	-			\$0.00	\$0.00
026	-	-			-	-			\$0.00	\$0.00
027	-	-			-	-			\$0.00	\$0.00
028	-	-			-	-			\$0.00	\$0.00
029	-	-			-	-			\$0.00	\$0.00
030	-	-			-	-			\$0.00	\$0.00
031	-	-			-	-			\$0.00	\$0.00
032	-	-			-	-			\$0.00	\$0.00
033	-	-			-	-			\$0.00	\$0.00
034	-	-			-	-			\$0.00	\$0.00
035	-	-			-	-			\$0.00	\$0.00
036	-	-			-	-			\$0.00	\$0.00
037	-	-			-	-			\$0.00	\$0.00
038	-	-			-	-			\$0.00	\$0.00
039	-	-			-	-			\$0.00	\$0.00
040	-	-			-	-			\$0.00	\$0.00
041	-	-			-	-			\$0.00	\$0.00
042	-	-			-	-			\$0.00	\$0.00
043	-	-			-	-			\$0.00	\$0.00
044	-	-			-	-			\$0.00	\$0.00
045	-	-			-	-			\$0.00	\$0.00
046	-	-			-	-			\$0.00	\$0.00
047	-	-			-	-			\$0.00	\$0.00
048	-	-			-	-			\$0.00	\$0.00
049	-	-			-	-			\$0.00	\$0.00
050	-	-			-	-			\$0.00	\$0.00
PAGE 2 SUBTOTAL:									\$499.00	\$0.00

* Services Location Details attached

Charges are Exclusive of Equipment Fees

PAGE 2 SUBTOTAL:

\$499.00

\$0.00



LICENSE AGREEMENT

This Agreement effective **February 1, 2025**, is made and entered into by **Central Union Elementary School District** ("Licensee") and Document Tracking Services ("DTS") as Licensor, each a "Party" and collectively the "Parties".

1. Scope of Agreement

- 1.1 License. This License Agreement between Licensee and DTS covers Licensee's use of DTS's proprietary web-based application in accordance with the terms and conditions expressed herein.
- 1.2 Agreement to Be Bound. Licensee agrees to be bound by, and comply with, the terms of this License Agreement by (i) accessing and/or using the DTS Application and/or (ii) ratifying this License Agreement by signing below.

2. License and Right to Use.

DTS hereby grants to Licensee a non-exclusive and non-transferable license to use DTS application in order to create, edit, update, print and track specific documents as described in Exhibit **A** of this agreement.

- 2.1 DTS retains all rights, title and interest in DTS application and any registered trademarks associated with the license.
- 2.2 Licensee retains all rights, title and interest in the documents as described in Exhibit **A** of this agreement.

3. Internet Areas.

Neither Licensee nor any third party shall be permitted to establish any "pointers" or links between the Online Area and any other area on or outside of the DTS login without the prior written approval of DTS.

4. Term of License.

The term of this License Agreement is for **three (3) years** from the effective date noted at the top of this document.

5. Personnel.

DTS will assign the appropriate personnel to represent DTS in all aspects of the license including but not limited to account set up and customer license inquiries.

6. Content.

DTS will be solely responsible for loading the content supplied by Licensee into DTS's secure server and will provide complete access to Licensee and its representatives. Licensee is solely responsible for the sufficiency, adequacy, and completeness of its content; for updating its content as necessary; and for proper implementation of any plans or procedures required by local, state, or federal law.

7. Security of Data.

At all times, DTS will have complete security of Licensee's documents on dedicated servers that only authorized DTS personnel will have access to. All logins by DTS's authorized personnel will be stored and saved as to time of log-in.

- 7.1 Licensee may request in writing that DTS only store Licensee's documents for the period of time that allows Licensee and its authorized personnel to create, edit and update their documents.

8. Management of Database.

DTS shall allow Licensee to review, edit, create, update and otherwise manage all content of Licensee available through the Secure Login of DTS.



9. Customer Service. DTS shall respond promptly and professionally to questions, comments, complaints and other reasonable requests regarding any aspect of DTS application by Licensee. DTS business hours are Monday-Friday 8AM PST to 5PM PST except for national/state holidays.

10. Fees.

10.1 Licensee shall pay **an annual fee of \$1,238 for three (3) years.**

10.2 Document Set Up Fee. The one-time set up fee for documents as described in Exhibit A and made a part of this Agreement is **\$0.**

10.3 Licensee shall pay the annual licensing fee upon execution of the Agreement between parties and the electronic submittal of the invoice to Licensee.

10.4 DTS will charge a one-time setup fee of \$200 per standard document up to a maximum of \$850 for customized documents.

11. Warranty.

11.1 Licensee represents and warrants that all information provided to DTS, including but not limited to narratives, editorials, information regarding schools, is owned by Licensee and Licensee has the right to use and allow use by DTS as called for hereunder and that no copyrights, trademark rights or intellectual property rights of any nature of any third party will be infringed by the intended use thereof. In the event any claim is brought against DTS based on an alleged violation of the rights warranted herein, Licensee agrees to indemnify and hold DTS harmless from all such claims, including attorney fees and costs incurred by DTS in defending such claims.

11.2 The express warranties provided in this License Agreement are the sole and exclusive warranties made by DTS to Licensee. DTS makes no other warranty, express or implied, and Licensee assumes no warranty, express or implied, by use of the DTS Application. By accepting this Agreement, Licensee acknowledges that it is not relying on any implied warranties, including warranties of performance, fitness for a particular purpose or otherwise, or upon any representation or warranty outside those expressly contained in this Agreement.



12. Liability.

- 12.1 DTS will not be liable to Licensee for indirect, incidental, exemplary, special or consequential damages; loss or corruption of data or interruption or loss of business; or loss of revenues, profits, goodwill or anticipated sales or savings.
- 12.2 The maximum aggregate liability of DTS under this License Agreement is limited to the fees received by DTS from Licensee for use of the DTS Application.
- 12.3 This limitation on DTS's liability applies whether the claims sound in warranty, contract, tort, infringement, or otherwise. Nothing in this License Agreement excludes any liability that cannot be limited as a matter of law.

13. Choice of Law and Venue. This License Agreement, and any dispute related to this License Agreement or arising from it, shall be governed exclusively by the laws of the State of California. The state and federal courts of the State of California shall have exclusive jurisdiction to adjudicate any dispute arising out of, or related to, this License Agreement or its formation, interpretation, or enforcement.

14. Severability. If any portion of this License Agreement is not enforceable under applicable law, it will not affect any other term of this Agreement.

15. Definitions.

15.1 Document. A document is defined as **a)** a specific template provided by CDE or; **b)** any specific word document or forms that have different fields or school references such as elementary, middle or high schools* submitted by District or CDE; or **c)** individual inserts submitted by District or CDE that are integrated into existing documents or are offered as supplemental and/or addendums to other report documents.

* Licensee submits a SPSA template for their elementary, middle and high schools, which is counted as three (3) separate documents.

15.2 Customized Documents. Any document that is not a standard CDE template is considered a custom document and as such may be subject to additional setup fees; DTS shall provide an estimated cost of these additional fees prior to the execution of this agreement.

16. Additional Services. DTS can also provide Data Transfer and Document Translation services to Licensee for an additional fee. The fee for each additional service would be agreed upon between the parties and invoiced at the time the services were requested. The fee shall be payable within thirty (30) days from DTS invoice.



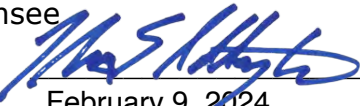
The Parties hereto have executed this Agreement as of the Effective Date.

Document Tracking Services, LLC

By: Aaron Tarazon, Director
Document Tracking Services
10606 Camino Ruiz, Suite 8-132
San Diego, CA 92126
858-784-0960 - Phone
858-587-4640 - Corporate Fax

Date: January 23, 2024

Licensee

By:  Thomas Addington, Superintendent

Date: February 9, 2024

Central Union Elementary School District



Exhibit A

The following are standard documents to be used in conjunction with the license.

1. 2025 School Accountability Report Card, English & Spanish (CDE Template)
2. 2025 School Plan for Student Achievement (CDE Template)
3. 2025 Comprehensive School Safety Plan (Custom Template)
4. 2025 Local Control and Accountability Plan (CDE Template)
5. Others to be identified as needed.



January 23, 2024

Central Union Elementary School District
15783 18TH Avenue
15783 18TH Avenue

Re: Document Tracking Services

****PLEASE NOTE CORRECT DTS MAILING/REMIT ADDRESS****

INVOICE #9324509

Pursuant to the licensing agreement between Central Union Elementary School District and Document Tracking Services (DTS):

Document Tracking Services (Year 1 of 3)

Document Tracking Services [2/1/25 to 2/1/26]: \$1,238
4 schools and District Personnel = 5 sites
Includes 10% discount for 3-year license (original fee of \$1,375)

Translation Services

2025 Spanish School Accountability Report Card (SARC): \$600
4 Spanish SARCs

Total Balance Due: \$1,838

Please Make Checks Payable To: Document Tracking Services

Send to:

Aaron Tarazon, Director
Document Tracking Services
10606 Camino Ruiz, Suite 8-132
San Diego, CA 92126
858-784-0960 - Phone
858-587-4640 - Corporate Fax

Thank you!


Approved For Payment (Signature)

Thomas Addington, Superintendent
Name/Role (Printed)

APPROVED
By Addington at 1:26 pm, Feb 09, 2024



#	Account Name	Document	Language	Words	Fee
1	Akers ES	2024 SARC	Spanish	Flat Rate	\$150
2	Central ES	2024 SARC	Spanish	Flat Rate	\$150
3	R.J. Neutra ES	2024 SARC	Spanish	Flat Rate	\$150
4	Stratford ES	2024 SARC	Spanish	Flat Rate	\$150



STUDENT PLACEMENT AGREEMENT (“Agreement”) **(Professional Education Programs)**

This Agreement is entered into by and between the Arizona Board of Regents for and on behalf of Northern Arizona University principally located in Flagstaff, AZ (“University”) and Central Union School District (“Facility”) principally located in Lemoore, CA.

I. DURATION

This Agreement will be in effect for five (5) years unless a lesser time-period is stated herein. The effective date of this Agreement will be 7/29/2024 and will end on 7/28/2029, and may be renewed, revised, or modified by a written addendum signed by both parties. The parties agree that either party may terminate this Agreement at any time upon thirty (30) days written notice, which may include electronic mail with delivery receipt, to the other party, except that any Student, as defined below, already assigned to and accepted by the Facility shall be allowed to complete any in-progress educational experience at the Facility (if feasible), provided, however, the parties retain the right to dismiss or withdraw any Student pursuant to Section III. 5.

II. PURPOSE

This Agreement establishes a relationship between the University and the Facility, to allow students from the University (“Students”) to participate in an unpaid or paid educational experience at the Facility’s site(s) that may qualify for University academic credit, as determined by the University.

III. GENERAL TERMS

1. A schedule of Student participation will be agreed upon by the University, the Student, and the Facility.
2. The Student’s participation should complement the service and educational activities of the Facility. The Student will be under the supervision of a Facility employee.
3. Each Student is expected to perform with high standards at all times and comply with the written policies and regulations of the Facility.
4. Each Student will obtain prior written approval from the University and the Facility before publishing or presenting any materials relating to the educational experience outside the normal educational setting of the University.
5. The University and the Facility reserve the right to dismiss or withdraw Student participation if Student conduct or performance is unsatisfactory.
6. Neither the University nor the Facility is obligated to provide for the Student’s transportation to and from the Facility or for health insurance for the Student.
7. A meeting or telephone conference between representatives of the University and the Facility will occur at least once each semester to evaluate the educational program.

8. Statements of performance objectives for this educational experience will be the joint responsibility of the University and the Facility personnel.
9. Each Student must adhere to the Facility's established dress and performance standards.
10. Each Student is expected to complete Facility required training related to privacy of Facility student information or data prior to starting any educational experience at the Facility.

IV. FACILITY'S OBLIGATIONS

1. The Facility agrees to appoint a qualified mentor who is responsible for the educational activities and supervision of the University Students participating under this Agreement.
2. The Facility agrees to submit to the University an evaluation of each Student's progress. The format for the evaluation is established by the University.
3. If the Student is not paid for the educational experience, Students are not deemed to be employees of the Facility during the duration of the experience by virtue of this Agreement.

If the Student is paid by the Facility for the educational experience, the Facility will provide compensation to the Student as agreed upon between the Facility and the Student. The Facility also agrees that the Student is considered an employee for the duration of the experience and is covered by the Facility's liability insurance and other employee related benefits.

If the Student is paid by the Facility for the educational experience, the Facility shall engage the Student as a "temporary employee" subject to the provisions of the Fair Labor Standards Act (FLSA) as a non-exempt employee in compliance with the minimum wage laws and applicable overtime.

Any such employment arrangement or employment contract between the Student and the Facility:

- a. shall be "at-will" which means that the Student or the Facility may terminate the employment at any time, with or without cause and with or without notice;
 - b. shall not restrict or limit the Student's ability to seek employment or educational experiences in any capacity at any other organization;
 - c. shall not incorporate any "non-compete" or "restraint of trade" undertakings by the Student;
 - d. shall not restrict, limit, or prejudice the Student in the case of early termination, resignation, or withdrawal from the educational experience/employment;
 - e. shall not incorporate any "liquidated damages", deduction of salary or liability undertakings by the Student for termination prior to the end of the contract term.
4. The Facility is responsible for the acts and omissions of Facility employees and agents and must maintain adequate insurance (which may include a bona fide self-insurance program) to cover any liability arising from the acts and omissions of the Facility's employees and agents. The Facility is not responsible for maintaining insurance to cover liability arising from the acts and omissions of the employees and agents of the University.
 5. Nothing in this Agreement is intended to modify, impair, destroy, or otherwise affect any common law, or statutory right to indemnity, or contribution that the University may have against the Facility by reason of any act or omission of the Facility's employees or agents.

6. The Facility shall retain primary responsibility for its students and faculty.
7. The Facility acknowledges the risk of the spread of COVID-19 in the workplace and has implemented enhanced health and safety measures, in accordance with guidelines from the U.S. Centers for Disease Control and Prevention, and of other regulatory institutions, in response to the COVID-19 pandemic. The Facility shall ensure that such health and safety measures are afforded to, and provided for, all Students assigned to the Facility.

V. UNIVERSITY'S OBLIGATIONS

1. The University will designate faculty or other representatives to coordinate scheduling, provide course information and objectives, assist in advising, and supervising Students.
2. The University will be responsible for developing and carrying out procedures for Student selection and admission.
3. The University is an Arizona public institution of higher education and is self-insured through the Arizona Department of Administration Risk Management Division pursuant to Arizona Revised Statutes ("A.R.S.") §41-621, *et seq.* to cover liabilities arising from the acts and omissions of the University's employees, Students, and agents participating under this Agreement. The University is not responsible for maintaining insurance coverage for liability arising from the acts and omissions of the Facility's employees and agents.
4. The University reserves the right to withdraw any Student from the assigned educational experience at the Facility when, in the University's judgment, the educational experience no longer meets the needs of the Student or the Facility is not meeting its obligations as set forth in this Agreement.
5. The University assures the Facility that all Students placed will have a valid fingerprint clearance card. The University will provide a copy of the card or the Identified Verified Prints ("IVP") number at the time of the request for placement. The University will conduct periodic checks on the fingerprint clearance card throughout the Student's placement to ensure the continued validation of the fingerprint clearance card. The University will immediately remove a Student whose card becomes invalid.
6. The University shall ensure that Students review and understand their responsibilities under this Agreement as outlined in Appendix A.

VI. STATE OF ARIZONA PROVISIONS

1. **Nondiscrimination.** The parties agree to comply with all applicable state and federal laws, rules, regulations, and executive orders governing equal employment opportunity, immigration, nondiscrimination, including the Americans with Disabilities Act, and affirmative action.
2. **Notice of Arbitration Statutes.** Pursuant to A.R.S. §12-1518, the parties acknowledge and agree, subject to the Arizona Board of Regents Policy 3-809, that both parties may be required to make use of mandatory arbitration of any legal action that is filed in the Arizona Superior Court concerning a controversy arising out of this Agreement if required by A.R.S. §12-133.
3. **Conflict of Interest.** The parties agree that this Agreement may be cancelled for conflict of interest in accordance with A.R.S. §38-511. The Facility certifies that no such conflict of interest currently

exists and that there are no relevant facts or circumstances which could give rise to any actual or potential organizational or personal conflict of interest.

4. **Cancellation for Lack of Funding.** If either party's performance under this Agreement depends upon the appropriation of funds by the Arizona Legislature or governing board, and if the Arizona Legislature or governing board fails to appropriate the funds necessary for performance, then either party may provide written notice of this to the other party and cancel this Agreement without further obligation of either party. Appropriation is a legislative act and is beyond the control of either party.
5. **Student Educational Records.** Student educational records are protected by the U.S. Family Educational Rights and Privacy Act, 20 U.S.C. § 1232g and its implementing regulations ("FERPA"). Facility will not require any University Students or employees to waive any privacy rights (including FERPA or the European Union's General Data Protection Regulation ("GDPR")) as a condition for receipt of any educational services, and any attempt to do so will be void. The Facility will comply with FERPA and will not access or make any disclosures of student educational records to third parties without prior notice to and consent from the Student or as otherwise provided by law. If this Agreement requires or permits Facility to access or release any student records, then, for the purposes of this Agreement only, the University designates Facility as a "school official" for the University under FERPA, as that term is used in FERPA.
6. **Representations Regarding Relationship and Use of University Marks.** Except as otherwise agreed in writing, the parties acknowledge that the relationship created by this Agreement is limited to the Student educational experience or placement program contemplated herein. Neither party shall make any representations stating or implying that the parties engage in broader transactions or that a party is otherwise associated with the other party without first obtaining express written permission from the other party. In addition, neither party shall use any trade name, trademark, service mark, logo, domain name, nor any other distinctive brand feature owned or used by the other party without prior written authorization from the other party.
7. **Inspection and Audit.** All books, accounts, reports, files and other records relating to this Agreement shall be subject at all reasonable times to inspection and audit by the University, or the Auditor General of the State of Arizona, or their agents for five (5) years after the completion of this Agreement. Such records shall be provided at Northern Arizona University, Flagstaff, Arizona, or such other location as designated by the University, upon reasonable notice to the Facility.
8. **Arizona Public Records Laws.** The Facility acknowledges that the University is a public entity subject to the provisions of the Arizona Public Record Laws, A.R.S. §§ 39-121, *et seq.*

VII. MISCELLANEOUS

1. Neither party shall assign this Agreement without the prior written consent of the other party.
2. Each party to this Agreement shall be responsible for each party's own costs for performance of its respective obligations. The parties do not currently anticipate the need for a budget but will create one should the need arise.
3. This Agreement constitutes the entire agreement and understanding of the parties with respect to its subject matter. No prior or contemporaneous agreement or understanding will be effective.

This Agreement may not be modified or amended except by written instrument signed by both parties. This Agreement and all claims arising out of or relating to this Agreement shall be governed exclusively by the laws of the State of Arizona, the courts of which shall have jurisdiction over its subject matter.

4. Neither party shall be held responsible for any losses resulting if the fulfillment of any terms or provisions of this Agreement are delayed or prevented by any cause not within the control of the party whose performance is interfered with, and which by the exercise of reasonable diligence, said party is unable to prevent ("force majeure event"), including but not limited to acts of God, war, civil disturbance, terrorism, disaster, fire, earthquakes, hurricanes, known or suspected threats of illness, epidemics, pandemics, or government regulation. This Agreement may be terminated without further obligation or penalty, including cancellation fees or liquidated damages, of either party upon written notice from the affected party to the other party of such force majeure event.
5. This Agreement may be executed in counterparts, each of which will be deemed to be an original but all of which, taken together, shall constitute one and the same agreement. The exchange of copies of this Agreement and of signature pages by electronic means shall constitute effective execution and delivery of this Agreement as to the parties and may be used in lieu of the original Agreement for all purposes. Signatures of the parties transmitted by electronic means shall be deemed to be their original signatures for all purposes.
6. Any notice to the parties shall be in writing and shall be deemed given if delivered in person, electronic mail with delivery receipt, or three (3) days after mailing by United States registered or certified mail, postage prepaid, and addressed as follows:

To Facility:

Central Union School District
Traci Fullerton
15783 18th Avenue
Lemoore, CA 93245
Phone: 559-925-2619
Email: tfullerton@central.k12.ca.us

To University:

Northern Arizona University
Associate Dean, College of Education and Professional Education Programs
PO Box 5774
Flagstaff, AZ 86011
Email: NAUStudentTeaching@nau.edu

with a copy to:


Northern Arizona University
Contracts, Purchasing and Risk Management
PO Box 4124
Flagstaff, AZ 86011
Email: NAU-Contracts@nau.edu

The undersigned have read the foregoing Agreement and, as authorized signatories of the undersigned respective entities, hereby agree to be bound by it.

University: Arizona Board of Regents for
and on behalf of Northern
Arizona University

Facility: Central Union School District

Signature: _____

Signature:  _____

Print Name: _____

Print Name: Tom Addington

Title: _____

Title: Superintendent

Date: _____

Date: 2/26/24

APPENDIX A

STUDENT RESPONSIBILITY STATEMENT

This acknowledgment is made by the Student identified below to acknowledge certain duties and responsibilities with regard to participation in an educational experience in the Arizona Board of Regents for and on behalf of Northern Arizona University ("University") program at the location where the educational experience takes place ("Facility").

DUTIES AND RESPONSIBILITIES OF STUDENT

1. The Student will complete and be responsible for the cost of providing all health forms, health insurance, testing, and certificates requested by the Facility.
2. The Student will comply with all applicable policies, procedures, and rules of the Facility.
3. The Student will participate in orientation, required mandatory education, and skill training as required by the Facility.
4. The Student will demonstrate professional behavior appropriate to the environment, including adhering to the Facility's established dress code and maintaining high standards at all times.
5. The Student will follow the policies, rules, and regulations of the Facility, including those regarding confidentiality of information.
6. The Student's conduct at all times, both at the Facility and outside normal business hours, will be in a personally and professionally ethical manner.
7. The Student will make appropriate arrangements for transportation and housing, if necessary, and be responsible for all travel and living expenses incurred in relation to the educational experience.
8. The Student agrees that the University may share information received from a Student's Criminal Background Check and Drug Testing with the Facility, if applicable.
9. The Student will conform to the work schedule of the Facility and make up time and work missed during unavoidable illnesses, in consultation with Facility supervisor, the Student's University placement coordinator and/or instructor.
10. The Student will obtain prior written approval from University and the Facility before publishing or presenting any material relating to the educational experience outside the normal educational settings of the University.
11. The Student acknowledges the inherent risk of exposure to COVID-19 which exists in any public place where people are present. COVID-19 is an extremely contagious disease that can lead to severe illness and death. By participating in the program, the Student assumes all risks related to exposure to COVID-19.

I HAVE READ AND UNDERSTAND THIS ACKNOWLEDGMENT AND AGREE TO ABIDE BY ITS TERMS AND CONDITIONS:

Student Name: _____
(Please type or print)


Student Signature

Date

Thomas Addington

Superintendent

15783 18th Avenue
Lemoore, CA 93245
Telephone (559) 924-3405
Fax (559) 924-1153



Central Union School District
Lemoore, CA

Board Members

Dale Davidson
Jeffrey Gilcrease
Ceil Howe, III
Sarah Strait

To: Tom Addington
From: Traci Fullerton
Date: February 27, 2024

For Board Meeting

Action (Consent or New Business)

Information

Item:

Receive monetary donation from The Ready Room Project for Akers School students.

Rationale/Purpose:

The Ready Room Project has made a monetary donation to support the upcoming Berkeley field trip for students at Akers School to assist with covering the bus company costs as well as providing a lunch for the students on the day of the field trip. Estimated donation to be received is about \$9,995.00.

Fiscal Impact:

None

Recommendation:

Accept donation.



Chris Wolfe
443 Greenfield
Hanford, Ca 93230

Tom Addington
Superintendent
Central Union Elementary School District
15783 18th Ave
Lemoore, Ca 93245

Date: February 7, 2024

Mr. Addington:

Kings County Office of Education has been providing Internet Access to the students and staff of Central Union Elementary School District for many years. We strive to provide the best, fastest and most reliable service at the lowest price available to you, our customers.

We look forward to providing continued service to Stratford Elementary School for the Internet Access requirements of today and into the future.

Please accept our bid proposal as presented for your consideration as we look forward to serving your school's needs.

Sincerely,
Chris Wolfe


Table of Contents

Vendor Company Data	1
Vendor Experience.....	2
List of References	3
Technical Capabilities	4
Cost Proposal.....	5
Transition Plan.....	6
Exhibit A.....	7
Exhibit A (continued).....	8

Vendor Company Data

SPIN:143006024/FRN:0009496738

County Superintendent of Schools



Todd Barlow

*Kings County Office of Education
1144 W. Lacey Boulevard
Hanford, CA 93230
Phone: (559) 589-2506
Fax: (559) 589-7001
todd.barlow@kingscoe.org*

WAN Support Staff

Edward Bonham

*Chief Technology Officer, Information Technology
Kings County Office of Education
443 Greenfield Ave.
Hanford, CA 93230
Phone: (559) 589-7095
Fax: (559) 589-7009
edwardb@kingscoe.org*

Lawrence Bollman

*WAN Technician Information Technology
Kings County Office of Education
443 Greenfield Ave.
Hanford, CA 93230
Phone: (559) 589-2517
Fax: (559) 589-7009
lbollman@kingscoe.org*

Jorge Peinado

*Network Coordinator
Information Technology
Kings County Office of Education
443 Greenfield Ave.
Hanford, CA 93230
Phone: (559) 589-2524
Fax: (559) 589-7009
jorge.peinado@kingscoe.org*

Pete Bonilla

*Manager, Wireless Services Information Technology
Kings County Office of Education
443 Greenfield Ave.
Hanford, CA 93230
Phone: (559) 589-2522
Fax: (559) 589-7009
pbonilla@kingscoe.org*

Christopher Wolfe

*Director, Network Services, Information Technology
Kings County Office of Education
443 Greenfield Ave.
Hanford, CA 93230
Phone: (559) 589-7087
Fax: (559) 589-7009
christopher.wolfe@kingscoe.org*

Connor Rose

*WAN Technician Information Technology
Kings County Office of Education
443 Greenfield Ave
Hanford, CA 93230
Phone: (559) 589-2519
Fax: (559) 589-7009
connor.rose@kingscoe.org*

Vendor Experience

Kings County Office of Education has been an Internet Service Provider since 1998.

Currently KCOE supports 13 School Districts and approximately 5500 KingsNet customers.

KCOE's current Internet Access offerings include connection speeds up to 10 Gbps with Internet Access bandwidth up to 3Gbps (see page "Exhibit A").

Currently KCOE has multiple connections to multiple Tier 1 Internet Access carriers with capabilities of up to 20 Gbps bandwidth out to the Internet.

KCOE owns and operates a County Wide, Wireless "microwave", Carrier Class infrastructure which allows KCOE to offer Internet Access to County Public Schools at lower pricing than Commercial Carriers.

Our FCC Licensed microwave equipment is rated to 99.999% high availability which allows KCOE to offer 99.99% up-time in our Internet Access contracts.

KCOE monitors all of its network links 24x7x365 using our SolarWinds Orion Platform. In addition, our SolarWinds monitoring allows for email notification of an outage or when performance criteria are not met.

KCOE allows each District access to their SolarWinds data and performance graphs via secure login through our web portal.

KCOE IT staff maintains all the network and wireless equipment on the WAN, along with assisting and troubleshooting with District LAN issues when requested.

KCOE is the current Internet Service Provider for Stratford Elementary School.

List of References

Name of Reference: Lemoore Union Elementary School District

Address: 1200 W. Cinnamon Drive

City: Lemoore

State: CA

Zip Code: 93245

Contact Person: Darrin Cooper

Email: dacooper@luesd.k12.ca.us

Phone Number: (559)924-6800

Scope of Project: Provide Internet Access to 6 District sites Schools and District Office.

Name of Reference: Corcoran Unified School District

Address: 1300 Letts Ave.

City: Corcoran

State: CA

Zip Code: 93212

Contact Person: Steve Berry

Email: sberry@corcoranunified.com

Phone Number: (559) 992-8888 ext.1246

Scope of Project: Provide Internet Access to 6 District sites Schools and District Office.

Name of Reference: Pioneer Elementary School District

Address: 8810 14th Ave.

City: Hanford

State: CA

Zip Code: 93230

Contact Person: Josh Vogelgesang

Email: vogelgesangj@puesd.net

Phone Number: (559)585-2400

Scope of Project: Provide Internet Access to 3 District sites Schools and District Office.

Technical Capabilities

KCOE monitors all of its network links 24x7x365 using our SolarWinds Orion Platform. In addition, our SolarWinds monitoring allows for email notification of an outage or when performance criteria are not met.

KCOE allows each District access to their SolarWinds data and performance graphs via secure login through our web portal.

KCOE IT staff maintains all the network and wireless equipment on the WAN, along with assisting and troubleshooting with District LAN issues when requested.

KCOE's network support staff are available 7am – 4pm Sunday - Friday, after-hour and Holidays require prior arrangement.

KCOE is the current Internet Service Provider for Central Union Elementary School District.

1144 West Lacey Boulevard, Hanford, Ca.



Phone: 559.589.1441 Fax: 559.589.7000

Date: February 7, 2024

1144 West Lacey Boulevard
Hanford, CA 93230

[SPIN:143006024](#)

"COST PROPOSAL" Contract # IA25-CUESD-Stratford

Quote for:

Company: **Central Union Elementary School District**

Entity Number: 143873

470#240019117

Contact: **David Goldsmith**

Phone: 559-904-3552

email: david.goldsmith@outlook.com

Sales Person: Chris Wolfe

Phone: (559) 589-7087

email: christopher.wolfe@kingscoe.org

Item	Qty	Model	Description	Price Each	Extended Price
1	1 Year	Internet Access	Provide 1 Year Internet Access Contract with (4) 1 year voluntary extensions to include the following:		
	1	Internet Access Only	1 Gigabit Internet Access (no transport)		
		1 Gbps	Stratford Elementary School - Annually	\$16,000.00	\$16,000.00
	1	IPv4 Addressing	Provide One (1) contiguous class "C" IPv4 public addresses. - included -	N/C	N/C
<p>"Growth Clause" see contract document under bullets 4.1 and 5.1</p> <p>Annual Charges: 1st year \$16,000.00 Additional Yearly Voluntary Extension charges see contract (bullet 1.0 Effective Date: "b") Contract to follow under separate cover.</p>					
<p>Thank you for this opportunity to work with you. Call or email me anytime. <i>Chris Wolfe</i> 559-589-7087</p>				Sub-Total	\$16,000.00
				Tax 8.25%	
				Total	\$16,000.00

Transition Plan

KCOE is the current internet service provider for Stratford Elementary School so there would be no transition of provider. KCOE currently provides Internet Access at 1Gbps to the school. There would be no required changes.

No new or additional installation charges required.

Note*

Service “Growth Clause”

As noted on the “COST PROPOSAL” the contract includes verbiage under bullets 443.1 and 5.1

- *Additional Internet Access available through this contract as District requirements grow, additional charges may apply for increased bandwidth.*
- *Increase in WAN connectivity speed available through this contract as District requirements grow, additional charges may apply.*
- *Request for additional Internet bandwidth or increase in WAN connectivity, available through this contract, will be billed at or below the current published rate at the time of request.*

Dedicated Internet Access at a Glance for Kings County Public Schools



As one of the fastest growing segments of the Internet, educators are quickly discovering its power. In record numbers, schools are using it for basic communications, information sharing, knowledge banking, research, and instructional content. They are discovering it is far more than a communications channel. Rich in resources, the Internet is helping students, teachers, administrators, parents, and the community come together to share information and experience. KingsNet provides a comprehensive solution that enables schools to maximize the value of their Internet services at a fraction of the cost of commercial rates.

Basic Internet Access Services Includes:

- Direct, dedicated connection to the Internet, includes basic firewall protection.
- Internet Domain Name Registration - Registration of one domain name per site with appropriate Internet address/name authorities
- Collocation of equipment
- Basic CIPA Filtered Service
- Secondary Domain Name Service

High-Speed Transport Option		Basic Internet Access Pricing for Kings County K-12 Districts	
Wireless Connection Type	Speed Capability	Access Cost/Yr	One-Time Installation
Point-ToPoint	Up-to-50 Mbps	\$2,400.00	\$3,500.00

High-Speed Transport Option			Basic Internet Access Pricing for Kings County K-12 Districts	
Wireless Connection Type	Speed Capability	Burstable Capability	Access Cost/Yr	One-Time Installation
Enterprise Class	800 Mbps	1 Gigabit	\$16,000.00	\$20,000.00
Enterprise Class	1 Gigabit	10* Gigabit	\$20,000.00	\$25,000.00
##Enterprise Class	2 Gigabit	10* Gigabit	\$24,000.00	\$25,000.00

10-Gigabit Connection to Customer Network.

*Internet Access - Restricted to three Gigabit CIR.

High-Speed Transport Option		Basic Internet Access Pricing for Kings County K-12 Districts	
Connection Type	Speed Capability	Access Cost/Yr	One-Time Installation
++Fiber Optic	1 Gigabit	\$22,000.00	Call for Quote
++Fiber Optic	10* Gigabit	\$27,000.00	Call for Quote

++Fiber Optic subject to availability, additional information may be required.

*Internet Access - Restricted to three Gigabit CIR.

Internet Access options: (continued)

**Internet Access Only Pricing for Kings County K-12 Districts		
Speed Capability	Access CostNr	One-Time Installation
1 Gigabit	\$16,000.00	Call for Quote
10* Gigabit	\$24,000.00	Call for Quote

**Transport to be provided by a separate entity

*Internet Access - Restricted to three Gigabit CIR.

Additional Requirements for each School/District Site:

- Local Area Network
- Layer 3 device for Local Area Network

For additional information contact: Edward Bonham

Ph. (559) 584-1441 ext. 7095

E-mail: info@kingscoe.org

Kings County Office of Education

1144 W. Lacey Blvd., Hanford, CA 93230





Internet Access Agreement

Contract # IA25-CUESD-Stratford

This contract, hereinafter referred to as "agreement", is being executed between Central Union Elementary School District, hereinafter referred to as the "District" and the Kings County Office of Education, hereinafter referred to as "KCOE".

1.0 Effective Date:

The effective date of this agreement is from July 01, 2024 to *June 30, 2025.

* This is a multi-year contract, which expires at the end of its original term and may be voluntarily extended pursuant to the following provisions:

- a. Agreement may be voluntarily extended no more than 4 additional 1-year terms.
- b. Charges for Voluntarily Extended Contracts shall be the lesser of, 9% above stated cost at signing/renewal or published cost at time of renewal.
- c. If either party wishes not to extend at the end of the 1-year term, a signed letter stating termination of agreement is required 30 days prior to agreement renewal.

2.0 Purpose:

The purpose of this agreement is to specify the requirements, constraints, fiscal responsibilities and discretionary authority of the District and KCOE for Internet access from KCOE to the Locations specified by the District as described in sections 3.0, 4.0, and 5.0.

3.0 District Responsibilities:

- 3.1 Pay a fee for Internet Access services. *
- * See attachment "Internet Access Charges"

The fee does not include internal Local Area Network equipment.

- 3.2 Possible District cost not included in this agreement are:
- Software necessary to access Internet,
 - Hardware for client access.

4.0 KCOE's Responsibilities:

- 4.1 Provide access to Internet; sites, connection type, bandwidth, and burst capabilities listed on attachment "Internet Access Charges".
- *Additional Internet Access available through this contract as District requirements grow, additional charges may apply for increased bandwidth.*
 - *Increase in WAN connectivity speed available through this contract as District requirements grow, additional charges may apply.*
- 4.2 Provide technical assistance to District in establishing Internet access connectivity.
- 4.3 Provide One (1) Single Class-C of publicly-addressable space in a contiguous block of addresses.
- 4.4 Provide DNS services for use on District's client devices and networks.
- 4.5 Provide End-to-End managed solution to obtain 99.99% up-time.
- 4.6 Provide Internet outage resolution with 60 minute response time.
To be coordinated with District technical staff as required.
- 4.7 Provide critical alerts to District technical staff via email or telephone to alert District of outages with status and estimated time of restoration.

5.0 Cost and Method of Payment:

5.1 See attachment "Internet Access Charges" for cost per site breakdown.

- *Request for additional Internet bandwidth or increase in WAN connectivity, available through this contract, will be billed at or below the current published rate at the time of request.*

5.2 The District will be billed annually for current fiscal year.

- *Billing will take place after mid-term (January/February).*
- *Contingent upon Erate approval.*

Tom Addington, Superintendent
Central Union Elementary School District

Todd Barlow, County Superintend of Schools
Kings County Office of Education

Date: _____

Date: _____

Internet Access Charges

Central Union Elementary School District

- 1 Gigabit Internet Access (no transport).

- (Stratford Elementary School) -----	\$ 16,000.00
(Recurring Annual Internet Access Service)	

Total	\$ 16,000.00
--------------	---------------------

Warrant Register For Warrants Dated 02/02/2024

Warrant Number	Vendor Number	Vendor Name	Amount
12736834	4092	AMERICAN BUSINESS MACHINES	\$45.00
12736835	2703	AT&T	\$2,992.94
12736836	4920	ANDREW CASTILLO	\$224.45
12736837	2661	DASSEL'S PETROLEUM	\$2,883.54
12736838	2864	DIGITECH INTEGRATION INC.	\$4,624.34
12736839	1899	DFAS CLEVELAND DISBURSING OFFICER	\$12,079.04
12736840	4433	JOHN ECKER	\$159.78
12736841	4877	VERONICA FUSSNER	\$315.61
12736842	3983	BRITTANY GATELY	\$268.34
12736843	2241	ANNE GONZALES	\$1,992.14
12736844	473	HOME DEPOT	\$2,158.22
12736845	4358	HOME DEPOT PRO	\$607.04
12736846	480	HOUGHTON MIFFLIN CO	\$72,288.25
12736847	616	ALICIA MARTELLA	\$57.03
12736848	1937	MATSON ALARM CO INC	\$691.00
12736849	3954	MCGRAW HILL EDUCATION	\$2,655.62
12736850	3537	MID VALLEY DISPOSAL	\$719.70
12736851	4157	CHRISTINA MUNOZ	\$142.04
12736852	725	PACIFIC GAS & ELECTRIC CO	\$49,114.84
12736853	4108	JIM RICKARD	\$37.67
12736854	4567	SYLVIA RIOS	\$133.07
12736855	3631	RUSSELL SIGLER INC.	\$29.63
12736856	3707	MARLA SERRANO	\$15.69
12736857	766	STANDARD LIFE INSURANCE	\$1,566.44
12736858	1332	STAPLES	\$2,920.25
12736859	4760	DAVID TOSTE	\$90.85
12736860	1013	WEST VALLEY SUPPLY	\$352.72
12736861	4056	BARBARA WILLIAMS	\$37.52

Total Amount of All Warrants:

\$159,202.76

Inf...

District Name: **Central Union Elementary School District**

As per the Authorized Signature Permit, the following payments are authorized as listed on the payment register.

	Warrants	28	\$159,202.76
	Credit Card Payments	0	
Grand Total for Payments Dated:	02/02/2024		\$159,202.76

Authorized Officer/Employee _____ *Infern*

Or

Board Members * _____

* If this option is chosen, must have a majority of board members authorization (EC 42632)

Date _____

KCOE Examination and Approval	
By _____	Date _____

This order must be returned to KCOE prior to distribution of payments.

Commercial Payment Register

For Payments Dated: 02/02/2024

Document No	Vendor No	Vendor Name	Reference No	FD - RE - PY- GO - FN - OB - SI - L1 - L2	Resource	Object	Amount
12736834	4092	AMERICAN BUSINESS MACH	PO - 27360	0100-0000-0-0000-7200-430000-121-00-0000	Unrestricted Resources	Materials and Supplies	\$15.00
			PO - 27360	0100-0000-0-0000-7200-430000-121-00-0000	Unrestricted Resources	Materials and Supplies	\$15.00
			PO - 27360	0100-0000-0-0000-7200-430000-121-00-0000	Unrestricted Resources	Materials and Supplies	\$15.00
Total For Fund Number: 0100							\$45.00
Total Amount of Payment:							\$45.00
12736835	2703	AT&T	PO - 27013	0100-0000-0-1110-8200-590010-525-00-0000	Unrestricted Resources	Communications - Telephone	\$549.20
			PO - 27013	0100-0000-0-1110-8200-590010-424-00-0000	Unrestricted Resources	Communications - Telephone	\$660.10
			PO - 27013	0100-0000-0-1110-8200-590010-323-00-0000	Unrestricted Resources	Communications - Telephone	\$825.01
			PO - 27013	0100-0000-0-1110-8200-590010-222-00-0000	Unrestricted Resources	Communications - Telephone	\$958.63
Total For Fund Number: 0100							\$2,992.94
Total Amount of Payment:							\$2,992.94
12736836	4920	CASTILLO, ANDREW	PV - 28977	0100-0050-0-0000-7700-520003-121-00-0000	Classroom Standards	Mileage-Other	\$224.45
			Total For Fund Number: 0100				
Total Amount of Payment:							\$224.45
12736837	2661	DASSEL'S PETROLEUM	PO - 27459	0100-8150-0-0000-8100-430010-120-00-0000	Ongoing & Major Maint. Acct.	Matl & Suppl. -Gasoline/Diesel Fuel	\$2,883.54
			Total For Fund Number: 0100				
Total Amount of Payment:							\$2,883.54
12736838	2864	DIGITECH INTEGRATION INC	PO - 27078	0100-8150-0-0000-8100-560009-222-00-0000	Ongoing & Major Maint. Acct.	Outsider Services	\$3,589.34
			PO - 27078	0100-8150-0-0000-8100-560009-222-00-0000	Ongoing & Major Maint. Acct.	Outsider Services	\$655.00
			PO - 27078	0100-8150-0-0000-8100-560009-222-00-0000	Ongoing & Major Maint. Acct.	Outsider Services	\$190.00
			PO - 27078	0100-8150-0-0000-8100-560009-222-00-0000	Ongoing & Major Maint. Acct.	Outsider Services	\$190.00
Total For Fund Number: 0100							\$4,624.34
Total Amount of Payment:							\$4,624.34
12736839	1899	DISBURSING OFFICER, DFAS	PO - 27011	0100-0000-0-1110-8200-550050-222-00-0000	Unrestricted Resources	Garbage	\$6,039.52
			PO - 27011	0100-0000-0-1110-8200-550050-424-00-0000	Unrestricted Resources	Garbage	\$6,039.52
Total For Fund Number: 0100							\$12,079.04
Total Amount of Payment:							\$12,079.04
12736840	4433	ECKER, JOHN	PV - 28980	0100-6762-0-1156-1000-430001-222-39-0000	Arts, Music, & Instructional Materials Discretionary Block Grant	Instructional Materials/Classroom	\$159.78
			Total For Fund Number: 0100				
Total Amount of Payment:							\$159.78
12736841	4877	FUSSNER, VERONICA	PV - 28949	0100-3213-0-0000-7410-520000-121-31-0301	Elementary & Secondary School Emergency Relief III (ESSER III) Fund	Travel and Conferences	\$315.61
			Total For Fund Number: 0100				
Total Amount of Payment:							\$315.61

Commercial Payment Register For Payments Dated: 02/02/2024

Document No	Vendor No	Vendor Name	Reference No	FD - RE - PY- GO - FN - OB - SI - LI - L2	Resource	Object	Amount
12736842	3983	GATELY, BRITTANY	PV - 28955	0100-0038-0-1110-1000-580000-424-00-0000	Donations	Other Services and Operating Expenditures	\$79.71
			PV - 28954	0100-0038-0-1110-1000-580000-424-00-0000	Donations	Other Services and Operating Expenditures	\$146.25
			PV - 28956	0100-1100-0-1110-1000-430001-424-00-0000	State Lottery	Instructional Materials/Classroom	\$42.38
Total For Fund Number: 0100							\$268.34
Total Amount of Payment:							\$268.34
12736843	2241	GONZALES, ANNE	PV - 28963	0100-1100-0-1110-1000-430001-323-00-0000	State Lottery	Instructional Materials/Classroom	\$174.56
			PV - 28964	0100-1100-0-1110-1000-430001-323-00-0000	State Lottery	Instructional Materials/Classroom	\$107.86
			PV - 28972	0100-1100-0-1110-2700-520000-323-00-0000	State Lottery	Travel and Conferences	\$19.43
			PV - 28962	0100-7210-0-1110-1000-430001-323-00-0000	American Indian Education	Instructional Materials/Classroom	\$1,690.29
Total For Fund Number: 0100							\$1,992.14
Total Amount of Payment:							\$1,992.14
12736844	473	HOME DEPOT	PO - 27390	0100-8150-0-0000-8100-430014-323-00-0000	Ongoing & Major Maint. Acct.	Maintenance Supplies	\$2,158.22
Total For Fund Number: 0100							\$2,158.22
Total Amount of Payment:							\$2,158.22
12736845	4358	HOME DEPOT PRO	CM - 27059	0100-8150-0-0000-8100-430014-525-00-0000	Ongoing & Major Maint. Acct.	Maintenance Supplies	-\$35.48
			PV - 28979	0100-8150-0-0000-8100-430014-120-00-0000	Ongoing & Major Maint. Acct.	Maintenance Supplies	\$40.13
			PO - 27071	0100-8150-0-0000-8100-430014-525-00-0000	Ongoing & Major Maint. Acct.	Maintenance Supplies	\$410.03
			PO - 27071	0100-8150-0-0000-8100-430014-525-00-0000	Ongoing & Major Maint. Acct.	Maintenance Supplies	\$100.67
			PO - 27071	0100-8150-0-0000-8100-430014-525-00-0000	Ongoing & Major Maint. Acct.	Maintenance Supplies	\$27.44
			PO - 27071	0100-8150-0-0000-8100-430014-323-00-0000	Ongoing & Major Maint. Acct.	Maintenance Supplies	\$32.11
			PO - 27071	0100-8150-0-0000-8100-430014-424-00-0000	Ongoing & Major Maint. Acct.	Maintenance Supplies	\$32.14
Total For Fund Number: 0100							\$607.04
Total Amount of Payment:							\$607.04
12736846	480	HOUGHTON MIFFLIN CO	PO - 27620	0100-6762-0-1110-1000-410000-121-31-0101	Arts, Music, & Instructional Materials Discretionary Block Grant	Textbooks	\$52,970.35
			PO - 27620	0100-6762-0-1110-1000-410000-121-31-0101	Arts, Music, & Instructional Materials Discretionary Block Grant	Textbooks	\$19,317.90
Total For Fund Number: 0100							\$72,288.25
Total Amount of Payment:							\$72,288.25
12736847	616	MARTELLA, ALICIA	PV - 28957	0100-1100-0-1110-1000-430001-424-00-0000	State Lottery	Instructional Materials/Classroom	\$57.03
Total For Fund Number: 0100							\$57.03
Total Amount of Payment:							\$57.03
12736848	1937	MATSON ALARM CO INC	PO - 27009	0100-0000-0-1110-8200-580000-525-00-0000	Unrestricted Resources	Other Services and Operating Expenditures	\$241.85

Commercial Payment Register

For Payments Dated: 02/02/2024

Document No	Vendor No	Vendor Name	Reference No	FD - RE - PY - GO - FN - OB - SI - L1 - L2	Resource	Object	Amount
12736848	1937	MATSON ALARM CO INC	PO - 27009	0100-0000-0-1110-8200-580000-323-00-0000	Unrestricted Resources	Other Services and Operating Expenditures	\$262.58
			PO - 27009	0100-0000-0-1110-8200-580000-121-00-0000	Unrestricted Resources	Other Services and Operating Expenditures	\$186.57
Total For Fund Number: 0100							\$691.00
Total Amount of Payment:							\$691.00
12736849	3954	MCGRAW HILL EDUCATION	PO - 27640	0100-3010-0-1110-1000-430001-525-55-0302	IASA-Title I Basic Grants Low Income	Instructional Materials/Classroom	\$2,655.62
Total For Fund Number: 0100							\$2,655.62
Total Amount of Payment:							\$2,655.62
12736850	3537	MID VALLEY DISPOSAL	PV - 28978	0100-0000-0-1110-8200-550020-525-00-0000	Unrestricted Resources	Electricity	\$719.70
Total For Fund Number: 0100							\$719.70
Total Amount of Payment:							\$719.70
12736851	4157	MUNOZ, CHRISTINA	PV - 28969	0100-0000-0-0000-2100-520003-121-00-0000	Unrestricted Resources	Mileage-Other	\$4.69
			PV - 28970	0100-0000-0-1110-2495-430000-121-00-0000	Unrestricted Resources	Materials and Supplies	\$137.35
Total For Fund Number: 0100							\$142.04
Total Amount of Payment:							\$142.04
12736852	725	PACIFIC GAS & ELECTRIC CC	PO - 27006	0100-0000-0-1110-8200-550020-323-00-0000	Unrestricted Resources	Electricity	\$24.64
			PO - 27006	0100-0000-0-1110-8200-550020-120-00-0000	Unrestricted Resources	Electricity	\$24.64
			PO - 27006	0100-0000-0-1110-8200-550020-525-00-0000	Unrestricted Resources	Electricity	\$36.15
			PO - 27006	0100-0000-0-1110-8200-550020-323-00-0000	Unrestricted Resources	Electricity	\$28.38
			PO - 27006	0100-0000-0-1110-8200-550020-525-00-0000	Unrestricted Resources	Electricity	\$31.96
			PO - 27006	0100-0000-0-1110-8200-550020-525-00-0000	Unrestricted Resources	Electricity	\$24.64
			PO - 27006	0100-0000-0-1110-8200-550020-525-00-0000	Unrestricted Resources	Electricity	\$24.64
			PO - 27006	0100-0000-0-1110-8200-550020-323-00-0000	Unrestricted Resources	Electricity	\$59.95
			PO - 27006	0100-0000-0-1110-8200-550020-120-00-0000	Unrestricted Resources	Electricity	\$566.19
			PO - 27006	0100-0000-0-1110-8200-550020-120-00-0000	Unrestricted Resources	Electricity	\$29,950.34
			PO - 27006	0100-0000-0-1110-8200-550020-323-00-0000	Unrestricted Resources	Electricity	\$13,633.73
			PO - 27006	0100-0000-0-1110-8200-550020-222-00-0000	Unrestricted Resources	Electricity	\$2,163.01
			PO - 27006	0100-0000-0-1110-8200-550020-120-00-0000	Unrestricted Resources	Electricity	\$2,546.57
Total For Fund Number: 0100							\$49,114.84
Total Amount of Payment:							\$49,114.84
12736853	4108	RICKARD, JIM	PV - 28958	0100-1100-0-1156-1000-430001-424-00-0000	State Lottery	Instructional Materials/Classroom	\$37.67
Total For Fund Number: 0100							\$37.67
Total Amount of Payment:							\$37.67
12736854	4567	RIOS, SYLVIA	PV - 28976	1300-5310-0-0000-3700-520003-000-00-0000	Child Nutrition - School Programs	Mileage-Other	\$133.07
Total For Fund Number: 1300							\$133.07

Commercial Payment Register For Payments Dated: 02/02/2024

Document No	Vendor No	Vendor Name	Reference No	FD - RE - PY- GO - FN - OB - SI - L1 - L2	Resource	Object	Amount
Total Amount of Payment:							\$133.07
12736855	3631	RUSSELL SIGLER INC.	PV - 28971	0100-8150-0-0000-8100-430014-525-00-0000	Ongoing & Major Maint. Acct.	Maintenance Supplies	\$29.63
Total For Fund Number: 0100							\$29.63
Total Amount of Payment:							\$29.63
12736856	3707	SERRANO, MARLA	PV - 28948	0100-1100-0-1110-1000-430021-525-00-0000	State Lottery	Allowance	\$15.69
Total For Fund Number: 0100							\$15.69
Total Amount of Payment:							\$15.69
12736857	766	STANDARD LIFE INSURANCE	PV - 28966	0100-0000-0-0000-7100-340100-121-00-0000	Unrestricted Resources	Health & Welfare Benefits, certificated	\$46.65
			PV - 28967	0100-0000-0-0000-0000-951400-000-00-0000	Unrestricted Resources	Health and Welfare	\$1,473.14
Total For Fund Number: 0100							\$1,519.79
12736857	766	STANDARD LIFE INSURANCE	PV - 28965	1300-0000-0-0000-0000-951400-000-00-0000	Unrestricted Resources	Health and Welfare	\$46.65
Total For Fund Number: 1300							\$46.65
Total Amount of Payment:							\$1,566.44
12736858	1332	STAPLES	PV - 28975	0100-0000-0-1110-8200-430012-424-00-0000	Unrestricted Resources	Custodian Supplies	\$973.41
			PV - 28973	0100-0000-0-1110-8200-430012-222-00-0000	Unrestricted Resources	Custodian Supplies	\$973.42
			PV - 28974	0100-0000-0-1110-8200-430012-323-00-0000	Unrestricted Resources	Custodian Supplies	\$973.42
Total For Fund Number: 0100							\$2,920.25
Total Amount of Payment:							\$2,920.25
12736859	4760	TOSTE, DAVID	PV - 28981	0100-0050-0-0000-7700-520003-121-00-0000	Classroom Standards	Mileage-Other	\$90.85
Total For Fund Number: 0100							\$90.85
Total Amount of Payment:							\$90.85
12736860	1013	WEST VALLEY SUPPLY	PO - 27052	0100-8150-0-0000-8100-430014-424-00-0000	Ongoing & Major Maint. Acct.	Maintenance Supplies	\$59.98
			PO - 27052	0100-8150-0-0000-8100-430014-424-00-0000	Ongoing & Major Maint. Acct.	Maintenance Supplies	\$292.74
Total For Fund Number: 0100							\$352.72
Total Amount of Payment:							\$352.72
12736861	4056	WILLIAMS, BARBARA	PV - 28968	0100-0000-0-0000-2100-520003-121-00-0000	Unrestricted Resources	Mileage-Other	\$37.52
Total For Fund Number: 0100							\$37.52
Total Amount of Payment:							\$37.52

Commercial Payment Register
For Payments Dated: 02/02/2024

District: 11 Central Union Elementary School District

Fund

0100

1300

Total

\$159,023.04

\$179.72

\$159,202.76

Total # of Payments: 28

Total # of Payments: 28

Grand Total: \$ 159,202.76

Warrant Register For Warrants Dated 02/07/2024

Warrant Number	Vendor Number	Vendor Name	Amount
12737295	19	TOM ADDINGTON	\$1,201.57
12737296	879	SISC III	\$274,523.60
12737297	4526	ZOOM VIDEO COMMUNICATIONS INC	\$1,800.00

Total Amount of All Warrants:

\$277,525.17



District Name: **Central Union Elementary School District**

As per the Authorized Signature Permit, the following payments are authorized as listed on the payment register.

	Warrants	3	\$277,525.17
	Credit Card Payments	0	
Grand Total for Payments Dated:	02/07/2024		\$277,525.17

Authorized Officer/Employee

[Handwritten Signature]

Or

Board Members *

* If this option is chosen, must have a majority of board members authorization (EC 42632)

Date _____

KCOE Examination and Approval	
By _____	Date _____

This order must be returned to KCOE prior to distribution of payments.

Commercial Payment Register

For Payments Dated: 02/07/2024

Document No	Vendor No	Vendor Name	Reference No	FD - RE - PY- GO - FN - OB - SI - L1 - L2	Resource	Object	Amount
12737295	19	ADDINGTON, TOM	PV - 29004	0100-0000-0-0000-7100-520000-121-00-0000	Unrestricted Resources	Travel and Conferences	\$344.38
			PV - 29005	0100-0000-0-0000-7100-520000-121-00-0000	Unrestricted Resources	Travel and Conferences	\$857.19
Total For Fund Number: 0100							\$1,201.57
Total Amount of Payment:							\$1,201.57
12737296	879	SISC III	PV - 28985	0100-0000-0-0000-7490-370200-122-00-0000	Unrestricted Resources	Retiree Benefits, classified	\$2,840.26
			PV - 28983	0100-0000-0-0000-7100-340100-121-00-0000	Unrestricted Resources	Health & Welfare Benefits, certificated	\$7,311.20
			PV - 28982	0100-0000-0-0000-0000-951400-000-00-0000	Unrestricted Resources	Health and Welfare	\$229,762.53
			PV - 28984	0100-0000-0-1110-1000-370100-122-00-0000	Unrestricted Resources	Retiree Benefits, certificated	\$27,585.61
Total For Fund Number: 0100							\$267,499.60
12737296	879	SISC III	PV - 28986	1300-0000-0-0000-0000-951400-000-00-0000	Unrestricted Resources	Health and Welfare	\$7,024.00
			Total For Fund Number: 1300				
Total Amount of Payment:							\$274,523.60
12737297	4526	ZOOM VIDEO COMMUNICAT	PO - 27043	0100-0050-0-0000-7700-580011-121-00-0000	Classroom Standards	Software License Renewals	\$1,800.00
			Total For Fund Number: 0100				
Total Amount of Payment:							\$1,800.00

Commercial Payment Register

For Payments Dated: 02/07/2024

District: 11 Central Union Elementary School District

Fund

Total

0100

\$270,501.17

1300

\$7,024.00

Total # of Payments: 3

\$277,525.17

Total # of Payments: 3

Grand Total: \$ 277,525.17

Warrant Register For Warrants

Dated 02/09/2024

Warrant Number	Vendor Number	Vendor Name	Amount
12737433	4112	ELIZABETH ALVARADO	\$38.39
12737434	4092	AMERICAN BUSINESS MACHINES	\$125.44
12737435	3439	AMERICAN INCORPORATED	\$1,298.57
12737436	4836	JAMIE AUGUSTO	\$12.00
12737437	111	BILLINGSLEY TIRE INC	\$555.39
12737438	4426	BIMBO BAKERIES USA INC	\$1,798.29
12737439	4833	JAMES BOCHMAN	\$60.30
12737440	1819	BSE RENTS	\$724.70
12737441	3162	CALCHAMBER	\$374.97
12737442	1208	CBS DOORS INC.	\$372.66
12737443	256	CSNA	\$890.00
12737444	2800	CARRIE DOZIER	\$66.40
12737445	2250	EAI EDUCATION	\$331.49
12737446	4595	EMS LINQ INC.	\$39.00
12737447	3586	CATALINA ESCOBEDO	\$17.00
12737448	1670	FIRST CLASS PEST CONTROL	\$428.00
12737449	4739	FOOD 4 THOUGHT LLC	\$4,204.27
12737450	1950	FRESNO CHAFFEE ZOO	\$583.00
12737451	3983	BRITTANY GATELY	\$79.71
12737452	401	GOLD STAR FOODS INC.	\$16,091.56
12737453	2241	ANNE GONZALES	\$2,426.74
12737454	4358	HOME DEPOT PRO	\$383.24
12737455	4942	IMPERIAL DADE	\$6,497.96
12737456	4773	INFINITY POWER SOLUTIONS INC	\$3,350.00
12737457	3561	KINGS CO MOBILE LOCKSMITH SERV	\$95.00
12737458	542	KINGS CO OFFICE OF EDUCATION	\$2,100.00
12737459	1876	KINGS COUNTY PIPE & SUPPLY	\$72.80
12737460	552	KINGS WASTE & RECYCLING AUTHRTY	\$643.85
12737461	572	LEMOORE AUTO SUPPLY	\$150.38
12737462	575	LEMOORE HARDWARE	\$127.17
12737463	578	LEMOORE UNION HIGH SCHOOL DISTRICT	\$1,631.17
12737464	4842	MIRELLA LOPEZ	\$17.00
12737465	616	ALICIA MARTELLA	\$59.28
12737466	3537	MID VALLEY DISPOSAL	\$728.20
12737467	642	MILLER'S RENTALAND INC.	\$699.00
12737468	3570	NUTRIEN AG SOLUTIONS	\$608.61
12737469	3974	PBK ARCHITECTS INC.	\$900.00
12737470	4236	PERFORMANCE AIR	\$12,828.54
12737471	761	PRODUCERS DAIRY	\$10,359.81
12737472	4940	REBECCA A REYNOLDS	\$1,258.60
12737473	4821	NICOLE ROCHA	\$9.00
12737474	4732	ROCKWELL PRINTING INC	\$1,545.89
12737475	3631	RUSSELL SIGLER INC.	\$47.90
12737476	882	SMART & FINAL	\$87.49
12737477	916	STRATFORD PUBLIC UTILITY DIST	\$3,659.21
12737478	1126	HEIKO SWEENEY	\$111.22
12737479	4169	US SOAP WEST LLC	\$263.30
12737480	3450	VINCENT COMMUNICATIONS INC	\$450.00

Total Amount of All Warrants:

\$79,202.50



District Name: **Central Union Elementary School District**

As per the Authorized Signature Permit, the following payments are authorized as listed on the payment register.

Warrants	48	\$79,202.50
Credit Card Payments	0	
Grand Total for Payments Dated:	02/09/2024	\$79,202.50

Authorized Officer/Employee

Inferno

Or

Board Members *

* If this option is chosen, must have a majority of board members authorization (EC 42632)

Date _____

KCOE Examination and Approval	
By _____	Date _____

This order must be returned to KCOE prior to distribution of payments.

Commercial Payment Register For Payments Dated: 02/09/2024

Document No	Vendor No	Vendor Name	Reference No	FD - RE - PY- GO - FN - OB - SI - L1 - L2	Resource	Object	Amount
12737433	4112	ALVARADO, ELIZABETH	PV - 29079	0100-1100-0-1110-1000-430001-424-00-0000	State Lottery	Instructional Materials/Classroom	\$38.39
Total For Fund Number: 0100							\$38.39
Total Amount of Payment:							\$38.39
12737434	4092	AMERICAN BUSINESS MACH	PO - 27103	0100-1100-0-1110-1000-430000-222-00-0000	State Lottery	Materials and Supplies	\$95.44
			PV - 28998	0100-0000-0-0000-7200-430000-121-00-0000	Unrestricted Resources	Materials and Supplies	\$15.00
			PV - 29016	0100-0000-0-0000-7200-430000-121-00-0000	Unrestricted Resources	Materials and Supplies	\$15.00
Total For Fund Number: 0100							\$125.44
Total Amount of Payment:							\$125.44
12737435	3439	AMERICAN INCORPORATED	PV - 28990	0100-8150-0-0000-8100-560009-222-00-0000	Ongoing & Major Maint. Acct.	Outsider Services	\$1,298.57
Total For Fund Number: 0100							\$1,298.57
Total Amount of Payment:							\$1,298.57
12737436	4836	AUGUSTO, JAMIE	PV - 29001	0100-1100-0-1110-2700-430001-323-00-0000	State Lottery	Instructional Materials/Classroom	\$12.00
Total For Fund Number: 0100							\$12.00
Total Amount of Payment:							\$12.00
12737437	111	BILLINGSLEY TIRE INC	PV - 28992	0100-8150-0-0000-8100-430014-120-00-0000	Ongoing & Major Maint. Acct.	Maintenance Supplies	\$487.92
			PV - 28991	0100-8150-0-0000-8100-430014-120-00-0000	Ongoing & Major Maint. Acct.	Maintenance Supplies	\$67.47
Total For Fund Number: 0100							\$555.39
Total Amount of Payment:							\$555.39
12737438	4426	BIMBO BAKERIES USA INC	PV - 29099	1300-5310-0-0000-3700-470001-000-00-0000	Child Nutrition - School Programs	Food - Lunch Program	\$417.78
			PV - 29103	1300-5310-0-0000-3700-470001-000-00-0000	Child Nutrition - School Programs	Food - Lunch Program	\$5.40
			PV - 29104	1300-5310-0-0000-3700-470001-000-00-0000	Child Nutrition - School Programs	Food - Lunch Program	\$46.80
			PV - 29109	1300-5310-0-0000-3700-470001-000-00-0000	Child Nutrition - School Programs	Food - Lunch Program	\$205.74
			PV - 29101	1300-5310-0-0000-3700-470001-000-00-0000	Child Nutrition - School Programs	Food - Lunch Program	\$193.50
			PV - 29102	1300-5310-0-0000-3700-470001-000-00-0000	Child Nutrition - School Programs	Food - Lunch Program	\$28.80
			PV - 29106	1300-5310-0-0000-3700-470001-000-00-0000	Child Nutrition - School Programs	Food - Lunch Program	\$129.54
			PV - 29105	1300-5310-0-0000-3700-470001-000-00-0000	Child Nutrition - School Programs	Food - Lunch Program	\$251.46
			PV - 29107	1300-5310-0-0000-3700-470001-000-00-0000	Child Nutrition - School Programs	Food - Lunch Program	\$138.60
			PV - 29108	1300-5310-0-0000-3700-470001-000-00-0000	Child Nutrition - School Programs	Food - Lunch Program	\$285.06
			PV - 29100	1300-5310-0-0000-3700-470001-000-00-0000	Child Nutrition - School Programs	Food - Lunch Program	\$95.61
Total For Fund Number: 1300							\$1,798.29
Total Amount of Payment:							\$1,798.29
12737439	4833	BOCHMAN, JAMES	PV - 28987	0100-0000-0-1110-8200-520003-120-00-0000	Unrestricted Resources	Mileage-Other	\$60.30
Total For Fund Number: 0100							\$60.30
Total Amount of Payment:							\$60.30
12737440	1819	BSE RENTS	PV - 29017	0100-8150-0-0000-8100-580000-323-00-0000	Ongoing & Major Maint. Acct.	Other Services and Operating Expenditures	\$724.70

Commercial Payment Register For Payments Dated: 02/09/2024

Document No	Vendor No	Vendor Name	Reference No	FD - RE - PY- GO - FN - OB - SI - L1 - L2	Resource	Object	Amount
						Total For Fund Number: 0100	\$724.70
						Total Amount of Payment:	\$724.70
12737441	3162	CALCHAMBER	PO - 27032	0100-0000-0-0000-7490-430000-121-00-0000	Unrestricted Resources	Materials and Supplies	\$374.97
						Total For Fund Number: 0100	\$374.97
						Total Amount of Payment:	\$374.97
12737442	1208	CBS DOORS INC.	PV - 29015	0100-8150-0-0000-8100-430014-222-00-0000	Ongoing & Major Maint. Acct.	Maintenance Supplies	\$372.66
						Total For Fund Number: 0100	\$372.66
						Total Amount of Payment:	\$372.66
12737443	256	CSNA	PV - 29074	0100-7029-0-0000-3700-520000-000-00-0000	Child Nutrition: Food Service Staff Training Funds	Travel and Conferences	\$890.00
						Total For Fund Number: 0100	\$890.00
						Total Amount of Payment:	\$890.00
12737444	2800	DOZIER, CARRIE	PV - 29070	0100-0000-0-1110-3140-520003-121-00-0000	Unrestricted Resources	Mileage-Other	\$66.40
						Total For Fund Number: 0100	\$66.40
						Total Amount of Payment:	\$66.40
12737445	2250	EAI EDUCATION	PO - 27655	0100-1100-0-1110-1000-430000-323-00-0000	State Lottery	Materials and Supplies	\$331.49
						Total For Fund Number: 0100	\$331.49
						Total Amount of Payment:	\$331.49
12737446	4595	EMS LINQ INC.	PO - 27632	1300-5310-0-0000-3700-580011-000-00-0000	Child Nutrition - School Programs	Software License Renewals	\$39.00
						Total For Fund Number: 1300	\$39.00
						Total Amount of Payment:	\$39.00
12737447	3586	ESCOBEDO, CATALINA	PV - 29003	0100-1100-0-1110-2700-430001-323-00-0000	State Lottery	Instructional Materials/Classroom	\$17.00
						Total For Fund Number: 0100	\$17.00
						Total Amount of Payment:	\$17.00
12737448	1670	FIRST CLASS PEST CONTROL	PO - 27239	0100-0000-0-1110-8200-550070-424-00-0000	Unrestricted Resources	Pest Control	\$50.00
			PO - 27239	0100-0000-0-1110-8200-550070-525-00-0000	Unrestricted Resources	Pest Control	\$50.00
			PO - 27239	0100-0000-0-1110-8200-550070-222-00-0000	Unrestricted Resources	Pest Control	\$52.00
			PO - 27239	0100-0000-0-1110-8200-550070-525-00-0000	Unrestricted Resources	Pest Control	\$52.00
			PO - 27239	0100-0000-0-0000-8200-550070-121-00-0000	Unrestricted Resources	Pest Control	\$120.00
			PO - 27239	0100-0000-0-1110-8200-550070-323-00-0000	Unrestricted Resources	Pest Control	\$104.00
						Total For Fund Number: 0100	\$428.00
						Total Amount of Payment:	\$428.00
12737449	4739	FOOD 4 THOUGHT LLC	PV - 29064	0100-7032-0-0000-0000-430000-000-00-0000	Child Nutrition: Kitchen Infrastructure & Training Funds 2022	Materials and Supplies	\$326.84
			PV - 29059	0100-7032-0-0000-0000-430000-000-00-0000	Child Nutrition: Kitchen Infrastructure & Training Funds 2022	Materials and Supplies	\$562.17

Commercial Payment Register For Payments Dated: 02/09/2024

Document No	Vendor No	Vendor Name	Reference No	FD - RE - PY- GO - FN - OB - SI - L1 - L2	Resource	Object	Amount
12737449	4739	FOOD 4 THOUGHT LLC	PV - 29058	0100-7032-0-0000-0000-430000-000-00-0000	Child Nutrition: Kitchen Infrastructure & Training Funds 2022	Materials and Supplies	\$425.98
			PV - 29065	0100-7032-0-0000-0000-430000-000-00-0000	Child Nutrition: Kitchen Infrastructure & Training Funds 2022	Materials and Supplies	\$322.68
			PV - 29066	0100-7032-0-0000-0000-430000-000-00-0000	Child Nutrition: Kitchen Infrastructure & Training Funds 2022	Materials and Supplies	\$324.04
			PV - 29068	0100-7032-0-0000-0000-430000-000-00-0000	Child Nutrition: Kitchen Infrastructure & Training Funds 2022	Materials and Supplies	\$638.34
			PV - 29069	0100-7032-0-0000-0000-430000-000-00-0000	Child Nutrition: Kitchen Infrastructure & Training Funds 2022	Materials and Supplies	\$638.62
			PV - 29061	0100-7032-0-0000-0000-430000-000-00-0000	Child Nutrition: Kitchen Infrastructure & Training Funds 2022	Materials and Supplies	\$111.80
			PV - 29057	0100-7032-0-0000-0000-430000-000-00-0000	Child Nutrition: Kitchen Infrastructure & Training Funds 2022	Materials and Supplies	\$136.14
			PV - 29060	0100-7032-0-0000-0000-430000-000-00-0000	Child Nutrition: Kitchen Infrastructure & Training Funds 2022	Materials and Supplies	\$162.02
			PV - 29063	0100-7032-0-0000-0000-430000-000-00-0000	Child Nutrition: Kitchen Infrastructure & Training Funds 2022	Materials and Supplies	\$165.45
			PV - 29062	0100-7032-0-0000-0000-430000-000-00-0000	Child Nutrition: Kitchen Infrastructure & Training Funds 2022	Materials and Supplies	\$166.59
			PV - 29067	0100-7032-0-0000-0000-430000-000-00-0000	Child Nutrition: Kitchen Infrastructure & Training Funds 2022	Materials and Supplies	\$223.60
					Total For Fund Number: 0100		\$4,204.27
					Total Amount of Payment:		\$4,204.27
12737450	1950	FRESNO CHAFFEE ZOO	PV - 29078	0100-1100-0-1110-1000-430000-222-00-0000	State Lottery	Materials and Supplies	\$583.00
					Total For Fund Number: 0100		\$583.00
					Total Amount of Payment:		\$583.00
12737451	3983	GATELY, BRITTANY	PV - 29077	0100-0038-0-1110-1000-580000-424-00-0000	Donations	Other Services and Operating Expenditures	\$79.71
					Total For Fund Number: 0100		\$79.71
					Total Amount of Payment:		\$79.71
12737452	401	GOLD STAR FOODS INC	PO - 27232	1300-5310-0-0000-3700-470001-000-00-0000	Child Nutrition - School Programs	Food - Lunch Program	\$57.04
			PO - 27232	1300-5310-0-0000-3700-470001-000-00-0000	Child Nutrition - School Programs	Food - Lunch Program	\$58.90
			CM - 27061	1300-5310-0-0000-3700-470000-000-00-0000	Child Nutrition - School Programs	Food	-\$51.78
			PO - 27232	1300-5310-0-0000-3700-470001-000-00-0000	Child Nutrition - School Programs	Food - Lunch Program	\$1,395.26

Commercial Payment Register

For Payments Dated: 02/09/2024

Document No	Vendor No	Vendor Name	Reference No	FD - RE - PY- GO - FN - OB - SI - L1 - L2	Resource	Object	Amount
			PO - 27232	1300-5310-0-0000-3700-470001-000-00-0000	Child Nutrition - School Programs	Food - Lunch Program	\$188.48
			PO - 27232	1300-5310-0-0000-3700-470001-000-00-0000	Child Nutrition - School Programs	Food - Lunch Program	\$497.95
			PO - 27232	1300-5310-0-0000-3700-470002-000-00-0000	Child Nutrition - School Programs	Food - Breakfast Program	\$594.36
			PO - 27232	1300-5310-0-0000-3700-470001-000-00-0000	Child Nutrition - School Programs	Food - Lunch Program	\$2,362.13
			PO - 27232	1300-5310-0-0000-3700-470002-000-00-0000	Child Nutrition - School Programs	Food - Breakfast Program	\$1,784.97
			PV - 29097	1300-5310-0-0000-3700-470000-000-00-0000	Child Nutrition - School Programs	Food	\$1,121.64
			PV - 29096	1300-5310-0-0000-3700-470000-000-00-0000	Child Nutrition - School Programs	Food	\$1,350.99
			PV - 29098	1300-5310-0-0000-3700-470000-000-00-0000	Child Nutrition - School Programs	Food	\$894.54
			PV - 29092	1300-5310-0-0000-3700-470000-000-00-0000	Child Nutrition - School Programs	Food	\$1,668.22
			PV - 29087	1300-5310-0-0000-3700-470000-000-00-0000	Child Nutrition - School Programs	Food	\$313.22
			PV - 29090	1300-5310-0-0000-3700-470000-000-00-0000	Child Nutrition - School Programs	Food	\$368.19
			PV - 29095	1300-5310-0-0000-3700-470000-000-00-0000	Child Nutrition - School Programs	Food	\$517.71
			PV - 29093	1300-5310-0-0000-3700-470000-000-00-0000	Child Nutrition - School Programs	Food	\$781.17
			PV - 29085	1300-5310-0-0000-3700-470000-000-00-0000	Child Nutrition - School Programs	Food	\$419.50
			PV - 29086	1300-5310-0-0000-3700-470000-000-00-0000	Child Nutrition - School Programs	Food	\$364.92
			PV - 29083	1300-5310-0-0000-3700-470000-000-00-0000	Child Nutrition - School Programs	Food	\$348.87
			PV - 29084	1300-5310-0-0000-3700-470000-000-00-0000	Child Nutrition - School Programs	Food	\$406.17
			PV - 29088	1300-5310-0-0000-3700-470000-000-00-0000	Child Nutrition - School Programs	Food	\$53.48
			PV - 29091	1300-5310-0-0000-3700-470000-000-00-0000	Child Nutrition - School Programs	Food	\$233.35
			PV - 29089	1300-5310-0-0000-3700-470000-000-00-0000	Child Nutrition - School Programs	Food	\$299.33
			PV - 29094	1300-5310-0-0000-3700-470000-000-00-0000	Child Nutrition - School Programs	Food	\$62.95
Total For Fund Number: 1300							\$16,091.56
Total Amount of Payment:							\$16,091.56
12737453	2241	GONZALES, ANNE	PV - 29010	0100-1100-0-1110-2700-520000-323-00-0000	State Lottery	Travel and Conferences	\$45.56
			PV - 29009	0100-7210-0-1110-1000-430001-323-00-0000	American Indian Education	Instructional Materials/Classroom	\$1,759.48
			PV - 29110	0100-7210-0-1110-1000-430001-323-00-0000	American Indian Education	Instructional Materials/Classroom	\$621.70
Total For Fund Number: 0100							\$2,426.74
Total Amount of Payment:							\$2,426.74
12737454	4358	HOME DEPOT PRO	PO - 27071	0100-8150-0-0000-8100-430014-525-00-0000	Ongoing & Major Maint. Acct.	Maintenance Supplies	\$8.75
			PO - 27071	0100-8150-0-0000-8100-430014-525-00-0000	Ongoing & Major Maint. Acct.	Maintenance Supplies	\$15.10
			CM - 27060	0100-8150-0-0000-8100-430014-525-00-0000	Ongoing & Major Maint. Acct.	Maintenance Supplies	-\$18.86
			PO - 27071	0100-8150-0-0000-8100-430014-525-00-0000	Ongoing & Major Maint. Acct.	Maintenance Supplies	\$96.65
			PO - 27071	0100-8150-0-0000-8100-430014-525-00-0000	Ongoing & Major Maint. Acct.	Maintenance Supplies	\$95.55
			PO - 27071	0100-8150-0-0000-8100-430014-525-00-0000	Ongoing & Major Maint. Acct.	Maintenance Supplies	\$186.05
Total For Fund Number: 0100							\$383.24

Commercial Payment Register

For Payments Dated: 02/09/2024

Document No	Vendor No	Vendor Name	Reference No	FD - RE - PY- GO - FN - OB - SI - L1 - L2	Resource	Object	Amount
Total Amount of Payment:							<u>\$383.24</u>
12737455	4942	IMPERIAL DADE	PO - 27231	1300-5310-0-0000-3700-430000-000-00-0000	Child Nutrition - School Programs	Materials and Supplies	\$6,497.96
Total For Fund Number: 1300							<u>\$6,497.96</u>
Total Amount of Payment:							<u>\$6,497.96</u>
12737456	4773	INFINITY POWER SOLUTION	PO - 27678	0100-7032-0-0000-3700-560000-222-00-0000	Child Nutrition: Kitchen Infrastructure & Training Funds	Rentals, Leases, Repairs and Noncapitalized Improvements 2022	\$1,225.00
			PO - 27677	0100-7032-0-0000-3700-560000-222-00-0000	Child Nutrition: Kitchen Infrastructure & Training Funds	Rentals, Leases, Repairs and Noncapitalized Improvements 2022	\$2,125.00
Total For Fund Number: 0100							<u>\$3,350.00</u>
Total Amount of Payment:							<u>\$3,350.00</u>
12737457	3561	KINGS CO MOBILE LOCKSMI	PV - 29073	0100-8150-0-0000-8100-560009-525-00-0000	Ongoing & Major Maint. Acct.	Outsider Services	\$10.00
			PV - 29071	0100-8150-0-0000-8100-560009-525-00-0000	Ongoing & Major Maint. Acct.	Outsider Services	\$45.00
			PV - 29072	0100-8150-0-0000-8100-560009-525-00-0000	Ongoing & Major Maint. Acct.	Outsider Services	\$40.00
Total For Fund Number: 0100							<u>\$95.00</u>
Total Amount of Payment:							<u>\$95.00</u>
12737458	542	KINGS CO OFFICE OF EDUCA	PO - 27612	0100-6053-0-0000-7410-580022-000-00-0000	Child Dev: CA Prekinder Planning & Implementation Grant Program - CA Universal	Professional Development	\$2,100.00
Total For Fund Number: 0100							<u>\$2,100.00</u>
Total Amount of Payment:							<u>\$2,100.00</u>
12737459	1876	KINGS COUNTY PIPE & SUPP	PV - 29011	0100-8150-0-0000-8100-430014-323-00-0000	Ongoing & Major Maint. Acct.	Maintenance Supplies	\$72.80
Total For Fund Number: 0100							<u>\$72.80</u>
Total Amount of Payment:							<u>\$72.80</u>
12737460	552	KINGS WASTE & RECYCLINC	PO - 27066	0100-8150-0-0000-8100-580000-222-00-0000	Ongoing & Major Maint. Acct.	Other Services and Operating Expenditures	\$12.00
			PO - 27066	0100-8150-0-0000-8100-580000-323-00-0000	Ongoing & Major Maint. Acct.	Other Services and Operating Expenditures	\$34.00
			PO - 27066	0100-8150-0-0000-8100-580000-323-00-0000	Ongoing & Major Maint. Acct.	Other Services and Operating Expenditures	\$28.40
			PO - 27066	0100-8150-0-0000-8100-580000-323-00-0000	Ongoing & Major Maint. Acct.	Other Services and Operating Expenditures	\$73.50
			PO - 27066	0100-8150-0-0000-8100-580000-323-00-0000	Ongoing & Major Maint. Acct.	Other Services and Operating Expenditures	\$41.20
			PO - 27066	0100-8150-0-0000-8100-580000-323-00-0000	Ongoing & Major Maint. Acct.	Other Services and Operating Expenditures	\$42.50
			PO - 27066	0100-8150-0-0000-8100-580000-323-00-0000	Ongoing & Major Maint. Acct.	Other Services and Operating Expenditures	\$45.00
			PO - 27066	0100-8150-0-0000-8100-580000-323-00-0000	Ongoing & Major Maint. Acct.	Other Services and Operating Expenditures	\$48.75
			PO - 27066	0100-8150-0-0000-8100-580000-424-00-0000	Ongoing & Major Maint. Acct.	Other Services and Operating Expenditures	\$63.75

Commercial Payment Register For Payments Dated: 02/09/2024

Document No	Vendor No	Vendor Name	Reference No	FD - RE - PY- GO - FN - OB - SI - L1 - L2	Resource	Object	Amount
12737460	552	KINGS WASTE & RECYCLING	PV - 29052	0100-8150-0-0000-8100-430014-121-00-0000	Ongoing & Major Maint. Acct.	Maintenance Supplies	\$82.39
			PV - 29049	0100-8150-0-0000-8100-430014-121-00-0000	Ongoing & Major Maint. Acct.	Maintenance Supplies	\$46.20
			PV - 29050	0100-8150-0-0000-8100-430014-121-00-0000	Ongoing & Major Maint. Acct.	Maintenance Supplies	\$45.36
			PV - 29053	0100-8150-0-0000-8100-430014-121-00-0000	Ongoing & Major Maint. Acct.	Maintenance Supplies	\$42.00
			PV - 29054	0100-8150-0-0000-8100-430014-121-00-0000	Ongoing & Major Maint. Acct.	Maintenance Supplies	\$26.80
			PV - 29051	0100-8150-0-0000-8100-430014-121-00-0000	Ongoing & Major Maint. Acct.	Maintenance Supplies	\$12.00
Total For Fund Number: 0100							\$643.85
Total Amount of Payment:							\$643.85
12737461	572	LEMOORE AUTO SUPPLY	PO - 27063	0100-8150-0-0000-8100-430014-120-00-0000	Ongoing & Major Maint. Acct.	Maintenance Supplies	\$25.09
			PO - 27063	0100-8150-0-0000-8100-430014-120-00-0000	Ongoing & Major Maint. Acct.	Maintenance Supplies	\$65.40
			PV - 29055	0100-8150-0-0000-8100-430014-323-00-0000	Ongoing & Major Maint. Acct.	Maintenance Supplies	\$11.66
			PV - 29056	0100-8150-0-0000-8100-430014-525-00-0000	Ongoing & Major Maint. Acct.	Maintenance Supplies	\$48.23
Total For Fund Number: 0100							\$150.38
Total Amount of Payment:							\$150.38
12737462	575	LEMOORE HARDWARE	PO - 27062	0100-8150-0-0000-8100-430014-525-00-0000	Ongoing & Major Maint. Acct.	Maintenance Supplies	\$7.28
			PO - 27062	0100-8150-0-0000-8100-430014-525-00-0000	Ongoing & Major Maint. Acct.	Maintenance Supplies	\$18.22
			PO - 27062	0100-8150-0-0000-8100-430014-525-00-0000	Ongoing & Major Maint. Acct.	Maintenance Supplies	\$23.36
			PO - 27062	0100-8150-0-0000-8100-430014-222-00-0000	Ongoing & Major Maint. Acct.	Maintenance Supplies	\$78.31
Total For Fund Number: 0100							\$127.17
Total Amount of Payment:							\$127.17
12737463	578	LEMOORE UNION HIGH SCH	PV - 29082	0100-1100-0-1135-1000-580007-525-00-0000	State Lottery	Transportation/not School	\$128.78
			PV - 29081	0100-1100-0-1110-1000-580007-323-00-0000	State Lottery	Transportation/not School	\$1,153.58
			PV - 29080	0100-1100-0-1135-1000-580007-222-00-0000	State Lottery	Transportation/not School	\$348.81
Total For Fund Number: 0100							\$1,631.17
Total Amount of Payment:							\$1,631.17
12737464	4842	LOPEZ, MIRELLA	PV - 29002	0100-1100-0-1110-2700-430001-323-00-0000	State Lottery	Instructional Materials/Classroom	\$17.00
Total For Fund Number: 0100							\$17.00
Total Amount of Payment:							\$17.00
12737465	616	MARTELLA, ALICIA	PV - 29076	0100-1100-0-1110-2700-430000-424-00-0000	State Lottery	Materials and Supplies	\$59.28
Total For Fund Number: 0100							\$59.28
Total Amount of Payment:							\$59.28
12737466	3537	MID VALLEY DISPOSAL	PO - 27008	0100-0000-0-1110-8200-550020-323-00-0000	Unrestricted Resources	Electricity	\$582.56
			PO - 27008	0100-0000-0-1110-8200-550020-120-00-0000	Unrestricted Resources	Electricity	\$145.64
Total For Fund Number: 0100							\$728.20
Total Amount of Payment:							\$728.20

Commercial Payment Register

For Payments Dated: 02/09/2024

Document No	Vendor No	Vendor Name	Reference No	FD - RE - PY- GO - FN - OB - SI - L1 - L2	Resource	Object	Amount
12737467	642	MILLER'S RENTALAND INC.	PV - 28997	0100-8150-0-0000-8100-560000-120-00-0000	Ongoing & Major Maint. Acct.	Rentals, Leases, Repairs and Noncapitalized Improvements	\$280.09
			PO - 27059	0100-8150-0-0000-8100-560000-222-00-0000	Ongoing & Major Maint. Acct.	Rentals, Leases, Repairs and Noncapitalized Improvements	\$418.91
Total For Fund Number: 0100							\$699.00
Total Amount of Payment:							\$699.00
12737468	3570	NUTRIEN AG SOLUTIONS	PO - 27057	0100-8150-0-0000-8100-430014-222-00-0000	Ongoing & Major Maint. Acct.	Maintenance Supplies	\$111.60
			PO - 27057	0100-8150-0-0000-8100-430014-323-00-0000	Ongoing & Major Maint. Acct.	Maintenance Supplies	\$111.61
			PO - 27057	0100-8150-0-0000-8100-430014-424-00-0000	Ongoing & Major Maint. Acct.	Maintenance Supplies	\$111.61
			PO - 27057	0100-8150-0-0000-8100-430014-525-00-0000	Ongoing & Major Maint. Acct.	Maintenance Supplies	\$111.61
			PO - 27057	0100-8150-0-0000-8100-430014-424-00-0000	Ongoing & Major Maint. Acct.	Maintenance Supplies	\$40.54
			PO - 27057	0100-8150-0-0000-8100-430014-525-00-0000	Ongoing & Major Maint. Acct.	Maintenance Supplies	\$40.54
			PO - 27057	0100-8150-0-0000-8100-430014-222-00-0000	Ongoing & Major Maint. Acct.	Maintenance Supplies	\$40.55
			PO - 27057	0100-8150-0-0000-8100-430014-323-00-0000	Ongoing & Major Maint. Acct.	Maintenance Supplies	\$40.55
Total For Fund Number: 0100							\$608.61
Total Amount of Payment:							\$608.61
12737469	3974	PBK ARCHITECTS INC.	PV - 28999	1400-0000-0-0000-8500-620000-525-00-7588	Unrestricted Resources	Buildings and Improvement of Buildings	\$900.00
Total For Fund Number: 1400							\$900.00
Total Amount of Payment:							\$900.00
12737470	4236	PERFORMANCE AIR	PV - 29007	0100-8150-0-0000-8100-560009-222-00-0000	Ongoing & Major Maint. Acct.	Outsider Services	\$4,025.04
			PV - 29006	0100-8150-0-0000-8100-560009-222-00-0000	Ongoing & Major Maint. Acct.	Outsider Services	\$4,852.75
			PV - 29008	0100-8150-0-0000-8100-560009-525-00-0000	Ongoing & Major Maint. Acct.	Outsider Services	\$1,308.85
Total For Fund Number: 0100							\$10,186.64
12737470	4236	PERFORMANCE AIR	PO - 27687	1300-5310-0-0000-3700-560000-000-00-0000	Child Nutrition - School Programs	Rentals, Leases, Repairs and Noncapitalized Improvements	\$2,641.90
Total For Fund Number: 1300							\$2,641.90
Total Amount of Payment:							\$12,828.54
12737471	761	PRODUCERS DAIRY	PV - 29039	1300-5466-0-0000-3700-470000-000-00-0000	Child Nutrition: Supply Chain Assistance (SCA) Funds	Food	\$389.14
			PV - 29040	1300-5466-0-0000-3700-470000-000-00-0000	Child Nutrition: Supply Chain Assistance (SCA) Funds	Food	\$424.30
			PV - 29036	1300-5466-0-0000-3700-470000-000-00-0000	Child Nutrition: Supply Chain Assistance (SCA) Funds	Food	\$442.14
			PV - 29038	1300-5466-0-0000-3700-470000-000-00-0000	Child Nutrition: Supply Chain Assistance (SCA) Funds	Food	\$442.14
			PV - 29037	1300-5466-0-0000-3700-470000-000-00-0000	Child Nutrition: Supply Chain Assistance (SCA) Funds	Food	\$512.99
			PV - 29034	1300-5466-0-0000-3700-470000-000-00-0000	Child Nutrition: Supply Chain Assistance (SCA) Funds	Food	\$424.30

Commercial Payment Register

For Payments Dated: 02/09/2024

Document No	Vendor No	Vendor Name	Reference No	FD - RE - PY- GO - FN - OB - SI - L1 - L2	Resource	Object	Amount
12737471	761	PRODUCERS DAIRY	PV - 29035	1300-5466-0-0000-3700-470000-000-00-0000	Child Nutrition: Supply Chain Assistance (SCA) Funds	Food	\$406.72
			PV - 29025	1300-5466-0-0000-3700-470000-000-00-0000	Child Nutrition: Supply Chain Assistance (SCA) Funds	Food	\$600.10
			PV - 29023	1300-5466-0-0000-3700-470000-000-00-0000	Child Nutrition: Supply Chain Assistance (SCA) Funds	Food	\$600.62
			PV - 29022	1300-5466-0-0000-3700-470000-000-00-0000	Child Nutrition: Supply Chain Assistance (SCA) Funds	Food	\$636.05
			PV - 29020	1300-5466-0-0000-3700-470000-000-00-0000	Child Nutrition: Supply Chain Assistance (SCA) Funds	Food	\$529.78
			PV - 29021	1300-5466-0-0000-3700-470000-000-00-0000	Child Nutrition: Supply Chain Assistance (SCA) Funds	Food	\$529.78
			PV - 29024	1300-5466-0-0000-3700-470000-000-00-0000	Child Nutrition: Supply Chain Assistance (SCA) Funds	Food	\$300.31
			PV - 29019	1300-5466-0-0000-3700-470000-000-00-0000	Child Nutrition: Supply Chain Assistance (SCA) Funds	Food	\$318.29
			PV - 29048	1300-5466-0-0000-3700-470000-000-00-0000	Child Nutrition: Supply Chain Assistance (SCA) Funds	Food	\$318.29
			PV - 29044	1300-5466-0-0000-3700-470000-000-00-0000	Child Nutrition: Supply Chain Assistance (SCA) Funds	Food	\$317.63
			PV - 29046	1300-5466-0-0000-3700-470000-000-00-0000	Child Nutrition: Supply Chain Assistance (SCA) Funds	Food	\$318.02
			PV - 29043	1300-5466-0-0000-3700-470000-000-00-0000	Child Nutrition: Supply Chain Assistance (SCA) Funds	Food	\$211.75
			PV - 29042	1300-5466-0-0000-3700-470000-000-00-0000	Child Nutrition: Supply Chain Assistance (SCA) Funds	Food	\$281.81
			PV - 29041	1300-5466-0-0000-3700-470000-000-00-0000	Child Nutrition: Supply Chain Assistance (SCA) Funds	Food	\$282.86
			PV - 29031	1300-5466-0-0000-3700-470000-000-00-0000	Child Nutrition: Supply Chain Assistance (SCA) Funds	Food	\$264.89
			PV - 29033	1300-5466-0-0000-3700-470000-000-00-0000	Child Nutrition: Supply Chain Assistance (SCA) Funds	Food	\$264.89
			PV - 29032	1300-5466-0-0000-3700-470000-000-00-0000	Child Nutrition: Supply Chain Assistance (SCA) Funds	Food	\$176.59
			PV - 29026	1300-5466-0-0000-3700-470000-000-00-0000	Child Nutrition: Supply Chain Assistance (SCA) Funds	Food	\$212.02
			PV - 29027	1300-5466-0-0000-3700-470000-000-00-0000	Child Nutrition: Supply Chain Assistance (SCA) Funds	Food	\$264.89
			PV - 29028	1300-5466-0-0000-3700-470000-000-00-0000	Child Nutrition: Supply Chain Assistance (SCA) Funds	Food	\$176.59
			PV - 29029	1300-5466-0-0000-3700-470000-000-00-0000	Child Nutrition: Supply Chain Assistance (SCA) Funds	Food	\$176.59
			PV - 29030	1300-5466-0-0000-3700-470000-000-00-0000	Child Nutrition: Supply Chain Assistance (SCA) Funds	Food	\$176.59
			PV - 29047	1300-5466-0-0000-3700-470000-000-00-0000	Child Nutrition: Supply Chain Assistance (SCA) Funds	Food	\$176.33
			PV - 29045	1300-5466-0-0000-3700-470000-000-00-0000	Child Nutrition: Supply Chain Assistance (SCA) Funds	Food	\$183.41

Commercial Payment Register

For Payments Dated: 02/09/2024

Document No	Vendor No	Vendor Name	Reference No	FD - RE - PY- GO - FN - OB - SI - L1 - L2	Resource	Object	Amount
Total For Fund Number: 1300							\$10,359.81
Total Amount of Payment:							\$10,359.81
12737472	4940	REYNOLDS, REBECCA A	PV - 28994	0100-3213-0-1191-31110-580000-000-00-0000	Elementary & Secondary School Emergency Relief III (ESSER III) Fund	Other Services and Operating Expenditures	\$416.64
			PV - 28995	0100-3213-0-1191-31110-580000-000-00-0000	Elementary & Secondary School Emergency Relief III (ESSER III) Fund	Other Services and Operating Expenditures	\$473.06
			PV - 28996	0100-3213-0-1191-31110-580000-000-00-0000	Elementary & Secondary School Emergency Relief III (ESSER III) Fund	Other Services and Operating Expenditures	\$368.90
Total For Fund Number: 0100							\$1,258.60
Total Amount of Payment:							\$1,258.60
12737473	4821	ROCHA, NICOLE	PV - 29000	0100-1100-0-1110-2700-430001-323-00-0000	State Lottery	Instructional Materials/Classroom	\$9.00
Total For Fund Number: 0100							\$9.00
Total Amount of Payment:							\$9.00
12737474	4732	ROCKWELL PRINTING INC	PV - 28993	0100-6762-0-1110-1000-410000-121-31-0101	Arts, Music, & Instructional Materials Discretionary Block Grant	Textbooks	\$1,545.89
Total For Fund Number: 0100							\$1,545.89
Total Amount of Payment:							\$1,545.89
12737475	3631	RUSSELL SIGLER INC.	PV - 29018	0100-8150-0-0000-8100-430014-525-00-0000	Ongoing & Major Maint. Acct.	Maintenance Supplies	\$47.90
Total For Fund Number: 0100							\$47.90
Total Amount of Payment:							\$47.90
12737476	882	SMART & FINAL	PV - 28989	0100-1100-0-1110-1000-430001-222-00-0000	State Lottery	Instructional Materials/Classroom	\$87.49
Total For Fund Number: 0100							\$87.49
Total Amount of Payment:							\$87.49
12737477	916	STRATFORD PUBLIC UTILITY	PO - 27004	0100-0000-0-1110-8200-550030-525-00-0000	Unrestricted Resources	Water/Sewer	\$1,775.61
			PO - 27004	0100-0000-0-1110-8200-550030-525-00-0000	Unrestricted Resources	Water/Sewer	\$941.80
			PO - 27004	0100-0000-0-1110-8200-550030-525-00-0000	Unrestricted Resources	Water/Sewer	\$941.80
Total For Fund Number: 0100							\$3,659.21
Total Amount of Payment:							\$3,659.21
12737478	1126	SWEENEY, HEIKO	PV - 29075	0100-0000-0-1110-2700-520003-222-00-0000	Unrestricted Resources	Mileage-Other	\$111.22
Total For Fund Number: 0100							\$111.22
Total Amount of Payment:							\$111.22
12737479	4169	US SOAP WEST LLC	PV - 29013	1300-5310-0-0000-3700-430000-000-00-0000	Child Nutrition - School Programs	Materials and Supplies	\$51.48
			PV - 29014	1300-5310-0-0000-3700-430000-000-00-0000	Child Nutrition - School Programs	Materials and Supplies	\$77.76
			PV - 29012	1300-5310-0-0000-3700-430000-000-00-0000	Child Nutrition - School Programs	Materials and Supplies	\$134.06
Total For Fund Number: 1300							\$263.30
Total Amount of Payment:							\$263.30

Commercial Payment Register

For Payments Dated: 02/09/2024

Document No	Vendor No	Vendor Name	Reference No	FD - RE - PY- GO - FN - OB - SI - L1 - L2	Resource	Object	Amount
12737480	3450	VINCENT COMMUNICATIONS	PO - 27653	0100-0000-0-0000-7200-580000-121-00-0000	Unrestricted Resources	Other Services and Operating Expenditures	\$450.00
						Total For Fund Number: 0100	\$450.00
						Total Amount of Payment:	\$450.00

Commercial Payment Register
For Payments Dated: 02/09/2024

District: 11 Central Union Elementary School District

Fund

Total

0100

\$40,610.68

1300

\$37,691.82

1400

\$900.00

Total # of Payments: 48

\$79,202.50

Total # of Payments: 48

Grand Total: \$ 79,202.50

**Warrant Register For Warrants
Dated 02/14/2024**

Warrant Number	Vendor Number	Vendor Name	Amount
12737950	63	AT&T	\$46.73
12737951	3342	ENFINITY	\$11,039.79
12737952	2886	LOWE'S	\$363.84

Total Amount of All Warrants: \$11,450.36



District Name: **Central Union Elementary School District**

As per the Authorized Signature Permit, the following payments are authorized as listed on the payment register.

Warrants	3	\$11,450.36
Credit Card Payments	0	
Grand Total for Payments Dated:	02/14/2024	\$11,450.36

Authorized Officer/Employee

Or

Board Members *

[Handwritten Signature]

* If this option is chosen, must have a majority of board members authorization (EC 42632)

Date _____

KCOE Examination and Approval	
By _____	Date _____

This order must be returned to KCOE prior to distribution of payments.

Commercial Payment Register For Payments Dated: 02/14/2024

Document No	Vendor No	Vendor Name	Reference No	FD - RE - PY- GO - FN - OB - SI - LI - L2	Resource	Object	Amount
12737950	63	AT&T	PO - 27014	0100-0000-0-1110-8200-590010-424-00-0000	Unrestricted Resources	Communications - Telephone	\$46.73
Total For Fund Number: 0100							\$46.73
Total Amount of Payment:							\$46.73
12737951	3342	ENFINITY	PO - 27010	0100-0000-0-1110-8200-550020-323-00-0000	Unrestricted Resources	Electricity	\$3,242.67
			PO - 27010	0100-0000-0-1110-8200-550020-525-00-0000	Unrestricted Resources	Electricity	\$3,496.57
			PO - 27010	0100-0000-0-1110-8200-550020-222-00-0000	Unrestricted Resources	Electricity	\$4,300.55
Total For Fund Number: 0100							\$11,039.79
Total Amount of Payment:							\$11,039.79
12737952	2886	LOWE'S	PO - 27061	0100-8150-0-0000-8100-430014-222-00-0000	Ongoing & Major Maint. Acct.	Maintenance Supplies	\$16.79
			PO - 27061	0100-8150-0-0000-8100-430014-222-00-0000	Ongoing & Major Maint. Acct.	Maintenance Supplies	\$9.16
			PO - 27061	0100-8150-0-0000-8100-430014-424-00-0000	Ongoing & Major Maint. Acct.	Maintenance Supplies	\$9.87
			PO - 27061	0100-8150-0-0000-8100-430014-525-00-0000	Ongoing & Major Maint. Acct.	Maintenance Supplies	\$35.64
			CM - 27063	0100-8150-0-0000-8100-430014-525-00-0000	Ongoing & Major Maint. Acct.	Maintenance Supplies	-\$26.90
			PO - 27061	0100-8150-0-0000-8100-430014-525-00-0000	Ongoing & Major Maint. Acct.	Maintenance Supplies	\$173.37
			PO - 27061	0100-8150-0-0000-8100-430014-525-00-0000	Ongoing & Major Maint. Acct.	Maintenance Supplies	\$249.17
			PO - 27061	0100-8150-0-0000-8100-430014-424-00-0000	Ongoing & Major Maint. Acct.	Maintenance Supplies	\$44.03
			PV - 29111	0100-8150-0-0000-8100-430014-120-00-0000	Ongoing & Major Maint. Acct.	Maintenance Supplies	\$16.79
Total For Fund Number: 0100							\$527.92
12737952	2886	LOWE'S	CM - 27062	1300-5310-0-0000-3700-430000-000-00-0000	Child Nutrition - School Programs	Materials and Supplies	-\$164.08
Total For Fund Number: 1300							-\$164.08
Total Amount of Payment:							\$363.84

Commercial Payment Register

For Payments Dated: 02/14/2024

District: 11 Central Union Elementary School District

Fund

Total

0100

\$11,614.44

1300

-\$164.08

Total # of Payments: 3

\$11,450.36

Total # of Payments: 3

Grand Total: \$ 11,450.36

Warrant Register For Warrants Dated 02/16/2024

Warrant Number	Vendor Number	Vendor Name	Amount
12737999	4112	ELIZABETH ALVARADO	\$100.00
12738000	4862	AMAZON CAPITAL SERVICES INC	\$6,130.69
12738001	4092	AMERICAN BUSINESS MACHINES	\$15.00
12738002	1987	CENTRAL RESTAURANT	\$8,451.81
12738003	2661	DASSEL'S PETROLEUM	\$3,606.71
12738004	4877	VERONICA FUSSNER	\$14.25
12738005	2241	ANNE GONZALES	\$84.74
12738006	4358	HOME DEPOT PRO	\$609.14
12738007	542	KINGS CO OFFICE OF EDUCATION	\$31.00
12738008	578	LEMOORE UNION HIGH SCHOOL DISTRICT	\$70,196.20
12738009	4839	BIANCA LOPEZ	\$56.28
12738010	712	OFFICE DEPOT INC	\$868.70
12738011	4301	OIL CHANGER	\$304.04
12738012	4236	PERFORMANCE AIR	\$2,481.97
12738013	2472	PRUDENT PUBLISHING	\$219.11
12738014	4981	ETHAN RIEMER	\$24.72
12738015	101	S&S WORLDWIDE	\$58.38
12738016	2038	CHRISTINE SANTOS	\$393.33
12738017	886	SO. CALIF.GAS CO	\$9,605.12
12738018	4111	KELLI SOWERS	\$41.21
12738019	926	SYSCO FOOD SERVICES OF MODESTO	\$49,475.96
12738020	1593	VERIZON WIRELESS	\$332.11

Total Amount of All Warrants: \$153,100.47



District Name: **Central Union Elementary School District**

As per the Authorized Signature Permit, the following payments are authorized as listed on the payment register.

	Warrants	22	\$153,100.47
	Credit Card Payments	0	
Grand Total for Payments Dated:	02/16/2024		\$153,100.47

Authorized Officer/Employee



Or

Board Members *

* If this option is chosen, must have a majority of board members authorization (EC 42632)

Date _____

KCOE Examination and Approval	
By _____	Date _____

This order must be returned to KCOE prior to distribution of payments.

Commercial Payment Register

For Payments Dated: 02/16/2024

Document No	Vendor No	Vendor Name	Reference No	FD - RE - PY- GO - FN - OB - SI - L1 - L2	Resource	Object	Amount
12737999	4112	ALVARADO, ELIZABETH	PV - 29143	0100-0000-0-1110-2420-430000-424-00-0000	Unrestricted Resources	Materials and Supplies	\$100.00
Total For Fund Number: 0100							\$100.00
Total Amount of Payment:							\$100.00
12738000	4862	AMAZON CAPITAL SERVICES	CM - 27070	0100-0000-0-0000-7100-430000-121-00-0000	Unrestricted Resources	Materials and Supplies	-\$6.70
			PO - 27631	0100-0000-0-0000-7200-430000-121-00-0000	Unrestricted Resources	Materials and Supplies	\$32.16
			PO - 27631	0100-0000-0-0000-7200-430000-121-00-0000	Unrestricted Resources	Materials and Supplies	\$195.47
			PV - 29129	0100-0000-0-0000-7100-430000-121-00-0000	Unrestricted Resources	Materials and Supplies	\$26.80
			PV - 29126	0100-0000-0-0000-2110-430000-121-00-0000	Unrestricted Resources	Materials and Supplies	\$10.71
			PV - 29130	0100-0000-0-0000-7100-430000-121-00-0000	Unrestricted Resources	Materials and Supplies	\$9.64
			PV - 29137	0100-0000-0-0000-2110-430000-121-00-0000	Unrestricted Resources	Materials and Supplies	\$14.99
			PV - 29132	0100-0000-0-0000-7100-430000-121-00-0000	Unrestricted Resources	Materials and Supplies	\$20.36
			PV - 29127	0100-0000-0-0000-2110-430000-121-00-0000	Unrestricted Resources	Materials and Supplies	\$34.32
			PV - 29128	0100-0000-0-0000-2110-430000-121-00-0000	Unrestricted Resources	Materials and Supplies	\$64.34
			PV - 29125	0100-0000-0-0000-2110-430000-121-00-0000	Unrestricted Resources	Materials and Supplies	\$70.77
			PV - 29124	0100-0000-0-0000-2110-430000-121-00-0000	Unrestricted Resources	Materials and Supplies	\$45.58
			PV - 29134	0100-0000-0-0000-7490-430000-121-00-0000	Unrestricted Resources	Materials and Supplies	\$48.93
			PV - 29133	0100-0000-0-0000-7100-430000-121-00-0000	Unrestricted Resources	Materials and Supplies	\$48.94
			PV - 29131	0100-0000-0-0000-7100-430000-121-00-0000	Unrestricted Resources	Materials and Supplies	\$134.01
			PV - 29136	0100-0050-0-0000-7700-430000-121-00-0000	Classroom Standards	Materials and Supplies	\$504.48
			PV - 29135	0100-0050-0-0000-7700-430000-121-00-0000	Classroom Standards	Materials and Supplies	\$252.24
			PO - 27621	0100-0050-0-0000-7700-430000-121-00-0000	Classroom Standards	Materials and Supplies	\$394.97
			PO - 27638	0100-0050-0-0000-7700-430000-121-00-0000	Classroom Standards	Materials and Supplies	\$538.29
			PO - 27660	0100-0050-0-0000-7700-430000-121-00-0000	Classroom Standards	Materials and Supplies	\$897.15
			PO - 27667	0100-0050-0-0000-7700-430000-121-00-0000	Classroom Standards	Materials and Supplies	\$114.16
			PO - 27660	0100-0050-0-0000-7700-430000-121-00-0000	Classroom Standards	Materials and Supplies	\$293.84
			PO - 27667	0100-0050-0-0000-7700-430000-121-00-0000	Classroom Standards	Materials and Supplies	\$727.76
			PO - 27660	0100-0050-0-0000-7700-430000-121-00-0000	Classroom Standards	Materials and Supplies	\$23.22
			CM - 27073	0100-0050-0-0000-7700-430000-121-00-0000	Classroom Standards	Materials and Supplies	-\$14.69
			CM - 27069	0100-0050-0-0000-7700-430000-121-00-0000	Classroom Standards	Materials and Supplies	-\$19.72
			CM - 27071	0100-0050-0-0000-7700-430000-121-00-0000	Classroom Standards	Materials and Supplies	-\$80.75
			CM - 27074	0100-0050-0-0000-7700-430000-121-00-0000	Classroom Standards	Materials and Supplies	-\$134.58
			PO - 27660	0100-0050-0-0000-7700-430000-121-00-0000	Classroom Standards	Materials and Supplies	\$2.99
			PO - 27667	0100-0050-0-0000-7700-430000-121-00-0000	Classroom Standards	Materials and Supplies	\$14.97
			PO - 27660	0100-0050-0-0000-7700-430000-121-00-0000	Classroom Standards	Materials and Supplies	\$8.32
			PO - 27660	0100-0050-0-0000-7700-430000-121-00-0000	Classroom Standards	Materials and Supplies	\$8.57

Commercial Payment Register
For Payments Dated: 02/16/2024

Document No	Vendor No	Vendor Name	Reference No	FD - RE - PY - GO - FN - OB - SI - LI - L2	Resource	Object	Amount
12738000	4862	AMAZON CAPITAL SERVICES	PO - 27660	0100-0050-0-0000-7700-430000-121-00-0000	Classroom Standards	Materials and Supplies	\$10.71
			PO - 27660	0100-0050-0-0000-7700-430000-121-00-0000	Classroom Standards	Materials and Supplies	\$14.12
			PO - 27666	0100-1100-0-1110-1000-430021-525-00-0000	State Lottery	Allowance	\$301.80
			PO - 27647	0100-1100-0-1110-1000-430001-424-00-0000	State Lottery	Instructional Materials/Classroom	\$315.68
			PO - 27646	0100-1100-0-1110-1000-430000-222-00-0000	State Lottery	Materials and Supplies	\$18.22
			PO - 27646	0100-1100-0-1110-1000-430000-222-00-0000	State Lottery	Materials and Supplies	\$18.43
			PO - 27665	0100-1100-0-1110-1000-430000-222-00-0000	State Lottery	Materials and Supplies	\$23.58
			PO - 27646	0100-1100-0-1110-1000-430000-222-00-0000	State Lottery	Materials and Supplies	\$26.79
			PO - 27644	0100-1100-0-1110-1000-430000-222-00-0000	State Lottery	Materials and Supplies	\$26.81
			PO - 27644	0100-1100-0-1110-1000-430000-222-00-0000	State Lottery	Materials and Supplies	\$27.24
			PO - 27645	0100-1100-0-1110-1000-430000-222-00-0000	State Lottery	Materials and Supplies	\$29.29
			PO - 27646	0100-1100-0-1110-1000-430000-222-00-0000	State Lottery	Materials and Supplies	\$32.16
			PO - 27671	0100-6762-0-1133-1000-430001-525-39-0000	Arts, Music, & Instructional Materials Discretionary Block Grant	Instructional Materials/Classroom	\$318.23
			CM - 27072	0100-6762-0-1133-1000-430001-525-39-0000	Arts, Music, & Instructional Materials Discretionary Block Grant	Instructional Materials/Classroom	-\$1.35
			PO - 27654	0100-6762-0-1133-1000-430001-525-39-0000	Arts, Music, & Instructional Materials Discretionary Block Grant	Instructional Materials/Classroom	\$19.32
			PO - 27654	0100-6762-0-1133-1000-430001-525-39-0000	Arts, Music, & Instructional Materials Discretionary Block Grant	Instructional Materials/Classroom	\$14.99
			PO - 27654	0100-6762-0-1133-1000-430001-525-39-0000	Arts, Music, & Instructional Materials Discretionary Block Grant	Instructional Materials/Classroom	\$66.47
			PO - 27654	0100-6762-0-1133-1000-430001-525-39-0000	Arts, Music, & Instructional Materials Discretionary Block Grant	Instructional Materials/Classroom	\$41.80
			PO - 27654	0100-6762-0-1133-1000-430001-525-39-0000	Arts, Music, & Instructional Materials Discretionary Block Grant	Instructional Materials/Classroom	\$57.02
			PO - 27654	0100-6762-0-1133-1000-430001-525-39-0000	Arts, Music, & Instructional Materials Discretionary Block Grant	Instructional Materials/Classroom	\$19.32
			PO - 27650	0100-8150-0-0000-8100-430014-323-00-0000	Ongoing & Major Maint. Acct.	Maintenance Supplies	\$166.38
			PO - 27650	0100-8150-0-0000-8100-430014-222-00-0000	Ongoing & Major Maint. Acct.	Maintenance Supplies	\$42.89
			PO - 27650	0100-8150-0-0000-8100-430014-424-00-0000	Ongoing & Major Maint. Acct.	Maintenance Supplies	\$29.77
			PO - 27650	0100-8150-0-0000-8100-430014-222-00-0000	Ongoing & Major Maint. Acct.	Maintenance Supplies	\$84.90
			PO - 27650	0100-8150-0-0000-8100-430014-323-00-0000	Ongoing & Major Maint. Acct.	Maintenance Supplies	\$132.59
			CM - 27075	0100-8150-0-0000-8100-430014-323-00-0000	Ongoing & Major Maint. Acct.	Maintenance Supplies	-\$47.13

Commercial Payment Register

For Payments Dated: 02/16/2024

Document No	Vendor No	Vendor Name	Reference No	FD - RE - PY- GO - FN - OB - SI - L1 - L2	Resource	Object	Amount
12738000	4862	AMAZON CAPITAL SERVICES	PO - 27650	0100-8150-0-0000-8100-430014-424-00-0000	Ongoing & Major Maint. Acct.	Maintenance Supplies	\$8.03
			PO - 27650	0100-8150-0-0000-8100-430014-323-00-0000	Ongoing & Major Maint. Acct.	Maintenance Supplies	\$14.21
			CM - 27076	0100-8150-0-0000-8100-430014-323-00-0000	Ongoing & Major Maint. Acct.	Maintenance Supplies	-\$37.95
Total For Fund Number: 0100							\$6,055.86
12738000	4862	AMAZON CAPITAL SERVICES	PO - 27652	1300-5310-0-0000-3700-430000-000-00-0000	Child Nutrition - School Programs	Materials and Supplies	\$53.61
			PO - 27652	1300-5310-0-0000-3700-430000-000-00-0000	Child Nutrition - School Programs	Materials and Supplies	\$10.71
			PO - 27652	1300-5310-0-0000-3700-430000-000-00-0000	Child Nutrition - School Programs	Materials and Supplies	\$10.51
Total For Fund Number: 1300							\$74.83
Total Amount of Payment:							\$6,130.69
12738001	4092	AMERICAN BUSINESS MACH	PV - 29141	0100-0000-0-0000-7200-430000-121-00-0000	Unrestricted Resources	Materials and Supplies	\$15.00
			Total For Fund Number: 0100				
Total Amount of Payment:							\$15.00
12738002	1987	CENTRAL RESTAURANT	PO - 27682	0100-7032-0-0000-3700-440000-525-00-0000	Child Nutrition: Kitchen Infrastructure & Training Funds 2022	Equipment-Non Depreciated	\$8,451.81
			Total For Fund Number: 0100				
Total Amount of Payment:							\$8,451.81
12738003	2661	DASSEL'S PETROLEUM	PO - 27459	0100-8150-0-0000-8100-430010-120-00-0000	Ongoing & Major Maint. Acct.	Matl & Suppl. -Gasoline/Diesel Fuel	\$3,606.71
			Total For Fund Number: 0100				
Total Amount of Payment:							\$3,606.71
12738004	4877	FUSSNER, VERONICA	PV - 29117	0100-1100-0-1110-1000-430001-323-00-0000	State Lottery	Instructional Materials/Classroom	\$14.25
			Total For Fund Number: 0100				
Total Amount of Payment:							\$14.25
12738005	2241	GONZALES, ANNE	PV - 29144	0100-1100-0-1110-2700-430001-323-00-0000	State Lottery	Instructional Materials/Classroom	\$84.74
			Total For Fund Number: 0100				
Total Amount of Payment:							\$84.74
12738006	4358	HOME DEPOT PRO	PV - 29139	0100-8150-0-0000-8100-430014-222-00-0000	Ongoing & Major Maint. Acct.	Maintenance Supplies	\$27.82
			PV - 29140	0100-8150-0-0000-8100-430014-120-00-0000	Ongoing & Major Maint. Acct.	Maintenance Supplies	\$30.95
			PO - 27071	0100-8150-0-0000-8100-430014-424-00-0000	Ongoing & Major Maint. Acct.	Maintenance Supplies	\$299.98
			PO - 27071	0100-8150-0-0000-8100-430014-525-00-0000	Ongoing & Major Maint. Acct.	Maintenance Supplies	\$174.80
			PO - 27071	0100-8150-0-0000-8100-430014-525-00-0000	Ongoing & Major Maint. Acct.	Maintenance Supplies	\$75.59
Total For Fund Number: 0100							\$609.14
Total Amount of Payment:							\$609.14
12738007	542	KINGS CO OFFICE OF EDUCA	PV - 29142	0100-0000-0-0000-7200-580000-121-00-0000	Unrestricted Resources	Other Services and Operating Expenditures	\$31.00
			Total For Fund Number: 0100				
Total Amount of Payment:							\$31.00

Commercial Payment Register For Payments Dated: 02/16/2024

Document No	Vendor No	Vendor Name	Reference No	FD - RE - PY - GO - FN - OB - SI - L1 - L2	Resource	Object	Amount
12738008	578	LEMOORE UNION HIGH SCH	PV - 29120	0100-0333-0-0000-3600-510000-121-00-0000	LCFF Transportation Funding	Subagreement for Services	\$70,196.20
Total For Fund Number: 0100							\$70,196.20
Total Amount of Payment:							\$70,196.20
12738009	4839	LOPEZ, BIANCA	PV - 29112	0100-0000-0-1110-8200-520003-120-00-0000	Unrestricted Resources	Mileage-Other	\$56.28
Total For Fund Number: 0100							\$56.28
Total Amount of Payment:							\$56.28
12738010	712	OFFICE DEPOT INC	PO - 27637	0100-0050-0-0000-7700-430000-121-00-0000	Classroom Standards	Materials and Supplies	\$503.97
			PV - 29138	0100-1100-0-1110-1000-430000-222-00-0000	State Lottery	Materials and Supplies	\$55.98
			PO - 27641	0100-1100-0-1110-1000-430001-323-00-0000	State Lottery	Instructional Materials/Classroom	\$155.51
			PO - 27642	0100-1100-0-1110-1000-430000-222-00-0000	State Lottery	Materials and Supplies	\$81.51
			PO - 27643	0100-1100-0-1110-1000-430001-424-00-0000	State Lottery	Instructional Materials/Classroom	\$71.73
Total For Fund Number: 0100							\$868.70
Total Amount of Payment:							\$868.70
12738011	4301	OIL CHANGER	PV - 29121	0100-8150-0-0000-8100-580000-120-00-0000	Ongoing & Major Maint. Acct.	Other Services and Operating Expenditures	\$108.61
			PV - 29122	0100-8150-0-0000-8100-580000-120-00-0000	Ongoing & Major Maint. Acct.	Other Services and Operating Expenditures	\$127.90
			CM - 27064	0100-8150-0-0000-8100-580000-120-00-0000	Ongoing & Major Maint. Acct.	Other Services and Operating Expenditures	-\$10.40
			CM - 27065	0100-8150-0-0000-8100-580000-120-00-0000	Ongoing & Major Maint. Acct.	Other Services and Operating Expenditures	-\$12.20
			CM - 27066	0100-8150-0-0000-8100-580000-424-00-0000	Ongoing & Major Maint. Acct.	Other Services and Operating Expenditures	-\$9.50
			PO - 27056	0100-8150-0-0000-8100-580000-424-00-0000	Ongoing & Major Maint. Acct.	Other Services and Operating Expenditures	\$99.63
Total For Fund Number: 0100							\$304.04
Total Amount of Payment:							\$304.04
12738012	4236	PERFORMANCE AIR	PV - 29114	0100-8150-0-0000-8100-560009-525-00-0000	Ongoing & Major Maint. Acct.	Outsider Services	\$1,225.37
			PV - 29113	0100-8150-0-0000-8100-560009-222-00-0000	Ongoing & Major Maint. Acct.	Outsider Services	\$1,256.60
Total For Fund Number: 0100							\$2,481.97
Total Amount of Payment:							\$2,481.97
12738013	2472	PRUDENT PUBLISHING	PV - 29119	0100-0000-0-1110-2700-430000-222-00-0000	Unrestricted Resources	Materials and Supplies	\$219.11
Total For Fund Number: 0100							\$219.11
Total Amount of Payment:							\$219.11
12738014	4981	RIEMER, ETHAN	PV - 29118	0100-1100-0-1110-2700-430000-323-00-0000	State Lottery	Materials and Supplies	\$24.72
Total For Fund Number: 0100							\$24.72
Total Amount of Payment:							\$24.72
12738015	101	S&S WORLDWIDE	PO - 27670	0100-1100-0-1110-1000-430001-525-00-0000	State Lottery	Instructional Materials/Classroom	\$58.38
Total For Fund Number: 0100							\$58.38

Commercial Payment Register For Payments Dated: 02/16/2024

Document No	Vendor No	Vendor Name	Reference No	FD - RE - PY- GO - FN - OB - SI - LI - L2	Resource	Object	Amount
Total Amount of Payment:							<u>\$58.38</u>
12738016	2038	SANTOS, CHRISTINE	PV - 29116	0100-1100-0-1110-1000-430001-323-00-0000	State Lottery	Instructional Materials/Classroom	\$393.33
Total For Fund Number: 0100							<u>\$393.33</u>
Total Amount of Payment:							<u>\$393.33</u>
12738017	886	SO. CALIF.GAS CO	PO - 27005	0100-0000-0-1110-8200-550010-525-00-0000	Unrestricted Resources	Gas	\$87.79
			PO - 27005	0100-0000-0-1110-8200-550010-323-00-0000	Unrestricted Resources	Gas	\$130.38
			PO - 27005	0100-0000-0-1110-8200-550010-323-00-0000	Unrestricted Resources	Gas	\$1,237.04
			PO - 27005	0100-0000-0-1110-8200-550010-323-00-0000	Unrestricted Resources	Gas	\$359.20
			PO - 27005	0100-0000-0-1110-8200-550010-525-00-0000	Unrestricted Resources	Gas	\$1,895.76
			PO - 27005	0100-0000-0-1110-8200-550010-424-00-0000	Unrestricted Resources	Gas	\$2,121.63
			PO - 27005	0100-0000-0-1110-8200-550010-222-00-0000	Unrestricted Resources	Gas	\$3,773.32
Total For Fund Number: 0100							<u>\$9,605.12</u>
Total Amount of Payment:							<u>\$9,605.12</u>
12738018	4111	SOWERS, KELLI	PV - 29115	0100-0000-0-1110-3120-520003-121-00-0000	Unrestricted Resources	Mileage-Other	\$41.21
Total For Fund Number: 0100							<u>\$41.21</u>
Total Amount of Payment:							<u>\$41.21</u>
12738019	926	SYSCO FOOD SERVICES OF N	PV - 29123	0100-0000-0-1110-2495-430000-424-31-0201	Unrestricted Resources	Materials and Supplies	\$151.98
Total For Fund Number: 0100							<u>\$151.98</u>
12738019	926	SYSCO FOOD SERVICES OF N	PO - 27233	1300-5310-0-0000-3700-470001-000-00-0000	Child Nutrition - School Programs	Food - Lunch Program	\$2,815.23
			PO - 27233	1300-5310-0-0000-3700-470001-000-00-0000	Child Nutrition - School Programs	Food - Lunch Program	\$2,852.45
			PO - 27233	1300-5310-0-0000-3700-470001-000-00-0000	Child Nutrition - School Programs	Food - Lunch Program	\$3,164.38
			PO - 27233	1300-5310-0-0000-3700-470001-000-00-0000	Child Nutrition - School Programs	Food - Lunch Program	\$1,814.82
			PO - 27233	1300-5310-0-0000-3700-470001-000-00-0000	Child Nutrition - School Programs	Food - Lunch Program	\$166.20
			PO - 27233	1300-5310-0-0000-3700-470000-000-00-0000	Child Nutrition - School Programs	Food	\$54.56
			PO - 27233	1300-5310-0-0000-3700-470004-000-00-0000	Child Nutrition - School Programs	A LA Carte	\$31.62
			PO - 27233	1300-5310-0-0000-3700-470004-000-00-0000	Child Nutrition - School Programs	A LA Carte	\$37.64
			PO - 27233	1300-5310-0-0000-3700-470000-000-00-0000	Child Nutrition - School Programs	Food	\$44.88
			PO - 27233	1300-5310-0-0000-3700-470000-000-00-0000	Child Nutrition - School Programs	Food	\$102.49
			PO - 27233	1300-5310-0-0000-3700-470004-000-00-0000	Child Nutrition - School Programs	A LA Carte	\$76.26
			PO - 27233	1300-5310-0-0000-3700-470000-000-00-0000	Child Nutrition - School Programs	Food	\$65.35
			PO - 27233	1300-5310-0-0000-3700-470000-000-00-0000	Child Nutrition - School Programs	Food	\$74.79
			PO - 27233	1300-5310-0-0000-3700-470001-000-00-0000	Child Nutrition - School Programs	Food - Lunch Program	\$97.92
			PO - 27233	1300-5310-0-0000-3700-470000-000-00-0000	Child Nutrition - School Programs	Food	\$14.66
			CM - 27068	1300-5310-0-0000-3700-470001-000-00-0000	Child Nutrition - School Programs	Food - Lunch Program	-\$22.70
			CM - 27067	1300-5310-0-0000-3700-470004-000-00-0000	Child Nutrition - School Programs	A LA Carte	-\$75.46

Commercial Payment Register
For Payments Dated: 02/16/2024

Table with columns: Document No, Vendor No, Vendor Name, Reference No, FD - RE - PY- GO - FN - OB - SI - LI - L2, Resource, Object, Amount. Includes entries for SYSCO FOOD SERVICES OF N and VERIZON WIRELESS with detailed line items and totals.

Commercial Payment Register
For Payments Dated: 02/16/2024

District: 11 Central Union Elementary School District

Fund

0100

1300

Total

\$103,701.66

\$49,398.81

\$153,100.47

Total # of Payments: 22

Total # of Payments: 22

Grand Total: \$ 153,100.47

Warrant Register For Warrants Dated 02/23/2024

Warrant Number	Vendor Number	Vendor Name	Amount
12738479	2796	AT&T	\$1,040.75
12738480	4836	JAMIE AUGUSTO	\$38.54
12738481	4314	CANON FINANCIAL SERVICES INC	\$4,501.72
12738482	1208	CBS DOORS INC.	\$48.91
12738483	281	JENNIFER DERAAD	\$65.37
12738484	2800	CARRIE DOZIER	\$1,174.51
12738485	2250	EAI EDUCATION	\$482.89
12738486	3586	CATALINA ESCOBEDO	\$377.62
12738487	2309	EXPLORELEARNING	\$12,946.50
12738488	3244	FASTENAL COMPANY	\$155.46
12738489	4877	VERONICA FUSSNER	\$285.42
12738490	3983	BRITTANY GATELY	\$122.79
12738491	2241	ANNE GONZALES	\$448.64
12738492	473	HOME DEPOT	\$1,846.07
12738493	4358	HOME DEPOT PRO	\$396.73
12738494	1876	KINGS COUNTY PIPE & SUPPLY	\$20.45
12738495	4842	MIRELLA LOPEZ	\$386.01
12738496	598	LOZANO SMITH	\$553.25
12738497	3954	MCGRAW HILL EDUCATION	\$2,954.25
12738498	2921	PEARSON	\$144.57
12738499	4236	PERFORMANCE AIR	\$1,273.18
12738500	746	PITNEY BOWES	\$89.01
12738501	3259	PURCHASE POWER	\$17.00
12738502	4395	RAPTOR TECHNOLOGIES	\$112.61
12738503	4821	NICOLE ROCHA	\$279.43
12738504	935	TERMINIX INTL	\$7,769.00
12738505	3984	US BANK (ADDINGTON)	\$259.10
12738506	3986	US BANK (FULLERTON)	\$5,997.43
12738507	3985	US BANK (SANTAMARIA)	\$6,734.76
12738508	1008	WENGER CORP.	\$403.12

Total Amount of All Warrants:

\$50,925.09




District Name: **Central Union Elementary School District**

As per the Authorized Signature Permit, the following payments are authorized as listed on the payment register.

	Warrants	30	\$50,925.09
	Credit Card Payments	0	
Grand Total for Payments Dated:	02/23/2024		\$50,925.09

Authorized Officer/Employee



Or

Board Members *

* If this option is chosen, must have a majority of board members authorization (EC 42632)

Date _____

KCOE Examination and Approval

By _____

Date _____

This order must be returned to KCOE prior to distribution of payments.

Commercial Payment Register

For Payments Dated: 02/23/2024

Document No	Vendor No	Vendor Name	Reference No	FD - RE - PY- GO - FN - OB - SI - LI - L2	Resource	Object	Amount
12738479	2796	AT&T	PO - 27012	0100-0000-0-0000-7200-590010-121-00-0000	Unrestricted Resources	Communications - Telephone	\$34.93
			PO - 27012	0100-0000-0-0000-8200-590010-121-00-0000	Unrestricted Resources	Communications - Telephone	\$441.97
			PO - 27012	0100-0000-0-0000-8200-590010-121-00-0000	Unrestricted Resources	Communications - Telephone	\$266.56
			PO - 27012	0100-0000-0-1110-8200-590010-222-00-0000	Unrestricted Resources	Communications - Telephone	\$59.07
			PO - 27012	0100-0000-0-1110-8200-590010-525-00-0000	Unrestricted Resources	Communications - Telephone	\$113.57
			PO - 27012	0100-0000-0-1110-8200-590010-424-00-0000	Unrestricted Resources	Communications - Telephone	\$124.65
					Total For Fund Number: 0100		\$1,040.75
					Total Amount of Payment:		\$1,040.75
12738480	4836	AUGUSTO, JAMIE	PV - 29179	0100-3218-0-0000-7410-520000-121-00-0000	ELO Grant: ESSER III State Reserve Emergency Needs	Travel and Conferences	\$38.54
					Total For Fund Number: 0100		\$38.54
					Total Amount of Payment:		\$38.54
12738481	4314	CANON FINANCIAL SERVICE	PO - 27299	0100-0000-0-0000-7200-560000-121-00-0000	Unrestricted Resources	Rentals, Leases, Repairs and Noncapitalized Improvements	\$4,501.72
					Total For Fund Number: 0100		\$4,501.72
					Total Amount of Payment:		\$4,501.72
12738482	1208	CBS DOORS INC.	PV - 29174	0100-8150-0-0000-8100-430014-222-00-0000	Ongoing & Major Maint. Acct.	Maintenance Supplies	\$48.91
					Total For Fund Number: 0100		\$48.91
					Total Amount of Payment:		\$48.91
12738483	281	DERAAD, JENNIFER	PV - 29175	0100-1100-0-1110-1000-430000-525-00-0000	State Lottery	Materials and Supplies	\$65.37
					Total For Fund Number: 0100		\$65.37
					Total Amount of Payment:		\$65.37
12738484	2800	DOZIER, CARRIE	PV - 29151	0100-0000-0-1110-3140-580022-121-00-0000	Unrestricted Resources	Professional Development	\$1,174.51
					Total For Fund Number: 0100		\$1,174.51
					Total Amount of Payment:		\$1,174.51
12738485	2250	EAI EDUCATION	PO - 27694	0100-0000-0-1110-1000-430001-121-00-0000	Unrestricted Resources	Instructional Materials/Classroom	\$482.89
					Total For Fund Number: 0100		\$482.89
					Total Amount of Payment:		\$482.89
12738486	3586	ESCOBEDO, CATALINA	PV - 29176	0100-3218-0-0000-7410-520000-121-00-0000	ELO Grant: ESSER III State Reserve Emergency Needs	Travel and Conferences	\$377.62
					Total For Fund Number: 0100		\$377.62
					Total Amount of Payment:		\$377.62
12738487	2309	EXPLORELEARNING	CM - 27078	0100-7210-0-1110-1000-580011-525-00-0000	American Indian Education	Software License Renewals	-\$2,196.67
			PO - 27696	0100-7210-0-1110-1000-580011-525-00-0000	American Indian Education	Software License Renewals	\$15,143.17
					Total For Fund Number: 0100		\$12,946.50
					Total Amount of Payment:		\$12,946.50
12738488	3244	FASTENAL COMPANY	PO - 27673	0100-0038-0-1110-1000-430000-424-00-0000	Donations	Materials and Supplies	\$155.46
					Total For Fund Number: 0100		\$155.46

Commercial Payment Register
For Payments Dated: 02/23/2024

Document No	Vendor No	Vendor Name	Reference No	FD - RE - PY- GO - FN - OB - SI - LI - L2	Resource	Object	Amount
Total Amount of Payment:							\$155.46
12738489	4877	FUSSNER, VERONICA	PV - 29177	0100-3218-0-0000-7410-520000-121-00-0000	ELO Grant: ESSER III State Reserve Emergency Needs	Travel and Conferences	\$285.42
Total For Fund Number: 0100							\$285.42
Total Amount of Payment:							\$285.42
12738490	3983	GATELY, BRITTANY	PV - 29147	0100-1100-0-1110-1000-430001-424-00-0000	State Lottery	Instructional Materials/Classroom	\$8.57
			PV - 29148	0100-1100-0-1110-2700-430000-424-00-0000	State Lottery	Materials and Supplies	\$114.22
Total For Fund Number: 0100							\$122.79
Total Amount of Payment:							\$122.79
12738491	2241	GONZALES, ANNE	PV - 29181	0100-3218-0-0000-7410-520000-121-00-0000	ELO Grant: ESSER III State Reserve Emergency Needs	Travel and Conferences	\$448.64
Total For Fund Number: 0100							\$448.64
Total Amount of Payment:							\$448.64
12738492	473	HOME DEPOT	PO - 27390	0100-8150-0-0000-8100-430014-323-00-0000	Ongoing & Major Maint. Acct.	Maintenance Supplies	\$369.21
			PO - 27390	0100-8150-0-0000-8100-430014-424-00-0000	Ongoing & Major Maint. Acct.	Maintenance Supplies	\$369.21
			PO - 27390	0100-8150-0-0000-8100-430014-525-00-0000	Ongoing & Major Maint. Acct.	Maintenance Supplies	\$369.21
			PO - 27390	0100-8150-0-0000-8100-430014-120-00-0000	Ongoing & Major Maint. Acct.	Maintenance Supplies	\$369.22
			PO - 27390	0100-8150-0-0000-8100-430014-222-00-0000	Ongoing & Major Maint. Acct.	Maintenance Supplies	\$369.22
Total For Fund Number: 0100							\$1,846.07
Total Amount of Payment:							\$1,846.07
12738493	4358	HOME DEPOT PRO	PV - 29146	0100-8150-0-0000-8100-430014-222-00-0000	Ongoing & Major Maint. Acct.	Maintenance Supplies	\$6.39
			PV - 29145	0100-8150-0-0000-8100-430014-222-00-0000	Ongoing & Major Maint. Acct.	Maintenance Supplies	\$181.42
			PO - 27071	0100-8150-0-0000-8100-430014-424-00-0000	Ongoing & Major Maint. Acct.	Maintenance Supplies	\$103.16
			PO - 27071	0100-8150-0-0000-8100-430014-323-00-0000	Ongoing & Major Maint. Acct.	Maintenance Supplies	\$52.88
			PO - 27071	0100-8150-0-0000-8100-430014-424-00-0000	Ongoing & Major Maint. Acct.	Maintenance Supplies	\$52.88
Total For Fund Number: 0100							\$396.73
Total Amount of Payment:							\$396.73
12738494	1876	KINGS COUNTY PIPE & SUPP	PO - 27067	0100-8150-0-0000-8100-430014-424-00-0000	Ongoing & Major Maint. Acct.	Maintenance Supplies	\$20.45
Total For Fund Number: 0100							\$20.45
Total Amount of Payment:							\$20.45
12738495	4842	LOPEZ, MIRELLA	PV - 29178	0100-3218-0-0000-7410-520000-121-00-0000	ELO Grant: ESSER III State Reserve Emergency Needs	Travel and Conferences	\$386.01
Total For Fund Number: 0100							\$386.01
Total Amount of Payment:							\$386.01
12738496	598	LOZANO SMITH	PO - 27025	0100-0000-0-0000-7100-580010-121-00-0000	Unrestricted Resources	Prof. Serv & Oper. Exp.- Legal	\$39.50
			PO - 27025	0100-0000-0-0000-7100-580010-121-00-0000	Unrestricted Resources	Prof. Serv & Oper. Exp.- Legal	\$513.75
Total For Fund Number: 0100							\$553.25
Total Amount of Payment:							\$553.25

Commercial Payment Register For Payments Dated: 02/23/2024

Document No	Vendor No	Vendor Name	Reference No	FD - RE - PY- GO - FN - OB - SI - LI - L2	Resource	Object	Amount
12738497	3954	MCGRAW HILL EDUCATION	PO - 27639	0100-6762-0-1110-1000-410000-121-31-0101	Arts, Music, & Instructional Materials Discretionary Block Grant	Textbooks	\$2,954.25
Total For Fund Number: 0100							\$2,954.25
Total Amount of Payment:							\$2,954.25
12738498	2921	PEARSON	PO - 27693	0100-6500-0-5760-1110-430000-000-00-0000	Special Education	Materials and Supplies	\$144.57
Total For Fund Number: 0100							\$144.57
Total Amount of Payment:							\$144.57
12738499	4236	PERFORMANCE AIR	PV - 29172	0100-8150-0-0000-8100-560009-222-00-0000	Ongoing & Major Maint. Acct.	Outsider Services	\$290.00
			PV - 29173	0100-8150-0-0000-8100-560009-222-00-0000	Ongoing & Major Maint. Acct.	Outsider Services	\$290.00
			PV - 29171	0100-8150-0-0000-8100-560009-222-00-0000	Ongoing & Major Maint. Acct.	Outsider Services	\$693.18
Total For Fund Number: 0100							\$1,273.18
Total Amount of Payment:							\$1,273.18
12738500	746	PITNEY BOWES	PO - 27703	0100-0000-0-0000-7200-430000-121-00-0000	Unrestricted Resources	Materials and Supplies	\$89.01
Total For Fund Number: 0100							\$89.01
Total Amount of Payment:							\$89.01
12738501	3259	PURCHASE POWER	PO - 27215	0100-0000-0-0000-7200-560000-121-00-0000	Unrestricted Resources	Rentals, Leases, Repairs and Noncapitalized Improvements	\$17.00
Total For Fund Number: 0100							\$17.00
Total Amount of Payment:							\$17.00
12738502	4395	RAPTOR TECHNOLOGIES	PO - 27656	0100-1100-0-1110-1000-430000-525-00-0000	State Lottery	Materials and Supplies	\$112.61
Total For Fund Number: 0100							\$112.61
Total Amount of Payment:							\$112.61
12738503	4821	ROCHA, NICOLE	PV - 29180	0100-3218-0-0000-7410-520000-121-00-0000	ELO Grant: ESSER III State Reserve Emergency Needs	Travel and Conferences	\$279.43
Total For Fund Number: 0100							\$279.43
Total Amount of Payment:							\$279.43
12738504	935	TERMINIX INTL	PV - 29149	0100-0000-0-1110-8200-550070-525-00-0000	Unrestricted Resources	Pest Control	\$6,899.00
			PV - 29150	0100-0000-0-1110-8200-550070-525-00-0000	Unrestricted Resources	Pest Control	\$870.00
Total For Fund Number: 0100							\$7,769.00
Total Amount of Payment:							\$7,769.00
12738505	3984	US BANK (ADDINGTON)	PV - 29170	0100-0000-0-0000-7100-520000-121-00-0000	Unrestricted Resources	Travel and Conferences	\$259.10
Total For Fund Number: 0100							\$259.10
Total Amount of Payment:							\$259.10
12738506	3986	US BANK (FULLERTON)	PV - 29162	0100-0000-0-0000-7100-520000-121-00-0000	Unrestricted Resources	Travel and Conferences	\$275.00
			PV - 29161	0100-0000-0-0000-7100-520000-121-00-0000	Unrestricted Resources	Travel and Conferences	\$195.00
			PV - 29163	0100-6266-0-0000-7410-520000-121-36-0204	Educator Effectiveness, FY 2021-22	Travel and Conferences	\$372.20

Commercial Payment Register

For Payments Dated: 02/23/2024

Document No	Vendor No	Vendor Name	Reference No	FD - RE - PY- GO - FN - OB - SI - L1 - L2	Resource	Object	Amount
12738506	3986	US BANK (FULLERTON)	PV - 29164	0100-6266-0-0000-7410-520000-121-36-0204	Educator Effectiveness, FY 2021-22	Travel and Conferences	\$372.20
			PV - 29165	0100-6266-0-0000-7410-520000-121-36-0204	Educator Effectiveness, FY 2021-22	Travel and Conferences	\$372.20
			PV - 29166	0100-6266-0-0000-7410-520000-121-36-0204	Educator Effectiveness, FY 2021-22	Travel and Conferences	\$372.20
			PV - 29167	0100-6266-0-0000-7410-520000-121-36-0204	Educator Effectiveness, FY 2021-22	Travel and Conferences	\$372.20
			PV - 29168	0100-6266-0-0000-7410-520000-121-36-0204	Educator Effectiveness, FY 2021-22	Travel and Conferences	\$372.20
			PV - 29169	0100-6266-0-0000-7410-520000-121-36-0204	Educator Effectiveness, FY 2021-22	Travel and Conferences	\$372.20
			PO - 27635	0100-7032-0-0000-0000-430000-000-00-0000	Child Nutrition: Kitchen Infrastructure & Training Funds 2022	Materials and Supplies	\$1,693.25
			PO - 27668	0100-8150-0-0000-8100-430014-120-00-0000	Ongoing & Major Maint. Acct.	Maintenance Supplies	\$428.99
			PO - 27669	0100-8150-0-0000-8100-430014-222-00-0000	Ongoing & Major Maint. Acct.	Maintenance Supplies	\$799.79
Total For Fund Number: 0100							\$5,997.43
Total Amount of Payment:							\$5,997.43
12738507	3985	US BANK (SANTAMARIA)	PO - 27695	0100-0000-0-1110-8200-430012-120-00-0000	Unrestricted Resources	Custodian Supplies	\$300.02
			PV - 29152	0100-0000-0-1110-2495-430000-121-00-0000	Unrestricted Resources	Materials and Supplies	\$117.44
			PO - 27657	0100-1100-0-1110-1000-430001-525-00-0000	State Lottery	Instructional Materials/Classroom	\$438.00
			PO - 27662	0100-1100-0-1110-1000-430001-228-00-0000	State Lottery	Instructional Materials/Classroom	\$440.60
			PO - 27661	0100-1100-0-1110-1000-430001-228-00-0000	State Lottery	Instructional Materials/Classroom	\$803.50
			PV - 29154	0100-3218-0-0000-7410-520000-121-00-0000	ELO Grant: ESSER III State Reserve Emergency Needs	Travel and Conferences	\$74.70
			PV - 29160	0100-3218-0-0000-7410-520000-121-00-0000	ELO Grant: ESSER III State Reserve Emergency Needs	Travel and Conferences	\$207.49
			PV - 29155	0100-3218-0-0000-7410-520000-121-00-0000	ELO Grant: ESSER III State Reserve Emergency Needs	Travel and Conferences	\$613.23
			PV - 29156	0100-3218-0-0000-7410-520000-121-00-0000	ELO Grant: ESSER III State Reserve Emergency Needs	Travel and Conferences	\$613.23
			PV - 29157	0100-3218-0-0000-7410-520000-121-00-0000	ELO Grant: ESSER III State Reserve Emergency Needs	Travel and Conferences	\$613.23
			PV - 29158	0100-3218-0-0000-7410-520000-121-00-0000	ELO Grant: ESSER III State Reserve Emergency Needs	Travel and Conferences	\$613.23
			PV - 29159	0100-3218-0-0000-7410-520000-121-00-0000	ELO Grant: ESSER III State Reserve Emergency Needs	Travel and Conferences	\$613.23
			PO - 27676	0100-7029-0-0000-3700-520000-000-00-0000	Child Nutrition: Food Service Staff Training Funds	Travel and Conferences	\$280.62
			PO - 27676	0100-7029-0-0000-3700-520000-000-00-0000	Child Nutrition: Food Service Staff Training Funds	Travel and Conferences	\$280.62
			PO - 27676	0100-7029-0-0000-3700-520000-000-00-0000	Child Nutrition: Food Service Staff Training Funds	Travel and Conferences	\$280.62

Commercial Payment Register

For Payments Dated: 02/23/2024

Document No	Vendor No	Vendor Name	Reference No	FD - RE - PY- GO - FN - OB - SI - L1 - L2	Resource	Object	Amount
12738507	3985	US BANK (SANTAMARIA)	PV - 29153	0100-7029-0-0000-3700-520000-000-00-0000	Child Nutrition: Food Service Staff Training Funds	Travel and Conferences	\$445.00
						Total For Fund Number: 0100	\$6,734.76
						Total Amount of Payment:	\$6,734.76
12738508	1008	WENGER CORP.	PO - 27604	0100-6762-0-1156-1000-430001-222-39-0000	Arts, Music, & Instructional Materials Discretionary Block Grant	Instructional Materials/Classroom	\$403.12
						Total For Fund Number: 0100	\$403.12
						Total Amount of Payment:	\$403.12

Commercial Payment Register
For Payments Dated: 02/23/2024

District: 11 Central Union Elementary School District

Fund

0100

Total

\$50,925.09

Total # of Payments: 30

\$50,925.09

Total # of Payments: 30

Grand Total: \$ 50,925.09

**Warrant Register For Warrants
Dated 02/28/2024**

Warrant Number	Vendor Number	Vendor Name	Amount
12739207	1987	CENTRAL RESTAURANT	\$6,320.37
12739208	4473	GOLD GULCH ADVENTURES	\$1,104.00
12739209	3158	QUARTZ MOUNTAIN STAGE LINE	\$576.00
12739210	802	ROBINSON'S	\$2,944.01
Total Amount of All Warrants:			\$10,944.38




District Name: **Central Union Elementary School District**

As per the Authorized Signature Permit, the following payments are authorized as listed on the payment register.

Warrants	4	\$10,944.38
Credit Card Payments	0	
Grand Total for Payments Dated:	02/28/2024	\$10,944.38

Authorized Officer/Employee



Or

Board Members *

* If this option is chosen, must have a majority of board members authorization (EC 42632)

Date _____

KCOE Examination and Approval	
By _____	Date _____

This order must be returned to KCOE prior to distribution of payments.

Commercial Payment Register

For Payments Dated: 02/28/2024

Document No	Vendor No	Vendor Name	Reference No	FD - RE - PY - GO - FN - OB - SI - LI - L2	Resource	Object	Amount
12739207	1987	CENTRAL RESTAURANT	PO - 27630	0100-7032-0-0000-3700-440000-000-00-0000	Child Nutrition: Kitchen Infrastructure & Training Funds 2022	Equipment-Non Depreciated	\$6,320.37
						Total For Fund Number: 0100	\$6,320.37
						Total Amount of Payment:	\$6,320.37
12739208	4473	GOLD GULCH ADVENTURES	PO - 27751	0100-1100-0-1110-1000-580000-424-00-0000	State Lottery	Other Services and Operating Expenditures	\$1,104.00
						Total For Fund Number: 0100	\$1,104.00
						Total Amount of Payment:	\$1,104.00
12739209	3158	QUARTZ MOUNTAIN STAGE	PO - 27739	0100-1100-0-1110-1000-580000-222-00-0000	State Lottery	Other Services and Operating Expenditures	\$576.00
						Total For Fund Number: 0100	\$576.00
						Total Amount of Payment:	\$576.00
12739210	802	ROBINSON'S	PV - 29183	0100-8150-0-0000-8100-430014-222-00-0000	Ongoing & Major Maint. Acct.	Maintenance Supplies	\$2,944.01
						Total For Fund Number: 0100	\$2,944.01
						Total Amount of Payment:	\$2,944.01

Commercial Payment Register
For Payments Dated: 02/28/2024

District: 11 Central Union Elementary School District

Fund

0100

Total

\$10,944.38

Total # of Payments: 4

\$10,944.38

Total # of Payments: 4

Grand Total: \$ 10,944.38

Fiscal Position Report
 February 2024
 Restricted

Fund: 0100 General Fund

		February Amount	YTD Amount	Working Budget	% of Budget	% Remain
BEGINNING BALANCE						
Net Beginning Balance	9791-9795		\$6,601,746.25	\$6,601,745.78		
REVENUES						
2) Federal Revenues	8100-8299	\$124,592.00	\$816,383.75	\$2,527,942.23	32.29	67.71
3) Other State Revenues	8300-8599	\$52,200.00	\$1,394,899.28	\$3,733,534.00	37.36	62.64
4) Other Local Revenues	8600-8799	\$0.00	\$415,501.05	\$804,033.00	51.68	48.32
5) Total, Revenues		\$176,792.00	\$2,626,784.08	\$7,065,509.23	37.18	62.82
EXPENDITURES						
1) Certificated Salaries	1000-1999	\$258,299.97	\$1,025,377.15	\$1,418,798.87	72.27	27.73
2) Classified Salaries	2000-2999	\$37,250.69	\$473,543.27	\$766,172.08	61.81	38.19
3) Employee Benefits	3000-3999	\$106,657.08	\$505,823.11	\$2,253,078.35	22.45	77.55
4) Books and Supplies	4000-4999	\$127,374.76	\$896,794.73	\$1,364,298.08	65.73	34.27
5) Services, Oth Oper Exp	5000-5999	\$171,482.19	\$1,026,734.75	\$2,621,616.69	39.16	60.84
6) Capital Outlay	6000-6999	\$0.00	\$45,927.61	\$525,405.36	8.74	91.26
7) Other Outgo(excl. 7300`s)	7100-7499	\$0.00	\$0.00	\$269,225.00	0.00	100.00
8) Direct/Indirect Support	7300-7399	\$0.00	\$0.00	\$205,700.00	0.00	100.00
9) Total Expenditures		\$701,064.69	\$3,974,200.62	\$9,424,294.43	42.17	57.83
OTHER FINANCING SOURCES/USES						
1) Transfers						
B) Transfers Out	7610-7629	\$0.00	\$0.00	\$0.00	0.00	100.00
3) Contributions	8980-8999	\$0.00	\$16,515.00	\$2,008,568.46	0.82	99.18
4) Total, Other Financing Sources/Uses		\$0.00	\$16,515.00	\$2,008,568.46	0.82	99.18
NET INCREASE (DECREASE) IN FUND BALANCE		(\$524,272.69)	(\$1,330,901.54)	(\$350,216.74)		
ENDING FUND BALANCE			\$5,270,844.71	\$6,251,529.04		

Fiscal Position Report
 February 2024
 Unrestricted

Fund: 0100 General Fund

		February Amount	YTD Amount	Working Budget	% of Budget	% Remain
BEGINNING BALANCE						
Net Beginning Balance	9791-9795		\$19,399,365.58	\$19,399,365.76		
REVENUES						
1) LCFF Sources	8010-8099	\$0.00	\$11,766,732.46	\$20,241,242.00	58.13	41.87
2) Federal Revenues	8100-8299	\$0.00	\$5,977,927.40	\$8,481,495.07	70.48	29.52
3) Other State Revenues	8300-8599	\$0.00	\$298,076.03	\$791,604.00	37.65	62.35
4) Other Local Revenues	8600-8799	(\$5,780.01)	\$400,896.58	\$399,736.76	100.29	(0.29)
5) Total, Revenues		(\$5,780.01)	\$18,443,632.47	\$29,914,077.83	61.66	38.34
EXPENDITURES						
1) Certificated Salaries	1000-1999	\$1,001,176.32	\$8,015,351.17	\$12,377,923.47	64.76	35.24
2) Classified Salaries	2000-2999	\$390,611.10	\$2,795,257.15	\$4,423,960.47	63.18	36.82
3) Employee Benefits	3000-3999	\$559,416.05	\$4,345,848.79	\$7,359,973.99	59.05	40.95
4) Books and Supplies	4000-4999	\$15,377.12	(\$333,191.20)	\$906,864.19	(36.74)	136.74
5) Services, Oth Oper Exp	5000-5999	\$177,183.09	\$1,232,649.06	\$2,382,712.29	51.73	48.27
6) Capital Outlay	6000-6999	\$0.00	\$209,133.13	\$589,854.25	35.46	64.54
7) Other Outgo(excl. 7300`s)	7100-7499	\$0.00	\$43,792.00	\$78,485.00	55.80	44.20
8) Direct/Indirect Support	7300-7399	\$0.00	\$0.00	(\$269,730.44)	0.00	100.00
9) Total Expenditures		\$2,143,763.68	\$16,308,840.10	\$27,850,043.22	58.56	41.44
OTHER FINANCING SOURCES/USES						
1) Transfers						
A) Transfers In	8910-8929	\$0.00	\$176,856.15	\$303,182.00	58.33	41.67
B) Transfers Out	7610-7629	\$0.00	\$658,952.77	\$772,490.72	85.30	14.70
3) Contributions	8980-8999	\$0.00	\$0.00	(\$2,008,568.46)	0.00	100.00
4) Total, Other Financing Sources/Uses		\$0.00	(\$482,096.62)	(\$2,477,877.18)	(89.59)	189.59
NET INCREASE (DECREASE) IN FUND BALANCE		(\$2,149,543.69)	\$1,652,695.75	(\$413,842.57)		
ENDING FUND BALANCE			\$21,052,061.33	\$18,985,523.19		

Fiscal Position Report

February 2024

Fund: 0100 General Fund

	February Amount	YTD Amount	Working Budget	% of Budget	% Remain
BEGINNING BALANCE					
Net Beginning Balance	9791-9795	\$26,001,111.83	\$26,001,111.54		
REVENUES					
1) LCFF Sources	8010-8099	\$0.00	\$11,766,732.46	20.24	41.87
2) Federal Revenues	8100-8299	\$124,592.00	\$6,794,311.15	5.41	38.29
3) Other State Revenues	8300-8599	\$52,200.00	\$1,692,975.31	1.33	62.59
4) Other Local Revenues	8600-8799	(\$5,780.01)	\$816,397.63	0.62	32.18
5) Total, Revenues		\$171,011.99	\$21,070,416.55	56.98	43.02
EXPENDITURES					
1) Certificated Salaries	1000-1999	\$1,259,476.29	\$9,040,728.32	42.60	34.47
2) Classified Salaries	2000-2999	\$427,861.79	\$3,268,800.42	15.56	37.02
3) Employee Benefits	3000-3999	\$666,073.13	\$4,851,671.90	22.75	49.53
4) Books and Supplies	4000-4999	\$142,751.88	\$563,603.53	2.62	75.18
5) Services, Oth Oper Exp	5000-5999	\$348,665.28	\$2,259,383.81	11.33	54.85
6) Capital Outlay	6000-6999	\$0.00	\$255,060.74	1.21	77.13
7) Other Outgo(excl. 7300`s)	7100-7499	\$0.00	\$43,792.00	0.21	87.41
8) Direct/Indirect Support	7300-7399	\$0.00	\$0.00	0.00	100.00
9) Total Expenditures		\$2,844,828.37	\$20,283,040.72	54.42	45.58
OTHER FINANCING SOURCES/USES					
1) Transfers					
A) Transfers In	8910-8929	\$0.00	\$176,856.15	0.84	41.67
B) Transfers Out	7610-7629	\$0.00	\$658,952.77	3.13	14.70
3) Contributions	8980-8999	\$0.00	\$16,515.00	0.08	100.00
4) Total, Other Financing Sources/Uses		\$0.00	(\$465,581.62)	79.24	20.76
NET INCREASE (DECREASE) IN FUND BALANCE		(\$2,673,816.38)	\$321,794.21		(\$764,059.31)
ENDING FUND BALANCE			\$26,322,906.04		\$25,237,052.23

Fiscal Position Report
 February 2024

Fund: 1300 Cafeteria Fund

		February Amount	YTD Amount	Working Budget	% of Budget	% Remain
BEGINNING BALANCE						
Net Beginning Balance	9791-9795		\$624,385.25	\$624,385.25		
REVENUES						
2) Federal Revenues	8100-8299	\$88,940.34	\$315,169.75	\$712,000.00	44.27	55.73
3) Other State Revenues	8300-8599	\$1,998.40	\$322,430.73	\$786,200.00	41.01	58.99
4) Other Local Revenues	8600-8799	\$15,008.30	\$23,798.31	\$10,630.36	223.87	(123.87)
5) Total, Revenues		\$105,947.04	\$661,398.79	\$1,508,830.36	43.84	56.16
EXPENDITURES						
2) Classified Salaries	2000-2999	\$47,120.39	\$334,170.34	\$443,277.00	75.39	24.61
3) Employee Benefits	3000-3999	\$23,118.32	\$161,409.98	\$227,842.00	70.84	29.16
4) Books and Supplies	4000-4999	\$83,858.43	\$332,780.93	\$675,027.45	49.30	50.70
5) Services, Oth Oper Exp	5000-5999	\$2,813.97	\$21,625.38	\$133,000.00	16.26	83.74
6) Capital Outlay	6000-6999	\$0.00	\$0.00	\$0.00	0.00	100.00
8) Direct/Indirect Support	7300-7399	\$0.00	\$0.00	\$64,030.44	0.00	100.00
9) Total Expenditures		\$156,911.11	\$849,986.63	\$1,543,176.89	55.08	44.92
OTHER FINANCING SOURCES/USES						
1) Transfers						
A) Transfers In	8910-8929	\$0.00	\$0.00	\$0.00	0.00	100.00
3) Contributions	8980-8999	\$0.00	\$0.00	\$0.00	0.00	100.00
4) Total, Other Financing Sources/Uses		\$0.00	\$0.00	\$0.00	0.00	100.00
NET INCREASE (DECREASE) IN FUND BALANCE		(\$50,964.07)	(\$188,587.84)	(\$34,346.53)		
ENDING FUND BALANCE			\$435,797.41	\$590,038.72		

NOTICE OF CRITERIA AND STANDARDS REVIEW. This interim report was based upon and reviewed using the state-adopted Criteria and Standards. (Pursuant to Education Code (EC) sections 33129 and 42130)

Signed: _____ Date: _____
District Superintendent or Designee

NOTICE OF INTERIM REVIEW. All action shall be taken on this report during a regular or authorized special meeting of the governing board.

To the County Superintendent of Schools:

This interim report and certification of financial condition are hereby filed by the governing board of the school district. (Pursuant to EC Section 42131)

Meeting Date: March 04, 2024 Signed: _____
President of the Governing Board

CERTIFICATION OF FINANCIAL CONDITION

- POSITIVE CERTIFICATION
As President of the Governing Board of this school district, I certify that based upon current projections this district will meet its financial obligations for the current fiscal year and subsequent two fiscal years.
- QUALIFIED CERTIFICATION
As President of the Governing Board of this school district, I certify that based upon current projections this district may not meet its financial obligations for the current fiscal year or two subsequent fiscal years.
- NEGATIVE CERTIFICATION
As President of the Governing Board of this school district, I certify that based upon current projections this district will be unable to meet its financial obligations for the remainder of the current fiscal year or for the subsequent fiscal year.

Contact person for additional information on the interim report:

Name: Teresa Santamaria Telephone: (559) 925-2620
Title: Chief Business Official E-mail: teresasantama@central.k12.ca.us

Criteria and Standards Review Summary

The following summary is automatically completed based on data provided in the Criteria and Standards Review form (Form 01CSI). Criteria and standards that are "Not Met," and supplemental information and additional fiscal indicators that are "Yes," may indicate areas of potential concern, which could affect the interim report certification, and should be carefully reviewed.

CRITERIA AND STANDARDS			Met	Not Met
1	Average Daily Attendance	Funded ADA for any of the current or two subsequent fiscal years has not changed by more than two percent since first interim.	X	
CRITERIA AND STANDARDS (continued)			Met	Not Met
2	Enrollment	Projected enrollment for any of the current or two subsequent fiscal years has not changed by more than two percent since first interim.	X	
3	ADA to Enrollment	Projected second period (P-2) ADA to enrollment ratio for the current and two subsequent fiscal years is consistent with historical ratios.		X
4	Local Control Funding Formula (LCFF) Revenue	Projected LCFF revenue for any of the current or two subsequent fiscal years has not changed by more than two percent since first interim.		X
5	Salaries and Benefits	Projected ratio of total unrestricted salaries and benefits to total unrestricted general fund expenditures has not changed by more than the standard for the current and two subsequent fiscal years.		X
6a	Other Revenues	Projected operating revenues (federal, other state, other local) for the current and two subsequent fiscal years have not changed by more than five percent since first interim.	X	
6b	Other Expenditures	Projected operating expenditures (books and supplies, services and other expenditures) for the current and two subsequent fiscal years have not changed by more than five percent since first interim.		X
7	Ongoing and Major Maintenance Account	If applicable, changes occurring since first interim meet the required contribution to the ongoing and major maintenance account (i.e., restricted maintenance account).		X
8	Deficit Spending	Unrestricted deficit spending, if any, has not exceeded the standard in any of the current or two subsequent fiscal years.	X	
9a	Fund Balance	Projected general fund balance will be positive at the end of the current and two subsequent fiscal years.	X	
9b	Cash Balance	Projected general fund cash balance will be positive at the end of the current fiscal year.	X	
10	Reserves	Available reserves (e.g., reserve for economic uncertainties, unassigned/unappropriated amounts) meet minimum requirements for the current and two subsequent fiscal years.	X	
SUPPLEMENTAL INFORMATION			No	Yes
S1	Contingent Liabilities	Have any known or contingent liabilities (e.g., financial or program audits, litigation, state compliance reviews) occurred since first interim that may impact the budget?	X	

**Second Interim
DISTRICT CERTIFICATION OF INTERIM REPORT
For the Fiscal Year 2023-24**

S2	Using One-time Revenues to Fund Ongoing Expenditures	Are there ongoing general fund expenditures funded with one-time revenues that have changed since first Interim by more than five percent?	X	
S3	Temporary Interfund Borrowings	Are there projected temporary borrowings between funds?	X	
S4	Contingent Revenues	Are any projected revenues for any of the current or two subsequent fiscal years contingent on reauthorization by the local government, special legislation, or other definitive act (e.g., parcel taxes, forest reserves)?	X	
S5	Contributions	Have contributions from unrestricted to restricted resources, or transfers to or from the general fund to cover operating deficits, changed since first interim by more than \$20,000 and more than 5% for any of the current or two subsequent fiscal years?	X	
SUPPLEMENTAL INFORMATION (continued)			No	Yes
S6	Long-term Commitments	Does the district have long-term (multi-year) commitments or debt agreements?	X	
		• If yes, have annual payments for the current or two subsequent fiscal years increased over prior year's (2022-23) annual payment?	n/a	
		• If yes, will funding sources used to pay long-term commitments decrease or expire prior to the end of the commitment period, or are they one-time sources?	n/a	
S7a	Postemployment Benefits Other than Pensions	Does the district provide postemployment benefits other than pensions (OPEB)?		X
		• If yes, have there been changes since first interim in OPEB liabilities?	X	
S7b	Other Self-Insurance Benefits	Does the district operate any self-insurance programs (e.g., workers' compensation)?	X	
		• If yes, have there been changes since first interim in self-insurance liabilities?	n/a	
S8	Status of Labor Agreements	As of second interim projections, are salary and benefit negotiations still unsettled for:		
		• Certificated? (Section S8A, Line 1b)	X	
		• Classified? (Section S8B, Line 1b)	X	
S8	Labor Agreement Budget Revisions	For negotiations settled since first interim, per Government Code Section 3547.5(c), are budget revisions still needed to meet the costs of the collective bargaining agreement(s) for:		
		• Certificated? (Section S8A, Line 3)	n/a	
		• Classified? (Section S8B, Line 3)	n/a	
S9	Status of Other Funds	Are any funds other than the general fund projected to have a negative fund balance at the end of the current fiscal year?	X	
ADDITIONAL FISCAL INDICATORS			No	Yes
A1	Negative Cash Flow	Do cash flow projections show that the district will end the current fiscal year with a negative cash balance in the general fund?	X	
A2	Independent Position Control	Is personnel position control independent from the payroll system?		X
A3	Declining Enrollment	Is enrollment decreasing in both the prior and current fiscal years?		X
A4	New Charter Schools Impacting District Enrollment	Are any new charter schools operating in district boundaries that are impacting the district's enrollment, either in the prior or current fiscal year?	X	
A5	Salary Increases Exceed COLA	Has the district entered into a bargaining agreement where any of the current or subsequent fiscal years of the agreement would result in salary increases that are expected to exceed the projected state funded cost-of-living adjustment?	X	
A6	Uncapped Health Benefits	Does the district provide uncapped (100% employer paid) health benefits for current or retired employees?	X	
A7	Independent Financial System	Is the district's financial system independent from the county office system?	X	
A8	Fiscal Distress Reports	Does the district have any reports that indicate fiscal distress? If yes, provide copies to the COE, pursuant to EC 42127.6(a).	X	
A9	Change of CBO or Superintendent	Have there been personnel changes in the superintendent or chief business official (CBO) positions within the last 12 months?	X	

Second Interim
Projected Totals 2023-24
Technical Review Checks
Phase - All
Display - All Technical Checks

Central Union Elementary

Kings County

Following is a chart of the various types of technical review checks and related requirements:

- F** - Fatal (Data must be corrected; an explanation is not allowed)
- W/WC** - Warning/Warning with Calculation (If data are not correct, correct the data; if data are correct an explanation is required)
- O** - Informational (If data are not correct, correct the data; if data are correct an explanation is optional, but encouraged)

IMPORT CHECKS

- CHECKFUNCTION - (Fatal)** - All FUNCTION codes must be valid. **Passed**
- CHECKFUND - (Fatal)** - All FUND codes must be valid. **Passed**
- CHECKGOAL - (Fatal)** - All GOAL codes must be valid. **Passed**
- CHECKOBJECT - (Fatal)** - All OBJECT codes must be valid. **Passed**
- CHECKRESOURCE - (Warning)** - All RESOURCE codes must be valid. **Passed**
- CHK-FDXRS7690xOB8590 - (Fatal)** - Funds 19, 57, 63, 66, 67, and 73 with Object 8590, All Other State Revenue, must be used in combination with Resource 7690, STRS-On Behalf Pension Contributions. **Passed**
- CHK-FUNCTIONxOBJECT - (Fatal)** - All FUNCTION and OBJECT account code combinations must be valid. **Passed**
- CHK-FUNDxFUNCTION-A - (Warning)** - All FUND (funds 01 through 12, 19, 57, 62, and 73) and FUNCTION account code combinations should be valid. **Passed**
- CHK-FUNDxFUNCTION-B - (Fatal)** - All FUND (all funds except for 01 through 12, 19, 57, 62, and 73) and FUNCTION account code combinations must be valid. **Passed**
- CHK-FUNDxGOAL - (Warning)** - All FUND and GOAL account code combinations should be valid. **Passed**
- CHK-FUNDxOBJECT - (Fatal)** - All FUND and OBJECT account code combinations must be valid. **Passed**
- CHK-FUNDxRESOURCE - (Warning)** - All FUND and RESOURCE account code combinations should be valid. **Passed**
- CHK-GOALxFUNCTION-A - (Fatal)** - Goal and Function account code combinations (all goals with expenditure objects 1000-7999 in functions 1000-1999 and 4000-5999) must be valid. NOTE: Functions not included in the GOALxFUNCTION table (0000, 2000-3999, 6000-6999, 7100-7199, 7210, 8000-8999) are not checked and will pass the TRC. **Passed**
- CHK-GOALxFUNCTION-B - (Fatal)** - General administration costs (functions 7200-7999, except 7210) must be direct-charged to an Undistributed, Nonagency, or County Services to Districts goal (Goal 0000, 7100-7199, or 8600-8699). **Passed**

CHK-RES6500XOBJ8091 - (Fatal) - There is no activity in Resource 6500 (Special Education) with Object 8091 (LCFF Transfers-Current Year) or 8099 (LCFF/Revenue Limit Transfers-Prior Years). **Passed**

CHK-RESOURCExOBJECTA - (Warning) - All RESOURCE and OBJECT (objects 8000 through 9999, except for 9791, 9793, and 9795) account code combinations should be valid. **Passed**

CHK-RESOURCExOBJECTB - (Informational) - All RESOURCE and OBJECT(objects 9791, 9793, and 9795) account code combinations should be valid. **Passed**

CHK-RS-LOCAL-DEFINED - (Fatal) - All locally defined resource codes must roll up to a CDE defined resource code. **Passed**

SPECIAL-ED-GOAL - (Fatal) - Special Education revenue and expenditure transactions (resources 3300-3405, and 6500-6540, objects 1000-8999) must be coded to a Special Education 5000 goal or to Goal 7110, Nonagency-Educational. This technical review check excludes Early Intervening Services resources 3307, 3309, 3312, 3318, and 3332. **Passed**

GENERAL LEDGER CHECKS

CEFB-POSITIVE - (Fatal) - Components of Ending Fund Balance/Net Position (objects 9700-9789, 9796, and 9797) must be positive individually by resource, by fund. **Passed**

CONTRIB-RESTR-REV - (Fatal) - Contributions from Restricted Revenues (Object 8990) must net to zero by fund. **Passed**

CONTRIB-UNREST-REV - (Fatal) - Contributions from Unrestricted Revenues (Object 8980) must net to zero by fund. **Passed**

EFB-POSITIVE - (Warning) - All ending fund balances (Object 979Z) should be positive by resource, by fund. **Passed**

EPA-CONTRIB - (Fatal) - There should be no contributions (objects 8980-8999) to the Education Protection Account (Resource 1400). **Passed**

EXCESS-ASSIGN-REU - (Fatal) - Amounts reported in Other Assignments (Object 9780) and/or Reserve for Economic Uncertainties (REU) (Object 9789) should not create a negative amount in Unassigned/Unappropriated (Object 9790) by fund and resource (for all funds except funds 61 through 95). **Passed**

EXP-POSITIVE - (Warning) - Expenditure amounts (objects 1000-7999) should be positive by function, resource, and fund. **Passed**

INTERFD-DIR-COST - (Warning) - Transfers of Direct Costs - Interfund (Object 5750) must net to zero for all funds. **Passed**

INTERFD-IN-OUT - (Warning) - Interfund Transfers In (objects 8910-8929) must equal Interfund Transfers Out (objects 7610-7629). **Passed**

INTERFD-INDIRECT - (Warning) - Transfers of Indirect Costs - Interfund (Object 7350) must net to zero for all funds. **Passed**

INTERFD-INDIRECT-FN - (Warning) - Transfers of Indirect Costs - Interfund (Object 7350) must net to zero by function. **Passed**

INTRAFD-DIR-COST - (Fatal) - Transfers of Direct Costs (Object 5710) must net to zero by fund. **Passed**

INTRAFD-INDIRECT - (Fatal) - Transfers of Indirect Costs (Object 7310) must net to zero by fund. **Passed**

INTRAFD-INDIRECT-FN - (Fatal) - Transfers of Indirect Costs (Object 7310) must net to zero by function. **Passed**

LCFF-TRANSFER - (Warning) - LCFF Transfers (objects 8091 and 8099) must net to zero, individually. **Passed**

LOTTERY-CONTRIB - (Fatal) - There should be no contributions (objects 8980-8999) to the lottery (resources 1100 and 6300) or from the Lottery: Instructional Materials (Resource 6300). **Passed**

OBJ-POSITIVE - (Warning) - All applicable objects should have a positive balance by resource, by fund. **Passed**

PASS-THRU-REV=EXP - (Warning) - Pass-through revenues from all sources (objects 8287, 8587, and 8697) should equal transfers of pass-through revenues to other agencies (objects 7211 through 7213, plus 7299 for Resource 3327), by fund and resource. **Passed**

REV-POSITIVE - (Warning) - Revenue amounts exclusive of contributions (objects 8000-8979) should be positive by resource, by fund. **Passed**

RS-NET-POSITION-ZERO - (Fatal) - Restricted Net Position (Object 9797), in unrestricted resources, must be zero, by resource, in funds 61 through 95. **Passed**

SE-PASS-THRU-REVENUE - (Warning) - Transfers of special education pass-through revenues are not reported in the general fund for the Administrative Unit of a Special Education Local Plan Area. **Passed**

UNASSIGNED-NEGATIVE - (Fatal) - Unassigned/Unappropriated balance (Object 9790) must be zero or negative, by resource, in all funds except the general fund and funds 61 through 95. **Passed**

UNR-NET-POSITION-NEG - (Fatal) - Unrestricted Net Position (Object 9790), in restricted resources, must be zero or negative, by resource, in funds 61 through 95. **Passed**

SUPPLEMENTAL CHECKS

CS-EXPLANATIONS - (Fatal) - Explanations must be provided in the Criteria and Standards Review (Form 01CSI) for all criteria and for supplemental information items S1 through S6, and S9 if applicable, where the standard has not been met or where the status is Not Met or Yes. **Passed**

CS-YES-NO - (Fatal) - Supplemental information items and additional fiscal indicator items in the Criteria and Standards Review (Form 01CSI) must be answered Yes or No, where applicable, for the form to be complete. **Passed**

EXPORT VALIDATION CHECKS

ADA-PROVIDE - (Fatal) - Average Daily Attendance data (Form AI) must be provided. **Passed**

CASHFLOW-PROVIDE - (Warning) - A Cashflow Worksheet (Form CASH) must be provided with your Interim reports. (Note: LEAs may use a cashflow worksheet other than Form CASH, as long as it provides a monthly cashflow projected through the end of the fiscal year.) **Passed**

CHK-DEPENDENCY - (Fatal) - Data have been changed that may affect other forms. To ensure their accuracy, the form(s) in the left column must be opened and saved before an official export can occur. (Note: During the interim periods, open and save Form 01CSI and Form CI, in this order, after all other forms. See Attachment F of the SACS Software User Guide for additional information on clearing form dependencies. Also, although not a required report, to help ensure its accuracy the SEMAI report is included in this check.)

Exception

FORM	DEPENDENT ON FORM/GL
MYPI	AI

CHK-EXTRACTED-DATA-SOURCE - (Warning) - All forms that extract data from a prior reporting period use the same source extraction submission

Passed

CHK-UNBALANCED-A - (Warning) - Unbalanced and/or incomplete data in any of the forms should be corrected before an official export is completed.

Passed

CHK-UNBALANCED-B - (Fatal) - Unbalanced and/or incomplete data in any of the forms must be corrected before an official export is completed.

Passed

CS-PROVIDE - (Fatal) - The Criteria and Standards Review (Form 01CSI) has been provided.

Passed

FORM01-PROVIDE - (Fatal) - Form 01 (Form 01I) must be opened and saved.

Passed

INTERIM-CERT-PROVIDE - (Fatal) - Interim Certification (Form CI) must be provided.

Passed

MYP-PROVIDE - (Warning) - A Multiyear Projection Worksheet must be provided with your Interim. (Note: LEAs may use a multiyear projection worksheet other than Form MYP, with approval of their reviewing agency, as long as it provides current year and at least two subsequent fiscal years, and separately projects unrestricted resources, restricted resources, and combined total resources.)

Passed

MYPIO-PROVIDE - (Warning) - A multiyear projection worksheet must be provided with your interim report for any fund projecting a negative balance at the end of the current fiscal year. (Note: LEAs may use a multiyear projection worksheet other than Form MYPIO, with approval of their reviewing agency.)

Passed

VERSION-CHECK - (Warning) - All versions are current.

Passed

G = General Ledger Data; S = Supplemental Data

Form	Description	Data Supplied For:			
		2023-24 Original Budget	2023-24 Board Approved Operating Budget	2023-24 Actuals to Date	2023-24 Projected Totals
01I	General Fund/County School Service Fund	GS	GS	GS	GS
08I	Student Activity Special Revenue Fund				
09I	Charter Schools Special Revenue Fund				
10I	Special Education Pass-Through Fund				
11I	Adult Education Fund				
12I	Child Development Fund				
13I	Cafeteria Special Revenue Fund	G	G	G	G
14I	Deferred Maintenance Fund	G	G	G	G
15I	Pupil Transportation Equipment Fund				
17I	Special Reserve Fund for Other Than Capital Outlay Projects				
18I	School Bus Emissions Reduction Fund				
19I	Foundation Special Revenue Fund				
20I	Special Reserve Fund for Postemployment Benefits	G	G	G	G
21I	Building Fund				
25I	Capital Facilities Fund	G	G	G	G
30I	State School Building Lease-Purchase Fund				
35I	County School Facilities Fund	G	G	G	G
40I	Special Reserve Fund for Capital Outlay Projects	G	G	G	G
49I	Capital Project Fund for Blended Component Units				
51I	Bond Interest and Redemption Fund				
52I	Debt Service Fund for Blended Component Units				
53I	Tax Override Fund				
56I	Debt Service Fund				
57I	Foundation Permanent Fund				
61I	Cafeteria Enterprise Fund				
62I	Charter Schools Enterprise Fund				
63I	Other Enterprise Fund				
66I	Warehouse Revolving Fund				
67I	Self-Insurance Fund				
71I	Retiree Benefit Fund				
73I	Foundation Private-Purpose Trust Fund				
76I	Warrant/Pass-Through Fund				
95I	Student Body Fund				
AI	Average Daily Attendance	S	S		S
CASH	Cashflow Worksheet				S
CI	Interim Certification				S
ESMOE	Every Student Succeeds Act Maintenance of Effort				GS
ICR	Indirect Cost Rate Worksheet	S	S	S	S
MYPI	Multiyear Projections - General Fund				GS
SIAI	Summary of Interfund Activities - Projected Year Totals				G
01CSI	Criteria and Standards Review				S

**2023-24 Second Interim
General Fund
Unrestricted (Resources 0000-1999)
Revenues, Expenditures, and Changes in Fund Balance**

Description	Resource Codes	Object Codes	Original Budget (A)	Board Approved Operating Budget (B)	Actuals To Date (C)	Projected Year Totals (D)	Difference (Col B & D) (E)	% Diff Column B & D (F)
A. REVENUES								
1) LCFF Sources		8010-8099	20,222,215.00	20,080,449.82	11,766,732.46	20,241,242.00	160,792.18	0.8%
2) Federal Revenue		8100-8299	8,481,495.07	8,481,495.07	5,977,927.40	8,481,495.07	0.00	0.0%
3) Other State Revenue		8300-8599	791,604.00	791,604.00	298,076.03	791,604.00	0.00	0.0%
4) Other Local Revenue		8600-8799	150,436.76	249,736.76	406,676.59	399,736.76	150,000.00	60.1%
5) TOTAL, REVENUES			29,645,750.83	29,603,285.65	18,449,412.48	29,914,077.83		
B. EXPENDITURES								
1) Certificated Salaries		1000-1999	13,294,555.00	13,493,260.47	7,014,174.85	12,377,923.47	1,115,337.00	8.3%
2) Classified Salaries		2000-2999	4,059,450.00	4,379,469.47	2,404,646.05	4,423,960.47	(44,491.00)	-1.0%
3) Employee Benefits		3000-3999	7,287,425.69	7,465,143.48	3,786,432.74	7,359,973.99	105,169.49	1.4%
4) Books and Supplies		4000-4999	1,076,172.95	1,387,691.19	(348,568.32)	906,864.19	480,827.00	34.6%
5) Services and Other Operating Expenditures		5000-5999	2,317,334.89	2,586,164.72	1,055,465.97	2,382,712.29	203,452.43	7.9%
6) Capital Outlay		6000-6999	581,365.00	581,365.00	209,133.13	589,854.25	(8,489.25)	-1.5%
7) Other Outgo (excluding Transfers of Indirect Costs)		7100-7299 7400-7499	78,485.00	78,485.00	43,792.00	78,485.00	0.00	0.0%
8) Other Outgo - Transfers of Indirect Costs		7300-7399	(205,830.00)	(274,440.44)	0.00	(269,730.44)	(4,710.00)	1.7%
9) TOTAL, EXPENDITURES			28,488,958.53	29,697,138.89	14,165,076.42	27,850,043.22		
C. EXCESS (DEFICIENCY) OF REVENUES OVER EXPENDITURES BEFORE OTHER FINANCING SOURCES AND USES (A5 - B9)			1,156,792.30	(93,853.24)	4,284,336.06	2,064,034.61		
D. OTHER FINANCING SOURCES/USES								
1) Interfund Transfers								
a) Transfers In		8900-8929	303,182.00	303,182.00	176,856.15	303,182.00	0.00	0.0%
b) Transfers Out		7600-7629	272,490.72	772,490.72	658,952.77	772,490.72	0.00	0.0%
2) Other Sources/Uses								
a) Sources		8930-8979	0.00	0.00	0.00	0.00	0.00	0.0%
b) Uses		7630-7699	0.00	0.00	0.00	0.00	0.00	0.0%
3) Contributions		8980-8999	(1,983,568.46)	(1,983,568.46)	0.00	(1,983,568.46)	0.00	0.0%
4) TOTAL, OTHER FINANCING SOURCES/USES			(1,952,877.18)	(2,452,877.18)	(482,096.62)	(2,452,877.18)		
E. NET INCREASE (DECREASE) IN FUND BALANCE (C + D4)			(796,084.88)	(2,546,730.42)	3,802,239.44	(388,842.57)		
F. FUND BALANCE, RESERVES								
1) Beginning Fund Balance								
a) As of July 1 - Unaudited		9791	16,298,406.47	17,289,752.40		19,399,365.76	2,109,613.36	12.2%
b) Audit Adjustments		9793	0.00	0.00		0.00	0.00	0.0%
c) As of July 1 - Audited (F1a + F1b)			16,298,406.47	17,289,752.40		19,399,365.76		
d) Other Restatements		9795	0.00	0.00		0.00	0.00	0.0%
e) Adjusted Beginning Balance (F1c + F1d)			16,298,406.47	17,289,752.40		19,399,365.76		
2) Ending Balance, June 30 (E + F1e)			15,502,321.59	14,743,021.98		19,010,523.19		
Components of Ending Fund Balance								
a) Nonspendable								
Revolving Cash		9711	2,500.00	2,500.00		2,500.00		
Stores		9712	0.00	0.00		0.00		

Description	Resource Codes	Object Codes	Original Budget (A)	Board Approved Operating Budget (B)	Actuals To Date (C)	Projected Year Totals (D)	Difference (Col B & D) (E)	% Diff Column B & D (F)
Prepaid Items		9713	0.00	0.00		0.00		
All Others		9719	0.00	0.00		0.00		
b) Restricted		9740	0.00	0.00		0.00		
c) Committed								
Stabilization Arrangements		9750	0.00	0.00		0.00		
Other Commitments		9760	0.00	0.00		0.00		
d) Assigned								
Other Assignments		9780	4,000,000.00	3,500,000.00		3,086,248.51		
e) Unassigned/Unappropriated								
Reserve for Economic Uncertainties		9789	1,100,000.00	1,200,000.00		1,200,000.00		
Unassigned/Unappropriated Amount		9790	10,399,821.59	10,040,521.98		14,721,774.68		
LCFF SOURCES								
Principal Apportionment								
State Aid - Current Year		8011	14,703,576.00	14,066,251.00	8,253,590.00	14,234,805.00	168,554.00	1.2%
Education Protection Account State Aid - Current Year		8012	4,847,429.00	5,131,539.00	2,676,930.00	5,123,777.00	(7,762.00)	-0.2%
State Aid - Prior Years		8019	22,438.00	0.00	212,084.00	212,084.00	212,084.00	New
Tax Relief Subventions								
Homeowners' Exemptions		8021	7,060.00	24,041.55	4,353.08	6,621.00	(17,420.55)	-72.5%
Timber Yield Tax		8022	0.00	0.00	0.00	0.00	0.00	0.0%
Other Subventions/In-Lieu Taxes		8029	0.00	86.74	21,848.15	21,848.00	21,761.26	25,087.9%
County & District Taxes								
Secured Roll Taxes		8041	832,862.00	890,778.05	490,832.35	953,092.00	62,313.95	7.0%
Unsecured Roll Taxes		8042	55,734.00	54,546.37	66,556.57	70,792.00	16,245.63	29.8%
Prior Years' Taxes		8043	0.00	33,410.87	19,289.01	24,364.00	(9,046.87)	-27.1%
Supplemental Taxes		8044	34,200.00	37,543.87	39,128.30	39,128.00	1,584.13	4.2%
Education Revenue Augmentation Fund (ERAF)		8045	(289,401.00)	(169,624.58)	(30,276.62)	(457,666.00)	(288,041.42)	169.8%
Community Redevelopment Funds (SB 617/699/1992)		8047	8,317.00	11,876.95	12,397.62	12,397.00	520.05	4.4%
Penalties and Interest from Delinquent Taxes		8048	0.00	0.00	0.00	0.00	0.00	0.0%
Miscellaneous Funds (EC 41604)								
Royalties and Bonuses		8081	0.00	0.00	0.00	0.00	0.00	0.0%
Other In-Lieu Taxes		8082	0.00	0.00	0.00	0.00	0.00	0.0%
Less: Non-LCFF								
(50%) Adjustment		8089	0.00	0.00	0.00	0.00	0.00	0.0%
Subtotal, LCFF Sources			20,222,215.00	20,080,449.82	11,766,732.46	20,241,242.00	160,792.18	0.8%
LCFF Transfers								
Unrestricted LCFF								
Transfers - Current Year	0000	8091	0.00	0.00	0.00	0.00	0.00	0.0%
All Other LCFF Transfers - Current Year	All Other	8091	0.00	0.00	0.00	0.00	0.00	0.0%
Transfers to Charter Schools in Lieu of Property Taxes		8096	0.00	0.00	0.00	0.00	0.00	0.0%
Property Taxes Transfers		8097	0.00	0.00	0.00	0.00	0.00	0.0%
LCFF/Revenue Limit Transfers - Prior Years		8099	0.00	0.00	0.00	0.00	0.00	0.0%
TOTAL, LCFF SOURCES			20,222,215.00	20,080,449.82	11,766,732.46	20,241,242.00	160,792.18	0.8%

Description	Resource Codes	Object Codes	Original Budget (A)	Board Approved Operating Budget (B)	Actuals To Date (C)	Projected Year Totals (D)	Difference (Col B & D) (E)	% Diff Column B & D (F)
FEDERAL REVENUE								
Maintenance and Operations		8110	7,876,597.00	7,876,597.00	5,080,395.00	7,876,597.00	0.00	0.0%
Special Education Entitlement		8181	0.00	0.00	0.00	0.00		
Special Education Discretionary Grants		8182	0.00	0.00	0.00	0.00		
Child Nutrition Programs		8220	0.00	0.00	0.00	0.00		
Donated Food Commodities		8221	0.00	0.00	0.00	0.00		
Forest Reserve Funds		8260	0.00	0.00	0.00	0.00	0.00	0.0%
Flood Control Funds		8270	0.00	0.00	0.00	0.00	0.00	0.0%
Wildlife Reserve Funds		8280	0.00	0.00	0.00	0.00	0.00	0.0%
FEMA		8281	0.00	0.00	0.00	0.00	0.00	0.0%
Interagency Contracts Between LEAs		8285	0.00	0.00	0.00	0.00	0.00	0.0%
Pass-Through Revenues from Federal Sources		8287	0.00	0.00	0.00	0.00		
Title I, Part A, Basic	3010	8290						
Title I, Part D, Local Delinquent Programs	3025	8290						
Title II, Part A, Supporting Effective Instruction	4035	8290						
Title III, Part A, Immigrant Student Program	4201	8290						
Title III, Part A, English Learner Program	4203	8290						
Public Charter Schools Grant Program (PCSGP)	4610	8290						
Other NCLB / Every Student Succeeds Act	3040, 3060, 3061, 3110, 3150, 3155, 3180, 3182, 4037, 4123, 4124, 4126, 4127, 4128, 5630	8290						
Career and Technical Education	3500-3599	8290						
All Other Federal Revenue	All Other	8290	604,898.07	604,898.07	897,532.40	604,898.07	0.00	0.0%
TOTAL, FEDERAL REVENUE			8,481,495.07	8,481,495.07	5,977,927.40	8,481,495.07	0.00	0.0%
OTHER STATE REVENUE								
Other State Apportionments								
ROC/P Entitlement								
Prior Years	6360	8319						
Special Education Master Plan								
Current Year	6500	8311						
Prior Years	6500	8319						
All Other State Apportionments - Current Year	All Other	8311	0.00	0.00	0.00	0.00	0.00	0.0%
All Other State Apportionments - Prior Years	All Other	8319	0.00	0.00	0.00	0.00	0.00	0.0%
Child Nutrition Programs		8520	0.00	0.00	0.00	0.00		
Mandated Costs Reimbursements		8550	55,817.00	55,817.00	59,720.00	55,817.00	0.00	0.0%
Lottery - Unrestricted and Instructional Materials		8560	274,200.00	274,200.00	150,750.13	274,200.00	0.00	0.0%
Tax Relief Subventions								
Restricted Levies - Other								
Homeowners' Exemptions		8575	0.00	0.00	0.00	0.00		
Other Subventions/In-Lieu Taxes		8576	0.00	0.00	0.00	0.00		

Description	Resource Codes	Object Codes	Original Budget (A)	Board Approved Operating Budget (B)	Actuals To Date (C)	Projected Year Totals (D)	Difference (Col B & D) (E)	% Diff Column B & D (F)
Pass-Through Revenues from State Sources		8587	0.00	0.00	0.00	0.00	0.00	0.0%
After School Education and Safety (ASES)	6010	8590						
Charter School Facility Grant	6030	8590						
Career Technical Education Incentive Grant Program	6387	8590						
Drug/Alcohol/Tobacco Funds	6650, 6690, 6695	8590						
California Clean Energy Jobs Act	6230	8590						
Specialized Secondary	7370	8590						
American Indian Early Childhood Education	7210	8590						
All Other State Revenue	All Other	8590	461,587.00	461,587.00	87,605.90	461,587.00	0.00	0.0%
TOTAL, OTHER STATE REVENUE			791,604.00	791,604.00	298,076.03	791,604.00	0.00	0.0%
OTHER LOCAL REVENUE								
Other Local Revenue								
County and District Taxes								
Other Restricted Levies								
Secured Roll		8615	0.00	0.00	0.00	0.00		
Unsecured Roll		8616	0.00	0.00	0.00	0.00		
Prior Years' Taxes		8617	0.00	0.00	0.00	0.00		
Supplemental Taxes		8618	0.00	0.00	0.00	0.00		
Non-Ad Valorem Taxes								
Parcel Taxes		8621	0.00	0.00	0.00	0.00	0.00	0.0%
Other		8622	0.00	0.00	0.00	0.00	0.00	0.0%
Community Redevelopment Funds Not Subject to LCFF Deduction		8625	0.00	0.00	0.00	0.00		
Penalties and Interest from Delinquent Non-LCFF Taxes		8629	0.00	0.00	0.00	0.00		
Sales								
Sale of Equipment/Supplies		8631	0.00	0.00	0.00	0.00	0.00	0.0%
Sale of Publications		8632	0.00	0.00	0.00	0.00	0.00	0.0%
Food Service Sales		8634	0.00	0.00	0.00	0.00	0.00	0.0%
All Other Sales		8639	0.00	0.00	0.00	0.00	0.00	0.0%
Leases and Rentals								
Interest		8660	100,000.00	200,000.00	338,303.05	350,000.00	150,000.00	75.0%
Net Increase (Decrease) in the Fair Value of Investments		8662	0.00	0.00	0.00	0.00	0.00	0.0%
Fees and Contracts								
Adult Education Fees		8671	0.00	0.00	0.00	0.00	0.00	0.0%
Non-Resident Students		8672	0.00	0.00	0.00	0.00	0.00	0.0%
Transportation Fees From Individuals		8675	0.00	0.00	0.00	0.00	0.00	0.0%
Interagency Services		8677	0.00	0.00	0.00	0.00	0.00	0.0%
Mitigation/Developer Fees		8681	0.00	0.00	0.00	0.00	0.00	0.0%
All Other Fees and Contracts		8689	0.00	0.00	0.00	0.00	0.00	0.0%
Other Local Revenue								
Plus: Misc Funds Non-LCFF (50%) Adjustment		8691	0.00	0.00	0.00	0.00	0.00	0.0%
Pass-Through Revenues From Local Sources		8697	0.00	0.00	0.00	0.00		

Description	Resource Codes	Object Codes	Original Budget (A)	Board Approved Operating Budget (B)	Actuals To Date (C)	Projected Year Totals (D)	Difference (Col B & D) (E)	% Diff Column B & D (F)
All Other Local Revenue		8699	50,436.76	49,736.76	68,373.54	49,736.76	0.00	0.0%
Tuition		8710	0.00	0.00	0.00	0.00	0.00	0.0%
All Other Transfers In		8781-8783	0.00	0.00	0.00	0.00	0.00	0.0%
Transfers Of Apportionments								
Special Education SELPA Transfers								
From Districts or Charter Schools	6500	8791						
From County Offices	6500	8792						
From JPAs	6500	8793						
ROC/P Transfers								
From Districts or Charter Schools	6360	8791						
From County Offices	6360	8792						
From JPAs	6360	8793						
Other Transfers of Apportionments								
From Districts or Charter Schools	All Other	8791	0.00	0.00	0.00	0.00	0.00	0.0%
From County Offices	All Other	8792	0.00	0.00	0.00	0.00	0.00	0.0%
From JPAs	All Other	8793	0.00	0.00	0.00	0.00	0.00	0.0%
All Other Transfers In from All Others		8799	0.00	0.00	0.00	0.00	0.00	0.0%
TOTAL, OTHER LOCAL REVENUE			150,436.76	249,736.76	406,676.59	399,736.76	150,000.00	60.1%
TOTAL, REVENUES			29,645,750.83	29,603,285.65	18,449,412.48	29,914,077.83	310,792.18	1.0%
CERTIFICATED SALARIES								
Certificated Teachers' Salaries		1100	10,948,183.00	11,182,183.00	5,651,481.70	10,066,846.00	1,115,337.00	10.0%
Certificated Pupil Support Salaries		1200	301,607.00	301,607.00	177,364.69	301,607.00	0.00	0.0%
Certificated Supervisors' and Administrators' Salaries		1300	1,399,322.00	1,399,322.00	867,925.28	1,399,322.00	0.00	0.0%
Other Certificated Salaries		1900	645,443.00	610,148.47	317,403.18	610,148.47	0.00	0.0%
TOTAL, CERTIFICATED SALARIES			13,294,555.00	13,493,260.47	7,014,174.85	12,377,923.47	1,115,337.00	8.3%
CLASSIFIED SALARIES								
Classified Instructional Salaries		2100	667,378.00	917,759.47	480,879.22	917,759.47	0.00	0.0%
Classified Support Salaries		2200	801,922.00	836,102.00	489,968.23	836,102.00	0.00	0.0%
Classified Supervisors' and Administrators' Salaries		2300	422,252.00	422,252.00	251,141.92	422,252.00	0.00	0.0%
Clerical, Technical and Office Salaries		2400	884,166.00	917,796.00	523,028.85	962,287.00	(44,491.00)	-4.8%
Other Classified Salaries		2900	1,283,732.00	1,285,560.00	659,627.83	1,285,560.00	0.00	0.0%
TOTAL, CLASSIFIED SALARIES			4,059,450.00	4,379,469.47	2,404,646.05	4,423,960.47	(44,491.00)	-1.0%
EMPLOYEE BENEFITS								
STRS		3101-3102	2,332,414.57	2,381,499.57	1,266,971.19	2,283,452.57	98,047.00	4.1%
PERS		3201-3202	1,025,850.00	1,080,265.30	602,033.89	1,091,981.30	(11,716.00)	-1.1%
OASDI/Medicare/Alternative		3301-3302	486,541.79	533,911.80	297,558.64	498,015.36	35,896.44	6.7%
Health and Welfare Benefits		3401-3402	2,701,045.00	2,701,045.00	1,308,796.88	2,718,045.00	(17,000.00)	-0.6%
Unemployment Insurance		3501-3502	84,178.78	109,751.89	4,765.16	109,717.35	34.54	0.0%
Workers' Compensation		3601-3602	214,388.55	215,662.92	113,676.68	215,755.41	(92.49)	0.0%
OPEB, Allocated		3701-3702	443,007.00	443,007.00	192,630.30	443,007.00	0.00	0.0%
OPEB, Active Employees		3751-3752	0.00	0.00	0.00	0.00	0.00	0.0%
Other Employee Benefits		3901-3902	0.00	0.00	0.00	0.00	0.00	0.0%
TOTAL, EMPLOYEE BENEFITS			7,287,425.69	7,465,143.48	3,786,432.74	7,359,973.99	105,169.49	1.4%
BOOKS AND SUPPLIES								

Description	Resource Codes	Object Codes	Original Budget (A)	Board Approved Operating Budget (B)	Actuals To Date (C)	Projected Year Totals (D)	Difference (Col B & D) (E)	% Diff Column B & D (F)
Approved Textbooks and Core Curricula Materials		4100	40,006.16	311,206.16	0.00	311,206.16	0.00	0.0%
Books and Other Reference Materials		4200	0.00	0.00	0.00	0.00	0.00	0.0%
Materials and Supplies		4300	582,266.79	590,135.03	160,152.42	590,135.03	0.00	0.0%
Noncapitalized Equipment		4400	453,900.00	486,350.00	(508,720.74)	5,523.00	480,827.00	98.9%
Food		4700	0.00	0.00	0.00	0.00	0.00	0.0%
TOTAL, BOOKS AND SUPPLIES			1,076,172.95	1,387,691.19	(348,568.32)	906,864.19	480,827.00	34.6%
SERVICES AND OTHER OPERATING EXPENDITURES								
Subagreements for Services		5100	240,119.89	240,119.89	140,392.40	240,119.89	0.00	0.0%
Travel and Conferences		5200	61,950.00	64,150.00	22,020.01	64,965.00	(815.00)	-1.3%
Dues and Memberships		5300	62,910.00	62,910.00	38,797.74	62,910.00	0.00	0.0%
Insurance		5400-5450	250,500.00	250,500.00	240,443.65	250,500.00	0.00	0.0%
Operations and Housekeeping Services		5500	632,619.00	911,763.00	383,219.52	911,763.00	0.00	0.0%
Rentals, Leases, Repairs, and Noncapitalized Improvements		5600	147,501.00	155,851.00	70,801.51	155,851.00	0.00	0.0%
Transfers of Direct Costs		5710	0.00	0.00	0.00	0.00	0.00	0.0%
Transfers of Direct Costs - Interfund		5750	0.00	0.00	0.00	0.00	0.00	0.0%
Professional/Consulting Services and Operating Expenditures		5800	861,600.00	840,735.83	133,698.09	636,968.40	203,767.43	24.2%
Communications		5900	60,135.00	60,135.00	26,093.05	59,635.00	500.00	0.8%
TOTAL, SERVICES AND OTHER OPERATING EXPENDITURES			2,317,334.89	2,586,164.72	1,055,465.97	2,382,712.29	203,452.43	7.9%
CAPITAL OUTLAY								
Land		6100	0.00	0.00	0.00	0.00	0.00	0.0%
Land Improvements		6170	0.00	0.00	0.00	0.00	0.00	0.0%
Buildings and Improvements of Buildings		6200	501,365.00	501,365.00	179,310.28	509,854.25	(8,489.25)	-1.7%
Books and Media for New School Libraries or Major Expansion of School Libraries		6300	0.00	0.00	0.00	0.00	0.00	0.0%
Equipment		6400	80,000.00	80,000.00	29,822.85	80,000.00	0.00	0.0%
Equipment Replacement		6500	0.00	0.00	0.00	0.00	0.00	0.0%
Lease Assets		6600	0.00	0.00	0.00	0.00	0.00	0.0%
Subscription Assets		6700	0.00	0.00	0.00	0.00	0.00	0.0%
TOTAL, CAPITAL OUTLAY			581,365.00	581,365.00	209,133.13	589,854.25	(8,489.25)	-1.5%
OTHER OUTGO (excluding Transfers of Indirect Costs)								
Tuition								
Tuition for Instruction Under Interdistrict								
Attendance Agreements		7110	0.00	0.00	0.00	0.00	0.00	0.0%
State Special Schools		7130	0.00	0.00	0.00	0.00	0.00	0.0%
Tuition, Excess Costs, and/or Deficit Payments								
Payments to Districts or Charter Schools		7141	0.00	0.00	0.00	0.00	0.00	0.0%
Payments to County Offices		7142	78,485.00	78,485.00	43,792.00	78,485.00	0.00	0.0%
Payments to JPAs		7143	0.00	0.00	0.00	0.00	0.00	0.0%
Transfers of Pass-Through Revenues								
To Districts or Charter Schools		7211	0.00	0.00	0.00	0.00	0.00	0.0%
To County Offices		7212	0.00	0.00	0.00	0.00	0.00	0.0%

Description	Resource Codes	Object Codes	Original Budget (A)	Board Approved Operating Budget (B)	Actuals To Date (C)	Projected Year Totals (D)	Difference (Col B & D) (E)	% Diff Column B & D (F)
To JPAs		7213	0.00	0.00	0.00	0.00	0.00	0.0%
Special Education SELPA Transfers of Apportionments								
To Districts or Charter Schools	6500	7221						
To County Offices	6500	7222						
To JPAs	6500	7223						
ROC/P Transfers of Apportionments								
To Districts or Charter Schools	6360	7221						
To County Offices	6360	7222						
To JPAs	6360	7223						
Other Transfers of Apportionments	All Other	7221-7223	0.00	0.00	0.00	0.00	0.00	0.0%
All Other Transfers		7281-7283	0.00	0.00	0.00	0.00	0.00	0.0%
All Other Transfers Out to All Others		7299	0.00	0.00	0.00	0.00	0.00	0.0%
Debt Service								
Debt Service - Interest		7438	0.00	0.00	0.00	0.00	0.00	0.0%
Other Debt Service - Principal		7439	0.00	0.00	0.00	0.00	0.00	0.0%
TOTAL, OTHER OUTGO (excluding Transfers of Indirect Costs)			78,485.00	78,485.00	43,792.00	78,485.00	0.00	0.0%
OTHER OUTGO - TRANSFERS OF INDIRECT COSTS								
Transfers of Indirect Costs		7310	(205,830.00)	(210,410.00)	0.00	(205,700.00)	(4,710.00)	2.2%
Transfers of Indirect Costs - Interfund		7350	0.00	(64,030.44)	0.00	(64,030.44)	0.00	0.0%
TOTAL, OTHER OUTGO - TRANSFERS OF INDIRECT COSTS			(205,830.00)	(274,440.44)	0.00	(269,730.44)	(4,710.00)	1.7%
TOTAL, EXPENDITURES			28,488,958.53	29,697,138.89	14,165,076.42	27,850,043.22	1,847,095.67	6.2%
INTERFUND TRANSFERS								
INTERFUND TRANSFERS IN								
From: Special Reserve Fund		8912	0.00	0.00	0.00	0.00	0.00	0.0%
From: Bond Interest and Redemption Fund		8914	0.00	0.00	0.00	0.00	0.00	0.0%
Other Authorized Interfund Transfers In		8919	303,182.00	303,182.00	176,856.15	303,182.00	0.00	0.0%
(a) TOTAL, INTERFUND TRANSFERS IN			303,182.00	303,182.00	176,856.15	303,182.00	0.00	0.0%
INTERFUND TRANSFERS OUT								
To: Child Development Fund		7611	0.00	0.00	0.00	0.00	0.00	0.0%
To: Special Reserve Fund		7612	0.00	0.00	0.00	0.00	0.00	0.0%
To: State School Building Fund/ County School Facilities Fund		7613	0.00	0.00	0.00	0.00	0.00	0.0%
To: Cafeteria Fund		7616	0.00	0.00	0.00	0.00	0.00	0.0%
Other Authorized Interfund Transfers Out		7619	272,490.72	772,490.72	658,952.77	772,490.72	0.00	0.0%
(b) TOTAL, INTERFUND TRANSFERS OUT			272,490.72	772,490.72	658,952.77	772,490.72	0.00	0.0%
OTHER SOURCES/USES								
SOURCES								
State Apportionments								
Emergency Apportionments		8931	0.00	0.00	0.00	0.00	0.00	0.0%
Proceeds								
Proceeds from Disposal of Capital Assets		8953	0.00	0.00	0.00	0.00	0.00	0.0%
Other Sources								

2023-24 Second Interim
General Fund
Unrestricted (Resources 0000-1999)
Revenues, Expenditures, and Changes in Fund Balance

Description	Resource Codes	Object Codes	Original Budget (A)	Board Approved Operating Budget (B)	Actuals To Date (C)	Projected Year Totals (D)	Difference (Col B & D) (E)	% Diff Column B & D (F)
Transfers from Funds of Lapsed/Reorganized LEAs		8965	0.00	0.00	0.00	0.00	0.00	0.0%
Long-Term Debt Proceeds								
Proceeds from Certificates of Participation		8971	0.00	0.00	0.00	0.00	0.00	0.0%
Proceeds from Leases		8972	0.00	0.00	0.00	0.00	0.00	0.0%
Proceeds from Lease Revenue Bonds		8973	0.00	0.00	0.00	0.00	0.00	0.0%
Proceeds from SBITAs		8974	0.00	0.00	0.00	0.00	0.00	0.0%
All Other Financing Sources		8979	0.00	0.00	0.00	0.00	0.00	0.0%
(c) TOTAL, SOURCES			0.00	0.00	0.00	0.00	0.00	0.0%
USES								
Transfers of Funds from Lapsed/Reorganized LEAs		7651	0.00	0.00	0.00	0.00	0.00	0.0%
All Other Financing Uses		7699	0.00	0.00	0.00	0.00	0.00	0.0%
(d) TOTAL, USES			0.00	0.00	0.00	0.00	0.00	0.0%
CONTRIBUTIONS								
Contributions from Unrestricted Revenues		8980	(1,983,568.46)	(1,983,568.46)	0.00	(1,983,568.46)	0.00	0.0%
Contributions from Restricted Revenues		8990	0.00	0.00	0.00	0.00	0.00	0.0%
(e) TOTAL, CONTRIBUTIONS			(1,983,568.46)	(1,983,568.46)	0.00	(1,983,568.46)	0.00	0.0%
TOTAL, OTHER FINANCING SOURCES/USES (a - b + c - d + e)			(1,952,877.18)	(2,452,877.18)	(482,096.62)	(2,452,877.18)	0.00	0.0%

Description	Resource Codes	Object Codes	Original Budget (A)	Board Approved Operating Budget (B)	Actuals To Date (C)	Projected Year Totals (D)	Difference (Col B & D) (E)	% Diff Column B & D (F)
A. REVENUES								
1) LCFF Sources		8010-8099	0.00	0.00	0.00	0.00	0.00	0.0%
2) Federal Revenue		8100-8299	2,702,920.51	2,291,902.61	691,791.75	2,527,942.23	236,039.62	10.3%
3) Other State Revenue		8300-8599	3,824,076.00	3,633,045.00	1,342,699.28	3,733,534.00	100,489.00	2.8%
4) Other Local Revenue		8600-8799	796,499.00	804,033.00	415,501.05	804,033.00	0.00	0.0%
5) TOTAL, REVENUES			7,323,495.51	6,728,980.61	2,449,992.08	7,065,509.23		
B. EXPENDITURES								
1) Certificated Salaries		1000-1999	1,356,033.34	1,369,319.97	767,077.18	1,418,798.87	(49,478.90)	-3.6%
2) Classified Salaries		2000-2999	807,265.31	805,427.31	436,292.58	766,172.08	39,255.23	4.9%
3) Employee Benefits		3000-3999	2,298,247.08	2,286,532.39	399,166.03	2,253,078.35	33,454.04	1.5%
4) Books and Supplies		4000-4999	1,752,367.87	1,223,384.12	769,419.97	1,364,298.08	(140,913.96)	-11.5%
5) Services and Other Operating Expenditures		5000-5999	2,365,749.13	2,544,543.04	855,252.56	2,621,616.69	(77,073.65)	-3.0%
6) Capital Outlay		6000-6999	566,108.67	477,061.67	45,927.61	525,405.36	(48,323.69)	-10.1%
7) Other Outgo (excluding Transfers of Indirect Costs)		7100-7299 7400-7499	269,225.00	269,225.00	0.00	269,225.00	0.00	0.0%
8) Other Outgo - Transfers of Indirect Costs		7300-7399	205,830.00	214,220.00	0.00	205,700.00	8,520.00	4.0%
9) TOTAL, EXPENDITURES			9,620,826.40	9,189,733.50	3,273,135.93	9,424,294.43		
C. EXCESS (DEFICIENCY) OF REVENUES OVER EXPENDITURES BEFORE OTHER FINANCING SOURCES AND USES (A5 - B9)			(2,297,330.89)	(2,460,752.89)	(823,143.85)	(2,358,785.20)		
D. OTHER FINANCING SOURCES/USES								
1) Interfund Transfers								
a) Transfers In		8900-8929	0.00	0.00	0.00	0.00	0.00	0.0%
b) Transfers Out		7600-7629	0.00	0.00	0.00	0.00	0.00	0.0%
2) Other Sources/Uses								
a) Sources		8930-8979	0.00	0.00	0.00	0.00	0.00	0.0%
b) Uses		7630-7699	0.00	0.00	0.00	0.00	0.00	0.0%
3) Contributions		8980-8999	1,983,568.46	1,983,568.46	16,515.00	1,983,568.46	0.00	0.0%
4) TOTAL, OTHER FINANCING SOURCES/USES			1,983,568.46	1,983,568.46	16,515.00	1,983,568.46		
E. NET INCREASE (DECREASE) IN FUND BALANCE (C + D4)			(313,762.43)	(477,184.43)	(806,628.85)	(375,216.74)		
F. FUND BALANCE, RESERVES								
1) Beginning Fund Balance								
a) As of July 1 - Unaudited		9791	5,766,825.14	5,779,158.55		6,601,745.78	822,587.23	14.2%
b) Audit Adjustments		9793	0.00	0.00		0.00	0.00	0.0%
c) As of July 1 - Audited (F1a + F1b)			5,766,825.14	5,779,158.55		6,601,745.78		
d) Other Restatements		9795	0.00	0.00		0.00	0.00	0.0%
e) Adjusted Beginning Balance (F1c + F1d)			5,766,825.14	5,779,158.55		6,601,745.78		
2) Ending Balance, June 30 (E + F1e)			5,453,062.71	5,301,974.12		6,226,529.04		
Components of Ending Fund Balance								
a) Nonspendable								
Revolving Cash		9711	0.00	0.00		0.00		
Stores		9712	0.00	0.00		0.00		
Prepaid Items		9713	0.00	0.00		0.00		

Description	Resource Codes	Object Codes	Original Budget (A)	Board Approved Operating Budget (B)	Actuals To Date (C)	Projected Year Totals (D)	Difference (Col B & D) (E)	% Diff Column B & D (F)
All Others		9719	0.00	0.00		0.00		
b) Restricted		9740	5,453,062.71	5,301,974.12		6,226,529.04		
c) Committed								
Stabilization Arrangements		9750	0.00	0.00		0.00		
Other Commitments		9760	0.00	0.00		0.00		
d) Assigned								
Other Assignments		9780	0.00	0.00		0.00		
e) Unassigned/Unappropriated								
Reserve for Economic Uncertainties		9789	0.00	0.00		0.00		
Unassigned/Unappropriated Amount		9790	0.00	0.00		0.00		
LCFF SOURCES								
Principal Apportionment								
State Aid - Current Year		8011	0.00	0.00	0.00	0.00		
Education Protection Account State Aid - Current Year		8012	0.00	0.00	0.00	0.00		
State Aid - Prior Years		8019	0.00	0.00	0.00	0.00		
Tax Relief Subventions								
Homeowners' Exemptions		8021	0.00	0.00	0.00	0.00		
Timber Yield Tax		8022	0.00	0.00	0.00	0.00		
Other Subventions/In-Lieu Taxes		8029	0.00	0.00	0.00	0.00		
County & District Taxes								
Secured Roll Taxes		8041	0.00	0.00	0.00	0.00		
Unsecured Roll Taxes		8042	0.00	0.00	0.00	0.00		
Prior Years' Taxes		8043	0.00	0.00	0.00	0.00		
Supplemental Taxes		8044	0.00	0.00	0.00	0.00		
Education Revenue Augmentation Fund (ERAF)		8045	0.00	0.00	0.00	0.00		
Community Redevelopment Funds (SB 617/699/1992)		8047	0.00	0.00	0.00	0.00		
Penalties and Interest from Delinquent Taxes		8048	0.00	0.00	0.00	0.00		
Miscellaneous Funds (EC 41604)								
Royalties and Bonuses		8081	0.00	0.00	0.00	0.00		
Other In-Lieu Taxes		8082	0.00	0.00	0.00	0.00		
Less: Non-LCFF (50%) Adjustment		8089	0.00	0.00	0.00	0.00		
Subtotal, LCFF Sources			0.00	0.00	0.00	0.00		
LCFF Transfers								
Unrestricted LCFF								
Transfers - Current Year	0000	8091						
All Other LCFF Transfers - Current Year	All Other	8091	0.00	0.00	0.00	0.00	0.00	0.0%
Transfers to Charter Schools in Lieu of Property Taxes		8096	0.00	0.00	0.00	0.00		
Property Taxes Transfers		8097	0.00	0.00	0.00	0.00	0.00	0.0%
LCFF/Revenue Limit Transfers - Prior Years		8099	0.00	0.00	0.00	0.00	0.00	0.0%
TOTAL, LCFF SOURCES			0.00	0.00	0.00	0.00	0.00	0.0%
FEDERAL REVENUE								

Description	Resource Codes	Object Codes	Original Budget (A)	Board Approved Operating Budget (B)	Actuals To Date (C)	Projected Year Totals (D)	Difference (Col B & D) (E)	% Diff Column B & D (F)
Maintenance and Operations		8110	0.00	0.00	0.00	0.00	0.00	0.0%
Special Education Entitlement		8181	75,241.00	71,839.00	0.00	71,839.00	0.00	0.0%
Special Education Discretionary Grants		8182	19,468.00	19,468.00	(940.00)	19,468.00	0.00	0.0%
Child Nutrition Programs		8220	0.00	0.00	0.00	0.00	0.00	0.0%
Donated Food Commodities		8221	0.00	0.00	0.00	0.00	0.00	0.0%
Forest Reserve Funds		8260	0.00	0.00	0.00	0.00		
Flood Control Funds		8270	0.00	0.00	0.00	0.00		
Wildlife Reserve Funds		8280	0.00	0.00	0.00	0.00		
FEMA		8281	0.00	0.00	0.00	0.00	0.00	0.0%
Interagency Contracts Between LEAs		8285	0.00	0.00	0.00	0.00	0.00	0.0%
Pass-Through Revenues from Federal Sources		8287	0.00	0.00	0.00	0.00	0.00	0.0%
Title I, Part A, Basic	3010	8290	268,924.00	343,333.00	201,874.45	349,708.00	6,375.00	1.9%
Title I, Part D, Local Delinquent Programs	3025	8290	0.00	0.00	0.00	0.00	0.00	0.0%
Title II, Part A, Supporting Effective Instruction	4035	8290	45,500.00	61,645.00	23,587.96	61,645.00	0.00	0.0%
Title III, Part A, Immigrant Student Program	4201	8290	0.00	0.00	0.00	0.00	0.00	0.0%
Title III, Part A, English Learner Program	4203	8290	14,931.00	30,785.00	8,278.38	30,785.00	0.00	0.0%
Public Charter Schools Grant Program (PCSGP)	4610	8290	0.00	0.00	0.00	0.00	0.00	0.0%
Other NCLB / Every Student Succeeds Act	3040, 3060, 3061, 3110, 3150, 3155, 3180, 3182, 4037, 4123, 4124, 4126, 4127, 4128, 5630	8290	29,000.00	29,000.00	13,919.00	23,215.00	(5,785.00)	-19.9%
Career and Technical Education	3500-3599	8290	0.00	0.00	0.00	0.00	0.00	0.0%
All Other Federal Revenue	All Other	8290	2,249,856.51	1,735,832.61	445,071.96	1,971,282.23	235,449.62	13.6%
TOTAL, FEDERAL REVENUE			2,702,920.51	2,291,902.61	691,791.75	2,527,942.23	236,039.62	10.3%
OTHER STATE REVENUE								
Other State Apportionments								
ROC/P Entitlement								
Prior Years	6360	8319	0.00	0.00	0.00	0.00	0.00	0.0%
Special Education Master Plan								
Current Year	6500	8311	0.00	0.00	0.00	0.00	0.00	0.0%
Prior Years	6500	8319	0.00	0.00	0.00	0.00	0.00	0.0%
All Other State Apportionments - Current Year	All Other	8311	0.00	0.00	0.00	0.00	0.00	0.0%
All Other State Apportionments - Prior Years	All Other	8319	0.00	0.00	0.00	0.00	0.00	0.0%
Child Nutrition Programs		8520	0.00	0.00	0.00	0.00	0.00	0.0%
Mandated Costs Reimbursements		8550	0.00	0.00	0.00	0.00		
Lottery - Unrestricted and Instructional Materials		8560	89,572.00	89,572.00	18,761.20	89,572.00	0.00	0.0%
Tax Relief Subventions								
Restricted Levies - Other								
Homeowners' Exemptions		8575	0.00	0.00	0.00	0.00	0.00	0.0%
Other Subventions/In-Lieu Taxes		8576	0.00	0.00	0.00	0.00	0.00	0.0%

Description	Resource Codes	Object Codes	Original Budget (A)	Board Approved Operating Budget (B)	Actuals To Date (C)	Projected Year Totals (D)	Difference (Col B & D) (E)	% Diff Column B & D (F)
Pass-Through Revenues from State Sources		8587	0.00	0.00	0.00	0.00	0.00	0.0%
After School Education and Safety (ASES)	6010	8590	0.00	0.00	0.00	0.00	0.00	0.0%
Charter School Facility Grant	6030	8590	0.00	0.00	0.00	0.00	0.00	0.0%
Career Technical Education Incentive Grant Program	6387	8590	0.00	0.00	0.00	0.00	0.00	0.0%
Drug/Alcohol/Tobacco Funds	6650, 6690, 6695	8590	0.00	0.00	0.00	0.00	0.00	0.0%
California Clean Energy Jobs Act	6230	8590	0.00	0.00	0.00	0.00	0.00	0.0%
Specialized Secondary	7370	8590	0.00	0.00	0.00	0.00	0.00	0.0%
American Indian Early Childhood Education	7210	8590	53,583.00	58,000.00	4,507.08	58,000.00	0.00	0.0%
All Other State Revenue	All Other	8590	3,680,921.00	3,485,473.00	1,319,431.00	3,585,962.00	100,489.00	2.9%
TOTAL, OTHER STATE REVENUE			3,824,076.00	3,633,045.00	1,342,699.28	3,733,534.00	100,489.00	2.8%
OTHER LOCAL REVENUE								
Other Local Revenue								
County and District Taxes								
Other Restricted Levies								
Secured Roll		8615	0.00	0.00	0.00	0.00	0.00	0.0%
Unsecured Roll		8616	0.00	0.00	0.00	0.00	0.00	0.0%
Prior Years' Taxes		8617	0.00	0.00	0.00	0.00	0.00	0.0%
Supplemental Taxes		8618	0.00	0.00	0.00	0.00	0.00	0.0%
Non-Ad Valorem Taxes								
Parcel Taxes		8621	0.00	0.00	0.00	0.00	0.00	0.0%
Other		8622	0.00	0.00	0.00	0.00	0.00	0.0%
Community Redevelopment Funds Not Subject to LCFF Deduction		8625	0.00	0.00	2,573.05	0.00	0.00	0.0%
Penalties and Interest from Delinquent Non-LCFF Taxes		8629	0.00	0.00	0.00	0.00	0.00	0.0%
Sales								
Sale of Equipment/Supplies		8631	0.00	0.00	0.00	0.00	0.00	0.0%
Sale of Publications		8632	0.00	0.00	0.00	0.00	0.00	0.0%
Food Service Sales		8634	0.00	0.00	0.00	0.00	0.00	0.0%
All Other Sales		8639	0.00	0.00	0.00	0.00	0.00	0.0%
Leases and Rentals		8650	0.00	0.00	0.00	0.00	0.00	0.0%
Interest		8660	0.00	0.00	0.00	0.00	0.00	0.0%
Net Increase (Decrease) in the Fair Value of Investments		8662	0.00	0.00	0.00	0.00	0.00	0.0%
Fees and Contracts								
Adult Education Fees		8671	0.00	0.00	0.00	0.00	0.00	0.0%
Non-Resident Students		8672	0.00	0.00	0.00	0.00	0.00	0.0%
Transportation Fees From Individuals		8675	0.00	0.00	0.00	0.00	0.00	0.0%
Interagency Services		8677	0.00	0.00	0.00	0.00	0.00	0.0%
Mitigation/Developer Fees		8681	0.00	0.00	0.00	0.00	0.00	0.0%
All Other Fees and Contracts		8689	0.00	0.00	0.00	0.00	0.00	0.0%
Other Local Revenue								
Plus: Misc Funds Non-LCFF (50%) Adjustment		8691	0.00	0.00	0.00	0.00	0.00	0.0%

Description	Resource Codes	Object Codes	Original Budget (A)	Board Approved Operating Budget (B)	Actuals To Date (C)	Projected Year Totals (D)	Difference (Col B & D) (E)	% Diff Column B & D (F)
Pass-Through Revenues From Local Sources		8697	0.00	0.00	0.00	0.00	0.00	0.0%
All Other Local Revenue		8699	0.00	0.00	0.00	0.00	0.00	0.0%
Tuition		8710	0.00	0.00	0.00	0.00	0.00	0.0%
All Other Transfers In		8781-8783	0.00	0.00	0.00	0.00	0.00	0.0%
Transfers Of Apportionments								
Special Education SELPA Transfers								
From Districts or Charter Schools	6500	8791	0.00	0.00	0.00	0.00	0.00	0.0%
From County Offices	6500	8792	796,499.00	804,033.00	412,928.00	804,033.00	0.00	0.0%
From JPAs	6500	8793	0.00	0.00	0.00	0.00	0.00	0.0%
ROC/P Transfers								
From Districts or Charter Schools	6360	8791	0.00	0.00	0.00	0.00	0.00	0.0%
From County Offices	6360	8792	0.00	0.00	0.00	0.00	0.00	0.0%
From JPAs	6360	8793	0.00	0.00	0.00	0.00	0.00	0.0%
Other Transfers of Apportionments								
From Districts or Charter Schools	All Other	8791	0.00	0.00	0.00	0.00	0.00	0.0%
From County Offices	All Other	8792	0.00	0.00	0.00	0.00	0.00	0.0%
From JPAs	All Other	8793	0.00	0.00	0.00	0.00	0.00	0.0%
All Other Transfers In from All Others		8799	0.00	0.00	0.00	0.00	0.00	0.0%
TOTAL, OTHER LOCAL REVENUE			796,499.00	804,033.00	415,501.05	804,033.00	0.00	0.0%
TOTAL, REVENUES			7,323,495.51	6,728,980.61	2,449,992.08	7,065,509.23	336,528.62	5.0%
CERTIFICATED SALARIES								
Certificated Teachers' Salaries		1100	1,274,992.34	1,285,758.97	720,824.89	1,351,477.87	(65,718.90)	-5.1%
Certificated Pupil Support Salaries		1200	64,801.00	67,321.00	46,252.29	67,321.00	0.00	0.0%
Certificated Supervisors' and Administrators' Salaries		1300	0.00	0.00	0.00	0.00	0.00	0.0%
Other Certificated Salaries		1900	16,240.00	16,240.00	0.00	0.00	16,240.00	100.0%
TOTAL, CERTIFICATED SALARIES			1,356,033.34	1,369,319.97	767,077.18	1,418,798.87	(49,478.90)	-3.6%
CLASSIFIED SALARIES								
Classified Instructional Salaries		2100	366,631.69	387,313.69	198,771.58	374,045.33	13,268.36	3.4%
Classified Support Salaries		2200	115,440.00	101,540.00	93,398.42	107,964.00	(6,424.00)	-6.3%
Classified Supervisors' and Administrators' Salaries		2300	102,378.00	102,378.00	65,784.76	102,378.00	0.00	0.0%
Clerical, Technical and Office Salaries		2400	106,097.50	106,097.50	37,602.45	63,801.77	42,295.73	39.9%
Other Classified Salaries		2900	116,718.12	108,098.12	40,735.37	117,982.98	(9,884.86)	-9.1%
TOTAL, CLASSIFIED SALARIES			807,265.31	805,427.31	436,292.58	766,172.08	39,255.23	4.9%
EMPLOYEE BENEFITS								
STRS		3101-3102	1,719,458.61	1,712,402.80	143,937.15	1,721,508.09	(9,105.29)	-0.5%
PERS		3201-3202	197,421.85	193,119.85	89,699.72	175,923.68	17,196.17	8.9%
OASDI/Medicare/Alternative		3301-3302	120,406.51	120,267.76	37,904.60	106,617.05	13,650.71	11.4%
Health and Welfare Benefits		3401-3402	215,164.00	211,164.00	113,776.99	201,064.00	10,100.00	4.8%
Unemployment Insurance		3501-3502	11,854.43	11,169.38	535.50	10,103.81	1,065.57	9.5%
Workers' Compensation		3601-3602	33,941.68	38,408.60	13,312.07	37,861.72	546.88	1.4%
OPEB, Allocated		3701-3702	0.00	0.00	0.00	0.00	0.00	0.0%
OPEB, Active Employees		3751-3752	0.00	0.00	0.00	0.00	0.00	0.0%
Other Employee Benefits		3901-3902	0.00	0.00	0.00	0.00	0.00	0.0%

Description	Resource Codes	Object Codes	Original Budget (A)	Board Approved Operating Budget (B)	Actuals To Date (C)	Projected Year Totals (D)	Difference (Col B & D) (E)	% Diff Column B & D (F)
TOTAL, EMPLOYEE BENEFITS			2,298,247.08	2,286,532.39	399,166.03	2,253,078.35	33,454.04	1.5%
BOOKS AND SUPPLIES								
Approved Textbooks and Core Curricula Materials		4100	45,607.07	46,907.07	2,234.25	46,820.87	86.20	0.2%
Books and Other Reference Materials		4200	500.00	0.00	0.00	0.00	0.00	0.0%
Materials and Supplies		4300	1,678,360.80	1,147,177.05	244,300.69	759,207.96	387,969.09	33.8%
Noncapitalized Equipment		4400	27,900.00	27,900.00	519,848.88	554,069.25	(526,169.25)	-1,885.9%
Food		4700	0.00	1,400.00	3,036.15	4,200.00	(2,800.00)	-200.0%
TOTAL, BOOKS AND SUPPLIES			1,752,367.87	1,223,384.12	769,419.97	1,364,298.08	(140,913.96)	-11.5%
SERVICES AND OTHER OPERATING EXPENDITURES								
Subagreements for Services		5100	222,470.00	222,470.00	0.00	165,470.00	57,000.00	25.6%
Travel and Conferences		5200	22,554.00	69,533.00	36,575.06	74,704.82	(5,171.82)	-7.4%
Dues and Memberships		5300	300.00	300.00	0.00	300.00	0.00	0.0%
Insurance		5400-5450	0.00	0.00	0.00	0.00	0.00	0.0%
Operations and Housekeeping Services		5500	0.00	0.00	0.00	0.00	0.00	0.0%
Rentals, Leases, Repairs, and Noncapitalized Improvements		5600	76,435.00	120,935.00	88,682.99	173,237.45	(52,302.45)	-43.2%
Transfers of Direct Costs		5710	0.00	0.00	0.00	0.00	0.00	0.0%
Transfers of Direct Costs - Interfund		5750	0.00	0.00	0.00	0.00	0.00	0.0%
Professional/Consulting Services and Operating Expenditures		5800	2,041,190.13	2,128,505.04	729,476.24	2,205,104.42	(76,599.38)	-3.6%
Communications		5900	2,800.00	2,800.00	518.27	2,800.00	0.00	0.0%
TOTAL, SERVICES AND OTHER OPERATING EXPENDITURES			2,365,749.13	2,544,543.04	855,252.56	2,621,616.69	(77,073.65)	-3.0%
CAPITAL OUTLAY								
Land		6100	0.00	0.00	0.00	0.00	0.00	0.0%
Land Improvements		6170	0.00	0.00	0.00	0.00	0.00	0.0%
Buildings and Improvements of Buildings		6200	508,380.00	419,353.00	200.00	418,677.75	675.25	0.2%
Books and Media for New School Libraries or Major Expansion of School Libraries		6300	0.00	0.00	0.00	0.00	0.00	0.0%
Equipment		6400	23,728.67	23,728.67	45,727.61	72,727.61	(48,998.94)	-206.5%
Equipment Replacement		6500	34,000.00	34,000.00	0.00	34,000.00	0.00	0.0%
Lease Assets		6600	0.00	0.00	0.00	0.00	0.00	0.0%
Subscription Assets		6700	0.00	0.00	0.00	0.00	0.00	0.0%
TOTAL, CAPITAL OUTLAY			566,108.67	477,081.67	45,927.61	525,405.36	(48,323.69)	-10.1%
OTHER OUTGO (excluding Transfers of Indirect Costs)								
Tuition								
Tuition for Instruction Under Interdistrict								
Attendance Agreements		7110	0.00	0.00	0.00	0.00	0.00	0.0%
State Special Schools		7130	0.00	0.00	0.00	0.00	0.00	0.0%
Tuition, Excess Costs, and/or Deficit Payments								
Payments to Districts or Charter Schools		7141	0.00	0.00	0.00	0.00	0.00	0.0%
Payments to County Offices		7142	269,225.00	269,225.00	0.00	269,225.00	0.00	0.0%
Payments to JPAs		7143	0.00	0.00	0.00	0.00	0.00	0.0%
Transfers of Pass-Through Revenues								

Description	Resource Codes	Object Codes	Original Budget (A)	Board Approved Operating Budget (B)	Actuals To Date (C)	Projected Year Totals (D)	Difference (Col B & D) (E)	% Diff Column B & D (F)
To Districts or Charter Schools		7211	0.00	0.00	0.00	0.00	0.00	0.0%
To County Offices		7212	0.00	0.00	0.00	0.00	0.00	0.0%
To JPAs		7213	0.00	0.00	0.00	0.00	0.00	0.0%
Special Education SELPA Transfers of Apportionments								
To Districts or Charter Schools	6500	7221	0.00	0.00	0.00	0.00	0.00	0.0%
To County Offices	6500	7222	0.00	0.00	0.00	0.00	0.00	0.0%
To JPAs	6500	7223	0.00	0.00	0.00	0.00	0.00	0.0%
ROC/P Transfers of Apportionments								
To Districts or Charter Schools	6360	7221	0.00	0.00	0.00	0.00	0.00	0.0%
To County Offices	6360	7222	0.00	0.00	0.00	0.00	0.00	0.0%
To JPAs	6360	7223	0.00	0.00	0.00	0.00	0.00	0.0%
Other Transfers of Apportionments	All Other	7221-7223	0.00	0.00	0.00	0.00	0.00	0.0%
All Other Transfers		7281-7283	0.00	0.00	0.00	0.00	0.00	0.0%
All Other Transfers Out to All Others		7299	0.00	0.00	0.00	0.00	0.00	0.0%
Debt Service								
Debt Service - Interest		7438	0.00	0.00	0.00	0.00	0.00	0.0%
Other Debt Service - Principal		7439	0.00	0.00	0.00	0.00	0.00	0.0%
TOTAL, OTHER OUTGO (excluding Transfers of Indirect Costs)			269,225.00	269,225.00	0.00	269,225.00	0.00	0.0%
OTHER OUTGO - TRANSFERS OF INDIRECT COSTS								
Transfers of Indirect Costs		7310	205,830.00	210,410.00	0.00	205,700.00	4,710.00	2.2%
Transfers of Indirect Costs - Interfund		7350	0.00	3,810.00	0.00	0.00	3,810.00	100.0%
TOTAL, OTHER OUTGO - TRANSFERS OF INDIRECT COSTS			205,830.00	214,220.00	0.00	205,700.00	8,520.00	4.0%
TOTAL, EXPENDITURES			9,620,826.40	9,189,733.50	3,273,135.93	9,424,294.43	(234,560.93)	-2.6%
INTERFUND TRANSFERS								
INTERFUND TRANSFERS IN								
From: Special Reserve Fund		8912	0.00	0.00	0.00	0.00	0.00	0.0%
From: Bond Interest and Redemption Fund		8914	0.00	0.00	0.00	0.00	0.00	0.0%
Other Authorized Interfund Transfers In		8919	0.00	0.00	0.00	0.00	0.00	0.0%
(a) TOTAL, INTERFUND TRANSFERS IN			0.00	0.00	0.00	0.00	0.00	0.0%
INTERFUND TRANSFERS OUT								
To: Child Development Fund		7611	0.00	0.00	0.00	0.00	0.00	0.0%
To: Special Reserve Fund		7612	0.00	0.00	0.00	0.00	0.00	0.0%
To: State School Building Fund/ County School Facilities Fund		7613	0.00	0.00	0.00	0.00	0.00	0.0%
To: Cafeteria Fund		7616	0.00	0.00	0.00	0.00	0.00	0.0%
Other Authorized Interfund Transfers Out		7619	0.00	0.00	0.00	0.00	0.00	0.0%
(b) TOTAL, INTERFUND TRANSFERS OUT			0.00	0.00	0.00	0.00	0.00	0.0%
OTHER SOURCES/USES								
SOURCES								
State Apportionments								
Emergency Apportionments		8931	0.00	0.00	0.00	0.00	0.00	0.0%
Proceeds								

Description	Resource Codes	Object Codes	Original Budget (A)	Board Approved Operating Budget (B)	Actuals To Date (C)	Projected Year Totals (D)	Difference (Col B & D) (E)	% Diff Column B & D (F)
Proceeds from Disposal of Capital Assets		8953	0.00	0.00	0.00	0.00	0.00	0.0%
Other Sources								
Transfers from Funds of Lapsed/Reorganized LEAs		8965	0.00	0.00	0.00	0.00	0.00	0.0%
Long-Term Debt Proceeds								
Proceeds from Certificates of Participation		8971	0.00	0.00	0.00	0.00	0.00	0.0%
Proceeds from Leases		8972	0.00	0.00	0.00	0.00	0.00	0.0%
Proceeds from Lease Revenue Bonds		8973	0.00	0.00	0.00	0.00	0.00	0.0%
Proceeds from SBITAs		8974	0.00	0.00	0.00	0.00	0.00	0.0%
All Other Financing Sources		8979	0.00	0.00	0.00	0.00	0.00	0.0%
(c) TOTAL, SOURCES			0.00	0.00	0.00	0.00	0.00	0.0%
USES								
Transfers of Funds from Lapsed/Reorganized LEAs		7651	0.00	0.00	0.00	0.00	0.00	0.0%
All Other Financing Uses		7699	0.00	0.00	0.00	0.00	0.00	0.0%
(d) TOTAL, USES			0.00	0.00	0.00	0.00	0.00	0.0%
CONTRIBUTIONS								
Contributions from Unrestricted Revenues		8980	1,983,568.46	1,983,568.46	16,515.00	1,983,568.46	0.00	0.0%
Contributions from Restricted Revenues		8990	0.00	0.00	0.00	0.00	0.00	0.0%
(e) TOTAL, CONTRIBUTIONS			1,983,568.46	1,983,568.46	16,515.00	1,983,568.46	0.00	0.0%
TOTAL, OTHER FINANCING SOURCES/USES (a - b + c - d + e)			1,983,568.46	1,983,568.46	16,515.00	1,983,568.46	0.00	0.0%

2023-24 Second Interim
General Fund
Summary - Unrestricted/Restricted
Revenues, Expenditures, and Changes in Fund Balance

Description	Resource Codes	Object Codes	Original Budget (A)	Board Approved Operating Budget (B)	Actuals To Date (C)	Projected Year Totals (D)	Difference (Col B & D) (E)	% Diff Column B & D (F)
A. REVENUES								
1) LCFF Sources		8010-8099	20,222,215.00	20,080,449.82	11,766,732.46	20,241,242.00	160,792.18	0.8%
2) Federal Revenue		8100-8299	11,184,415.58	10,773,397.68	6,669,719.15	11,009,437.30	236,039.62	2.2%
3) Other State Revenue		8300-8599	4,615,680.00	4,424,649.00	1,640,775.31	4,525,138.00	100,489.00	2.3%
4) Other Local Revenue		8600-8799	946,935.76	1,053,769.76	822,177.64	1,203,769.76	150,000.00	14.2%
5) TOTAL, REVENUES			36,969,246.34	36,332,266.26	20,899,404.56	36,979,587.06		
B. EXPENDITURES								
1) Certificated Salaries		1000-1999	14,650,588.34	14,862,580.44	7,781,252.03	13,796,722.34	1,065,858.10	7.2%
2) Classified Salaries		2000-2999	4,866,715.31	5,184,896.78	2,840,938.63	5,190,132.55	(5,235.77)	-0.1%
3) Employee Benefits		3000-3999	9,585,672.77	9,751,675.87	4,185,598.77	9,613,052.34	138,623.53	1.4%
4) Books and Supplies		4000-4999	2,828,540.82	2,611,075.31	420,851.65	2,271,162.27	339,913.04	13.0%
5) Services and Other Operating Expenditures		5000-5999	4,683,084.02	5,130,707.76	1,910,718.53	5,004,328.98	126,378.78	2.5%
6) Capital Outlay		6000-6999	1,147,473.67	1,058,446.67	255,060.74	1,115,259.61	(56,812.94)	-5.4%
7) Other Outgo (excluding Transfers of Indirect Costs)		7100-7299 7400-7499	347,710.00	347,710.00	43,792.00	347,710.00	0.00	0.0%
8) Other Outgo - Transfers of Indirect Costs		7300-7399	0.00	(60,220.44)	0.00	(64,030.44)	3,810.00	-6.3%
9) TOTAL, EXPENDITURES			38,109,784.93	38,886,872.39	17,438,212.35	37,274,337.65		
C. EXCESS (DEFICIENCY) OF REVENUES OVER EXPENDITURES BEFORE OTHER FINANCING SOURCES AND USES (A5 - B9)			(1,140,538.59)	(2,554,606.13)	3,461,192.21	(294,750.59)		
D. OTHER FINANCING SOURCES/USES								
1) Interfund Transfers								
a) Transfers In		8900-8929	303,182.00	303,182.00	176,856.15	303,182.00	0.00	0.0%
b) Transfers Out		7600-7629	272,490.72	772,490.72	658,952.77	772,490.72	0.00	0.0%
2) Other Sources/Uses								
a) Sources		8930-8979	0.00	0.00	0.00	0.00	0.00	0.0%
b) Uses		7630-7699	0.00	0.00	0.00	0.00	0.00	0.0%
3) Contributions		8980-8999	0.00	0.00	16,515.00	0.00	0.00	0.0%
4) TOTAL, OTHER FINANCING SOURCES/USES			30,691.28	(469,308.72)	(465,581.62)	(469,308.72)		
E. NET INCREASE (DECREASE) IN FUND BALANCE (C + D4)			(1,109,847.31)	(3,023,914.85)	2,995,610.59	(764,059.31)		
F. FUND BALANCE, RESERVES								
1) Beginning Fund Balance								
a) As of July 1 - Unaudited		9791	22,065,231.61	23,068,910.95		26,001,111.54	2,932,200.59	12.7%
b) Audit Adjustments		9793	0.00	0.00		0.00	0.00	0.0%
c) As of July 1 - Audited (F1a + F1b)			22,065,231.61	23,068,910.95		26,001,111.54		
d) Other Restatements		9795	0.00	0.00		0.00	0.00	0.0%
e) Adjusted Beginning Balance (F1c + F1d)			22,065,231.61	23,068,910.95		26,001,111.54		
2) Ending Balance, June 30 (E + F1e)			20,955,384.30	20,044,996.10		25,237,052.23		
Components of Ending Fund Balance								
a) Nonspendable								
Revolving Cash		9711	2,500.00	2,500.00		2,500.00		
Stores		9712	0.00	0.00		0.00		
Prepaid Items		9713	0.00	0.00		0.00		

2023-24 Second Interim
General Fund
Summary - Unrestricted/Restricted
Revenues, Expenditures, and Changes in Fund Balance

Description	Resource Codes	Object Codes	Original Budget (A)	Board Approved Operating Budget (B)	Actuals To Date (C)	Projected Year Totals (D)	Difference (Col B & D) (E)	% Diff Column B & D (F)
All Others		9719	0.00	0.00		0.00		
b) Restricted		9740	5,453,062.71	5,301,974.12		6,226,529.04		
c) Committed								
Stabilization Arrangements		9750	0.00	0.00		0.00		
Other Commitments		9760	0.00	0.00		0.00		
d) Assigned								
Other Assignments		9780	4,000,000.00	3,500,000.00		3,086,248.51		
e) Unassigned/Unappropriated								
Reserve for Economic Uncertainties		9789	1,100,000.00	1,200,000.00		1,200,000.00		
Unassigned/Unappropriated Amount		9790	10,399,821.59	10,040,521.98		14,721,774.68		
LCFF SOURCES								
Principal Apportionment								
State Aid - Current Year		8011	14,703,576.00	14,066,251.00	8,253,590.00	14,234,805.00	168,554.00	1.2%
Education Protection Account State Aid - Current Year		8012	4,847,429.00	5,131,539.00	2,676,930.00	5,123,777.00	(7,762.00)	-0.2%
State Aid - Prior Years		8019	22,438.00	0.00	212,084.00	212,084.00	212,084.00	New
Tax Relief Subventions								
Homeowners' Exemptions		8021	7,060.00	24,041.55	4,353.08	6,621.00	(17,420.55)	-72.5%
Timber Yield Tax		8022	0.00	0.00	0.00	0.00	0.00	0.0%
Other Subventions/In-Lieu Taxes		8029	0.00	86.74	21,848.15	21,848.00	21,761.26	25,087.9%
County & District Taxes								
Secured Roll Taxes		8041	832,862.00	890,778.05	490,832.35	953,092.00	62,313.95	7.0%
Unsecured Roll Taxes		8042	55,734.00	54,546.37	66,556.57	70,792.00	16,245.63	29.8%
Prior Years' Taxes		8043	0.00	33,410.87	19,289.01	24,364.00	(9,046.87)	-27.1%
Supplemental Taxes		8044	34,200.00	37,543.87	39,128.30	39,128.00	1,584.13	4.2%
Education Revenue Augmentation Fund (ERAF)		8045	(289,401.00)	(169,624.58)	(30,276.62)	(457,666.00)	(288,041.42)	169.8%
Community Redevelopment Funds (SB 617/699/1992)		8047	8,317.00	11,876.95	12,397.62	12,397.00	520.05	4.4%
Penalties and Interest from Delinquent Taxes		8048	0.00	0.00	0.00	0.00	0.00	0.0%
Miscellaneous Funds (EC 41604)								
Royalties and Bonuses		8081	0.00	0.00	0.00	0.00	0.00	0.0%
Other In-Lieu Taxes		8082	0.00	0.00	0.00	0.00	0.00	0.0%
Less: Non-LCFF (50%) Adjustment		8089	0.00	0.00	0.00	0.00	0.00	0.0%
Subtotal, LCFF Sources			20,222,215.00	20,080,449.82	11,766,732.46	20,241,242.00	160,792.18	0.8%
LCFF Transfers								
Unrestricted LCFF								
Transfers - Current Year	0000	8091	0.00	0.00	0.00	0.00	0.00	0.0%
All Other LCFF Transfers - Current Year	All Other	8091	0.00	0.00	0.00	0.00	0.00	0.0%
Transfers to Charter Schools in Lieu of Property Taxes		8096	0.00	0.00	0.00	0.00	0.00	0.0%
Property Taxes Transfers		8097	0.00	0.00	0.00	0.00	0.00	0.0%
LCFF/Revenue Limit Transfers - Prior Years		8099	0.00	0.00	0.00	0.00	0.00	0.0%
TOTAL, LCFF SOURCES			20,222,215.00	20,080,449.82	11,766,732.46	20,241,242.00	160,792.18	0.8%
FEDERAL REVENUE								

2023-24 Second Interim
General Fund
Summary - Unrestricted/Restricted
Revenues, Expenditures, and Changes in Fund Balance

Description	Resource Codes	Object Codes	Original Budget (A)	Board Approved Operating Budget (B)	Actuals To Date (C)	Projected Year Totals (D)	Difference (Col B & D) (E)	% Diff Column B & D (F)
Maintenance and Operations		8110	7,876,597.00	7,876,597.00	5,080,395.00	7,876,597.00	0.00	0.0%
Special Education Entitlement		8181	75,241.00	71,839.00	0.00	71,839.00	0.00	0.0%
Special Education Discretionary Grants		8182	19,468.00	19,468.00	(940.00)	19,468.00	0.00	0.0%
Child Nutrition Programs		8220	0.00	0.00	0.00	0.00	0.00	0.0%
Donated Food Commodities		8221	0.00	0.00	0.00	0.00	0.00	0.0%
Forest Reserve Funds		8260	0.00	0.00	0.00	0.00	0.00	0.0%
Flood Control Funds		8270	0.00	0.00	0.00	0.00	0.00	0.0%
Wildlife Reserve Funds		8280	0.00	0.00	0.00	0.00	0.00	0.0%
FEMA		8281	0.00	0.00	0.00	0.00	0.00	0.0%
Interagency Contracts Between LEAs		8285	0.00	0.00	0.00	0.00	0.00	0.0%
Pass-Through Revenues from Federal Sources		8287	0.00	0.00	0.00	0.00	0.00	0.0%
Title I, Part A, Basic	3010	8290	268,924.00	343,333.00	201,874.45	349,708.00	6,375.00	1.9%
Title I, Part D, Local Delinquent Programs	3025	8290	0.00	0.00	0.00	0.00	0.00	0.0%
Title II, Part A, Supporting Effective Instruction	4035	8290	45,500.00	61,645.00	23,587.96	61,645.00	0.00	0.0%
Title III, Part A, Immigrant Student Program	4201	8290	0.00	0.00	0.00	0.00	0.00	0.0%
Title III, Part A, English Learner Program	4203	8290	14,931.00	30,785.00	8,278.38	30,785.00	0.00	0.0%
Public Charter Schools Grant Program (PCSGP)	4610	8290	0.00	0.00	0.00	0.00	0.00	0.0%
Other NCLB / Every Student Succeeds Act	3040, 3060, 3061, 3110, 3150, 3155, 3180, 3182, 4037, 4123, 4124, 4126, 4127, 4128, 5630	8290	29,000.00	29,000.00	13,919.00	23,215.00	(5,785.00)	-19.9%
Career and Technical Education	3500-3599	8290	0.00	0.00	0.00	0.00	0.00	0.0%
All Other Federal Revenue	All Other	8290	2,854,754.58	2,340,730.68	1,342,604.36	2,576,180.30	235,449.62	10.1%
TOTAL, FEDERAL REVENUE			11,184,415.58	10,773,397.68	6,669,719.15	11,009,437.30	236,039.62	2.2%
OTHER STATE REVENUE								
Other State Apportionments								
ROC/P Entitlement								
Prior Years	6360	8319	0.00	0.00	0.00	0.00	0.00	0.0%
Special Education Master Plan								
Current Year	6500	8311	0.00	0.00	0.00	0.00	0.00	0.0%
Prior Years	6500	8319	0.00	0.00	0.00	0.00	0.00	0.0%
All Other State Apportionments - Current Year	All Other	8311	0.00	0.00	0.00	0.00	0.00	0.0%
All Other State Apportionments - Prior Years	All Other	8319	0.00	0.00	0.00	0.00	0.00	0.0%
Child Nutrition Programs		8520	0.00	0.00	0.00	0.00	0.00	0.0%
Mandated Costs Reimbursements		8550	55,817.00	55,817.00	59,720.00	55,817.00	0.00	0.0%
Lottery - Unrestricted and Instructional Materials		8560	363,772.00	363,772.00	169,511.33	363,772.00	0.00	0.0%
Tax Relief Subventions								
Restricted Levies - Other								
Homeowners' Exemptions		8575	0.00	0.00	0.00	0.00	0.00	0.0%
Other Subventions/In-Lieu Taxes		8576	0.00	0.00	0.00	0.00	0.00	0.0%

2023-24 Second Interim
General Fund
Summary - Unrestricted/Restricted
Revenues, Expenditures, and Changes in Fund Balance

Description	Resource Codes	Object Codes	Original Budget (A)	Board Approved Operating Budget (B)	Actuals To Date (C)	Projected Year Totals (D)	Difference (Col B & D) (E)	% Diff Column B & D (F)
Pass-Through Revenues from State Sources		8587	0.00	0.00	0.00	0.00	0.00	0.0%
After School Education and Safety (ASES)	6010	8590	0.00	0.00	0.00	0.00	0.00	0.0%
Charter School Facility Grant	6030	8590	0.00	0.00	0.00	0.00	0.00	0.0%
Career Technical Education Incentive Grant Program	6387	8590	0.00	0.00	0.00	0.00	0.00	0.0%
Drug/Alcohol/Tobacco Funds	6650, 6690, 6695	8590	0.00	0.00	0.00	0.00	0.00	0.0%
California Clean Energy Jobs Act	6230	8590	0.00	0.00	0.00	0.00	0.00	0.0%
Specialized Secondary	7370	8590	0.00	0.00	0.00	0.00	0.00	0.0%
American Indian Early Childhood Education	7210	8590	53,583.00	58,000.00	4,507.08	58,000.00	0.00	0.0%
All Other State Revenue	All Other	8590	4,142,508.00	3,947,060.00	1,407,036.90	4,047,549.00	100,489.00	2.5%
TOTAL, OTHER STATE REVENUE			4,615,680.00	4,424,649.00	1,640,775.31	4,525,138.00	100,489.00	2.3%
OTHER LOCAL REVENUE								
Other Local Revenue								
County and District Taxes								
Other Restricted Levies								
Secured Roll		8615	0.00	0.00	0.00	0.00	0.00	0.0%
Unsecured Roll		8616	0.00	0.00	0.00	0.00	0.00	0.0%
Prior Years' Taxes		8617	0.00	0.00	0.00	0.00	0.00	0.0%
Supplemental Taxes		8618	0.00	0.00	0.00	0.00	0.00	0.0%
Non-Ad Valorem Taxes								
Parcel Taxes		8621	0.00	0.00	0.00	0.00	0.00	0.0%
Other		8622	0.00	0.00	0.00	0.00	0.00	0.0%
Community Redevelopment Funds Not Subject to LCFF Deduction		8625	0.00	0.00	2,573.05	0.00	0.00	0.0%
Penalties and Interest from Delinquent Non-LCFF Taxes		8629	0.00	0.00	0.00	0.00	0.00	0.0%
Sales								
Sale of Equipment/Supplies		8631	0.00	0.00	0.00	0.00	0.00	0.0%
Sale of Publications		8632	0.00	0.00	0.00	0.00	0.00	0.0%
Food Service Sales		8634	0.00	0.00	0.00	0.00	0.00	0.0%
All Other Sales		8639	0.00	0.00	0.00	0.00	0.00	0.0%
Leases and Rentals		8650	0.00	0.00	0.00	0.00	0.00	0.0%
Interest		8660	100,000.00	200,000.00	338,303.05	350,000.00	150,000.00	75.0%
Net Increase (Decrease) in the Fair Value of Investments		8662	0.00	0.00	0.00	0.00	0.00	0.0%
Fees and Contracts								
Adult Education Fees		8671	0.00	0.00	0.00	0.00	0.00	0.0%
Non-Resident Students		8672	0.00	0.00	0.00	0.00	0.00	0.0%
Transportation Fees From Individuals		8675	0.00	0.00	0.00	0.00	0.00	0.0%
Interagency Services		8677	0.00	0.00	0.00	0.00	0.00	0.0%
Mitigation/Developer Fees		8681	0.00	0.00	0.00	0.00	0.00	0.0%
All Other Fees and Contracts		8689	0.00	0.00	0.00	0.00	0.00	0.0%
Other Local Revenue								
Plus: Misc Funds Non-LCFF (50%) Adjustment		8691	0.00	0.00	0.00	0.00	0.00	0.0%

2023-24 Second Interim
General Fund
Summary - Unrestricted/Restricted
Revenues, Expenditures, and Changes in Fund Balance

Description	Resource Codes	Object Codes	Original Budget (A)	Board Approved Operating Budget (B)	Actuals To Date (C)	Projected Year Totals (D)	Difference (Col B & D) (E)	% Diff Column B & D (F)
Pass-Through Revenues From Local Sources		8697	0.00	0.00	0.00	0.00	0.00	0.0%
All Other Local Revenue		8699	50,436.76	49,736.76	68,373.54	49,736.76	0.00	0.0%
Tuition		8710	0.00	0.00	0.00	0.00	0.00	0.0%
All Other Transfers In		8781-8783	0.00	0.00	0.00	0.00	0.00	0.0%
Transfers Of Apportionments								
Special Education SELPA Transfers								
From Districts or Charter Schools	6500	8791	0.00	0.00	0.00	0.00	0.00	0.0%
From County Offices	6500	8792	796,499.00	804,033.00	412,928.00	804,033.00	0.00	0.0%
From JPAs	6500	8793	0.00	0.00	0.00	0.00	0.00	0.0%
ROC/P Transfers								
From Districts or Charter Schools	6360	8791	0.00	0.00	0.00	0.00	0.00	0.0%
From County Offices	6360	8792	0.00	0.00	0.00	0.00	0.00	0.0%
From JPAs	6360	8793	0.00	0.00	0.00	0.00	0.00	0.0%
Other Transfers of Apportionments								
From Districts or Charter Schools	All Other	8791	0.00	0.00	0.00	0.00	0.00	0.0%
From County Offices	All Other	8792	0.00	0.00	0.00	0.00	0.00	0.0%
From JPAs	All Other	8793	0.00	0.00	0.00	0.00	0.00	0.0%
All Other Transfers In from All Others		8799	0.00	0.00	0.00	0.00	0.00	0.0%
TOTAL, OTHER LOCAL REVENUE			946,935.76	1,053,769.76	822,177.64	1,203,769.76	150,000.00	14.2%
TOTAL, REVENUES			36,969,246.34	36,332,266.26	20,899,404.56	36,979,587.06	647,320.80	1.8%
CERTIFICATED SALARIES								
Certificated Teachers' Salaries		1100	12,223,175.34	12,467,941.97	6,372,306.59	11,418,323.87	1,049,618.10	8.4%
Certificated Pupil Support Salaries		1200	366,408.00	368,928.00	223,616.98	368,928.00	0.00	0.0%
Certificated Supervisors' and Administrators' Salaries		1300	1,399,322.00	1,399,322.00	867,925.28	1,399,322.00	0.00	0.0%
Other Certificated Salaries		1900	661,683.00	626,388.47	317,403.18	610,148.47	16,240.00	2.6%
TOTAL, CERTIFICATED SALARIES			14,650,588.34	14,862,580.44	7,781,252.03	13,796,722.34	1,065,858.10	7.2%
CLASSIFIED SALARIES								
Classified Instructional Salaries		2100	1,034,009.69	1,305,073.16	679,650.80	1,291,804.80	13,268.36	1.0%
Classified Support Salaries		2200	917,362.00	937,642.00	583,366.65	944,066.00	(6,424.00)	-0.7%
Classified Supervisors' and Administrators' Salaries		2300	524,630.00	524,630.00	316,926.68	524,630.00	0.00	0.0%
Clerical, Technical and Office Salaries		2400	990,263.50	1,023,893.50	560,631.30	1,028,088.77	(2,195.27)	-0.2%
Other Classified Salaries		2900	1,400,450.12	1,393,658.12	700,363.20	1,403,542.98	(9,884.86)	-0.7%
TOTAL, CLASSIFIED SALARIES			4,866,715.31	5,184,896.78	2,840,938.63	5,190,132.55	(5,235.77)	-0.1%
EMPLOYEE BENEFITS								
STRS		3101-3102	4,051,873.18	4,093,902.37	1,410,908.34	4,004,960.66	88,941.71	2.2%
PERS		3201-3202	1,223,271.85	1,273,385.15	691,733.61	1,267,904.98	5,480.17	0.4%
OASDI/Medicare/Alternative		3301-3302	606,948.30	654,179.56	335,463.24	604,632.41	49,547.15	7.6%
Health and Welfare Benefits		3401-3402	2,916,209.00	2,912,209.00	1,422,573.87	2,919,109.00	(6,900.00)	-0.2%
Unemployment Insurance		3501-3502	96,033.21	120,921.27	5,300.66	119,821.16	1,100.11	0.9%
Workers' Compensation		3601-3602	248,330.23	254,071.52	126,988.75	253,617.13	454.39	0.2%
OPEB, Allocated		3701-3702	443,007.00	443,007.00	192,630.30	443,007.00	0.00	0.0%
OPEB, Active Employees		3751-3752	0.00	0.00	0.00	0.00	0.00	0.0%
Other Employee Benefits		3901-3902	0.00	0.00	0.00	0.00	0.00	0.0%

2023-24 Second Interim
General Fund
Summary - Unrestricted/Restricted
Revenues, Expenditures, and Changes in Fund Balance

Description	Resource Codes	Object Codes	Original Budget (A)	Board Approved Operating Budget (B)	Actuals To Date (C)	Projected Year Totals (D)	Difference (Col B & D) (E)	% Diff Column B & D (F)
TOTAL, EMPLOYEE BENEFITS			9,585,672.77	9,751,675.87	4,185,598.77	9,613,052.34	138,623.53	1.4%
BOOKS AND SUPPLIES								
Approved Textbooks and Core Curricula Materials		4100	85,613.23	358,113.23	2,234.25	358,027.03	86.20	0.0%
Books and Other Reference Materials		4200	500.00	0.00	0.00	0.00	0.00	0.0%
Materials and Supplies		4300	2,260,627.59	1,737,312.08	404,453.11	1,349,342.99	387,969.09	22.3%
Noncapitalized Equipment		4400	481,800.00	514,250.00	11,128.14	559,592.25	(45,342.25)	-8.8%
Food		4700	0.00	1,400.00	3,036.15	4,200.00	(2,800.00)	-200.0%
TOTAL, BOOKS AND SUPPLIES			2,828,540.82	2,611,075.31	420,851.65	2,271,162.27	339,913.04	13.0%
SERVICES AND OTHER OPERATING EXPENDITURES								
Subagreements for Services		5100	462,589.89	462,589.89	140,392.40	405,589.89	57,000.00	12.3%
Travel and Conferences		5200	84,504.00	133,683.00	58,595.07	139,669.82	(5,986.82)	-4.5%
Dues and Memberships		5300	63,210.00	63,210.00	38,797.74	63,210.00	0.00	0.0%
Insurance		5400-5450	250,500.00	250,500.00	240,443.65	250,500.00	0.00	0.0%
Operations and Housekeeping Services		5500	632,619.00	911,763.00	383,219.52	911,763.00	0.00	0.0%
Rentals, Leases, Repairs, and Noncapitalized Improvements		5600	223,936.00	276,786.00	159,484.50	329,088.45	(52,302.45)	-18.9%
Transfers of Direct Costs		5710	0.00	0.00	0.00	0.00	0.00	0.0%
Transfers of Direct Costs - Interfund		5750	0.00	0.00	0.00	0.00	0.00	0.0%
Professional/Consulting Services and Operating Expenditures		5800	2,902,790.13	2,969,240.87	863,174.33	2,842,072.62	127,168.05	4.3%
Communications		5900	62,935.00	62,935.00	26,611.32	62,435.00	500.00	0.8%
TOTAL, SERVICES AND OTHER OPERATING EXPENDITURES			4,683,084.02	5,130,707.76	1,910,718.53	5,004,328.98	126,378.78	2.5%
CAPITAL OUTLAY								
Land		6100	0.00	0.00	0.00	0.00	0.00	0.0%
Land Improvements		6170	0.00	0.00	0.00	0.00	0.00	0.0%
Buildings and Improvements of Buildings		6200	1,009,745.00	920,718.00	179,510.28	928,532.00	(7,814.00)	-0.8%
Books and Media for New School Libraries or Major Expansion of School Libraries		6300	0.00	0.00	0.00	0.00	0.00	0.0%
Equipment		6400	103,728.67	103,728.67	75,550.46	152,727.61	(48,998.94)	-47.2%
Equipment Replacement		6500	34,000.00	34,000.00	0.00	34,000.00	0.00	0.0%
Lease Assets		6600	0.00	0.00	0.00	0.00	0.00	0.0%
Subscription Assets		6700	0.00	0.00	0.00	0.00	0.00	0.0%
TOTAL, CAPITAL OUTLAY			1,147,473.67	1,058,446.67	255,060.74	1,115,259.61	(56,812.94)	-5.4%
OTHER OUTGO (excluding Transfers of Indirect Costs)								
Tuition								
Tuition for Instruction Under Interdistrict								
Attendance Agreements		7110	0.00	0.00	0.00	0.00	0.00	0.0%
State Special Schools		7130	0.00	0.00	0.00	0.00	0.00	0.0%
Tuition, Excess Costs, and/or Deficit Payments								
Payments to Districts or Charter Schools		7141	0.00	0.00	0.00	0.00	0.00	0.0%
Payments to County Offices		7142	347,710.00	347,710.00	43,792.00	347,710.00	0.00	0.0%
Payments to JPAs		7143	0.00	0.00	0.00	0.00	0.00	0.0%
Transfers of Pass-Through Revenues								

2023-24 Second Interim
General Fund
Summary - Unrestricted/Restricted
Revenues, Expenditures, and Changes in Fund Balance

Description	Resource Codes	Object Codes	Original Budget (A)	Board Approved Operating Budget (B)	Actuals To Date (C)	Projected Year Totals (D)	Difference (Col B & D) (E)	% Diff Column B & D (F)
To Districts or Charter Schools		7211	0.00	0.00	0.00	0.00	0.00	0.0%
To County Offices		7212	0.00	0.00	0.00	0.00	0.00	0.0%
To JPAs		7213	0.00	0.00	0.00	0.00	0.00	0.0%
Special Education SELPA Transfers of Apportionments								
To Districts or Charter Schools	6500	7221	0.00	0.00	0.00	0.00	0.00	0.0%
To County Offices	6500	7222	0.00	0.00	0.00	0.00	0.00	0.0%
To JPAs	6500	7223	0.00	0.00	0.00	0.00	0.00	0.0%
ROC/P Transfers of Apportionments								
To Districts or Charter Schools	6360	7221	0.00	0.00	0.00	0.00	0.00	0.0%
To County Offices	6360	7222	0.00	0.00	0.00	0.00	0.00	0.0%
To JPAs	6360	7223	0.00	0.00	0.00	0.00	0.00	0.0%
Other Transfers of Apportionments	All Other	7221-7223	0.00	0.00	0.00	0.00	0.00	0.0%
All Other Transfers		7281-7283	0.00	0.00	0.00	0.00	0.00	0.0%
All Other Transfers Out to All Others		7299	0.00	0.00	0.00	0.00	0.00	0.0%
Debt Service								
Debt Service - Interest		7438	0.00	0.00	0.00	0.00	0.00	0.0%
Other Debt Service - Principal		7439	0.00	0.00	0.00	0.00	0.00	0.0%
TOTAL, OTHER OUTGO (excluding Transfers of Indirect Costs)			347,710.00	347,710.00	43,792.00	347,710.00	0.00	0.0%
OTHER OUTGO - TRANSFERS OF INDIRECT COSTS								
Transfers of Indirect Costs		7310	0.00	0.00	0.00	0.00		
Transfers of Indirect Costs - Interfund		7350	0.00	(60,220.44)	0.00	(64,030.44)	3,810.00	-6.3%
TOTAL, OTHER OUTGO - TRANSFERS OF INDIRECT COSTS			0.00	(60,220.44)	0.00	(64,030.44)	3,810.00	-6.3%
TOTAL, EXPENDITURES			38,109,784.93	38,886,872.39	17,438,212.35	37,274,337.65	1,612,534.74	4.1%
INTERFUND TRANSFERS								
INTERFUND TRANSFERS IN								
From: Special Reserve Fund		8912	0.00	0.00	0.00	0.00	0.00	0.0%
From: Bond Interest and Redemption Fund		8914	0.00	0.00	0.00	0.00	0.00	0.0%
Other Authorized Interfund Transfers In		8919	303,182.00	303,182.00	176,856.15	303,182.00	0.00	0.0%
(a) TOTAL, INTERFUND TRANSFERS IN			303,182.00	303,182.00	176,856.15	303,182.00	0.00	0.0%
INTERFUND TRANSFERS OUT								
To: Child Development Fund		7611	0.00	0.00	0.00	0.00	0.00	0.0%
To: Special Reserve Fund		7612	0.00	0.00	0.00	0.00	0.00	0.0%
To: State School Building Fund/ County School Facilities Fund		7613	0.00	0.00	0.00	0.00	0.00	0.0%
To: Cafeteria Fund		7616	0.00	0.00	0.00	0.00	0.00	0.0%
Other Authorized Interfund Transfers Out		7619	272,490.72	772,490.72	658,952.77	772,490.72	0.00	0.0%
(b) TOTAL, INTERFUND TRANSFERS OUT			272,490.72	772,490.72	658,952.77	772,490.72	0.00	0.0%
OTHER SOURCES/USES								
SOURCES								
State Apportionments								
Emergency Apportionments		8931	0.00	0.00	0.00	0.00	0.00	0.0%
Proceeds								

2023-24 Second Interim
General Fund
Summary - Unrestricted/Restricted
Revenues, Expenditures, and Changes in Fund Balance

Description	Resource Codes	Object Codes	Original Budget (A)	Board Approved Operating Budget (B)	Actuals To Date (C)	Projected Year Totals (D)	Difference (Col B & D) (E)	% Diff Column B & D (F)
Proceeds from Disposal of Capital Assets		8953	0.00	0.00	0.00	0.00	0.00	0.0%
Other Sources								
Transfers from Funds of Lapsed/Reorganized LEAs		8965	0.00	0.00	0.00	0.00	0.00	0.0%
Long-Term Debt Proceeds								
Proceeds from Certificates of Participation		8971	0.00	0.00	0.00	0.00	0.00	0.0%
Proceeds from Leases		8972	0.00	0.00	0.00	0.00	0.00	0.0%
Proceeds from Lease Revenue Bonds		8973	0.00	0.00	0.00	0.00	0.00	0.0%
Proceeds from SBITAs		8974	0.00	0.00	0.00	0.00	0.00	0.0%
All Other Financing Sources		8979	0.00	0.00	0.00	0.00	0.00	0.0%
(c) TOTAL, SOURCES			0.00	0.00	0.00	0.00	0.00	0.0%
USES								
Transfers of Funds from Lapsed/Reorganized LEAs		7651	0.00	0.00	0.00	0.00	0.00	0.0%
All Other Financing Uses		7699	0.00	0.00	0.00	0.00	0.00	0.0%
(d) TOTAL, USES			0.00	0.00	0.00	0.00	0.00	0.0%
CONTRIBUTIONS								
Contributions from Unrestricted Revenues		8980	0.00	0.00	16,515.00	0.00		
Contributions from Restricted Revenues		8990	0.00	0.00	0.00	0.00		
(e) TOTAL, CONTRIBUTIONS			0.00	0.00	16,515.00	0.00	0.00	0.0%
TOTAL, OTHER FINANCING SOURCES/USES (a - b + c - d + e)			30,691.28	(469,308.72)	(465,581.62)	(469,308.72)	0.00	0.0%

Resource	Description	2023-24 Projected Totals
2600	Expanded Learning Opportunities Program	1,075,485.26
3010	ESSA: Title I, Part A, Basic Grants Low-Income and Neglected	28,893.00
3213	Elementary and Secondary School Emergency Relief III (ESSER III) Fund	805.38
3216	Expanded Learning Opportunities (ELO) Grant: ESSER II State Reserve	.01
4035	ESSA: Title II, Part A, Supporting Effective Instruction	10,360.00
6266	Educator Effectiveness, FY 2021-22	180,798.57
6300	Lottery: Instructional Materials	522,402.72
6500	Special Education	104,978.72
6546	Mental Health-Related Services	117,216.26
6547	Special Education Early Intervention Preschool Grant	322,161.00
6762	Arts, Music, and Instructional Materials Discretionary Block Grant	494,246.00
7032	Child Nutrition: Kitchen Infrastructure and Training Funds - 2022 KIT Funds	288,288.65
7210	American Indian Early Childhood Education	3,810.00
7311	Classified School Employee Professional Development Block Grant	18,073.00
7435	Learning Recovery Emergency Block Grant	1,869,981.00
8150	Ongoing & Major Maintenance Account (RMA: Education Code Section 17070.75)	1,158,170.41
9010	Other Restricted Local	30,859.06
Total, Restricted Balance		6,226,529.04

Description	Resource Codes	Object Codes	Original Budget (A)	Board Approved Operating Budget (B)	Actuals To Date (C)	Projected Year Totals (D)	Difference (Col B & D) (E)	% Diff Column B & D (F)
A. REVENUES								
1) LCFF Sources		8010-8099	0.00	0.00	0.00	0.00	0.00	0.0%
2) Federal Revenue		8100-8299	712,000.00	712,000.00	226,229.41	712,000.00	0.00	0.0%
3) Other State Revenue		8300-8599	786,200.00	786,200.00	320,432.33	786,200.00	0.00	0.0%
4) Other Local Revenue		8600-8799	10,630.36	10,630.36	8,790.01	10,630.36	0.00	0.0%
5) TOTAL, REVENUES			1,508,830.36	1,508,830.36	555,451.75	1,508,830.36		
B. EXPENDITURES								
1) Certificated Salaries		1000-1999	0.00	0.00	0.00	0.00	0.00	0.0%
2) Classified Salaries		2000-2999	443,277.00	443,277.00	287,049.95	443,277.00	0.00	0.0%
3) Employee Benefits		3000-3999	227,842.00	227,842.00	138,291.66	227,842.00	0.00	0.0%
4) Books and Supplies		4000-4999	620,145.06	620,145.06	248,922.50	675,027.45	(54,882.39)	-8.8%
5) Services and Other Operating Expenditures		5000-5999	32,000.00	32,000.00	18,811.41	133,000.00	(101,000.00)	-315.6%
6) Capital Outlay		6000-6999	0.00	0.00	0.00	0.00	0.00	0.0%
7) Other Outgo (excluding Transfers of Indirect Costs)		7100-7299,7400-7499	0.00	0.00	0.00	0.00	0.00	0.0%
8) Other Outgo - Transfers of Indirect Costs		7300-7399	0.00	64,030.44	0.00	64,030.44	0.00	0.0%
9) TOTAL, EXPENDITURES			1,323,264.06	1,387,294.50	693,075.52	1,543,176.89		
C. EXCESS (DEFICIENCY) OF REVENUES OVER EXPENDITURES BEFORE OTHER FINANCING SOURCES AND USES (A5 - B9)			185,566.30	121,535.86	(137,623.77)	(34,346.53)		
D. OTHER FINANCING SOURCES/USES								
1) Interfund Transfers								
a) Transfers In		8900-8929	0.00	0.00	0.00	0.00	0.00	0.0%
b) Transfers Out		7600-7629	0.00	0.00	0.00	0.00	0.00	0.0%
2) Other Sources/Uses								
a) Sources		8930-8979	0.00	0.00	0.00	0.00	0.00	0.0%
b) Uses		7630-7699	0.00	0.00	0.00	0.00	0.00	0.0%
3) Contributions		8980-8999	0.00	0.00	0.00	0.00	0.00	0.0%
4) TOTAL, OTHER FINANCING SOURCES/USES			0.00	0.00	0.00	0.00		
E. NET INCREASE (DECREASE) IN FUND BALANCE (C + D4)			185,566.30	121,535.86	(137,623.77)	(34,346.53)		
F. FUND BALANCE, RESERVES								
1) Beginning Fund Balance								
a) As of July 1 - Unaudited		9791	176,879.82	176,879.82		624,385.25	447,505.43	253.0%
b) Audit Adjustments		9793	0.00	0.00		0.00	0.00	0.0%
c) As of July 1 - Audited (F1a + F1b)			176,879.82	176,879.82		624,385.25		
d) Other Restatements		9795	0.00	0.00		0.00	0.00	0.0%
e) Adjusted Beginning Balance (F1c + F1d)			176,879.82	176,879.82		624,385.25		
2) Ending Balance, June 30 (E + F1e)			362,446.12	298,415.68		590,038.72		
Components of Ending Fund Balance								
a) Nonspendable								
Revolving Cash		9711	1,500.00	1,500.00		0.00		
Stores		9712	34,179.82	34,179.82		34,179.82		
Prepaid Items		9713	0.00	0.00		0.00		
All Others		9719	0.00	0.00		0.00		
b) Restricted								
		9740	326,766.30	262,735.86		555,858.90		
c) Committed								

Description	Resource Codes	Object Codes	Original Budget (A)	Board Approved Operating Budget (B)	Actuals To Date (C)	Projected Year Totals (D)	Difference (Col B & D) (E)	% Diff Column B & D (F)
Stabilization Arrangements		9750	0.00	0.00		0.00		
Other Commitments		9760	0.00	0.00		0.00		
d) Assigned								
Other Assignments		9780	0.00	0.00		0.00		
e) Unassigned/Unappropriated								
Reserve for Economic Uncertainties		9789	0.00	0.00		0.00		
Unassigned/Unappropriated Amount		9790	0.00	0.00		0.00		
FEDERAL REVENUE								
Child Nutrition Programs		8220	712,000.00	712,000.00	226,229.41	712,000.00	0.00	0.0%
Donated Food Commodities		8221	0.00	0.00	0.00	0.00	0.00	0.0%
All Other Federal Revenue		8290	0.00	0.00	0.00	0.00	0.00	0.0%
TOTAL, FEDERAL REVENUE			712,000.00	712,000.00	226,229.41	712,000.00	0.00	0.0%
OTHER STATE REVENUE								
Child Nutrition Programs		8520	786,200.00	786,200.00	320,432.33	786,200.00	0.00	0.0%
All Other State Revenue		8590	0.00	0.00	0.00	0.00	0.00	0.0%
TOTAL, OTHER STATE REVENUE			786,200.00	786,200.00	320,432.33	786,200.00	0.00	0.0%
OTHER LOCAL REVENUE								
Sales								
Sale of Equipment/Supplies		8631	0.00	0.00	0.00	0.00	0.00	0.0%
Food Service Sales		8634	10,000.00	10,000.00	1,931.02	10,000.00	0.00	0.0%
Leases and Rentals		8650	0.00	0.00	0.00	0.00	0.00	0.0%
Interest		8660	500.00	500.00	6,323.60	500.00	0.00	0.0%
Net Increase (Decrease) in the Fair Value of Investments		8662	0.00	0.00	0.00	0.00	0.00	0.0%
Fees and Contracts								
Interagency Services		8677	0.00	0.00	0.00	0.00	0.00	0.0%
Other Local Revenue								
All Other Local Revenue		8699	130.36	130.36	535.39	130.36	0.00	0.0%
TOTAL, OTHER LOCAL REVENUE			10,630.36	10,630.36	8,790.01	10,630.36	0.00	0.0%
TOTAL, REVENUES			1,508,830.36	1,508,830.36	555,451.75	1,508,830.36		
CERTIFICATED SALARIES								
Certificated Supervisors' and Administrators' Salaries		1300	0.00	0.00	0.00	0.00	0.00	0.0%
Other Certificated Salaries		1900	0.00	0.00	0.00	0.00	0.00	0.0%
TOTAL, CERTIFICATED SALARIES			0.00	0.00	0.00	0.00	0.00	0.0%
CLASSIFIED SALARIES								
Classified Support Salaries		2200	341,782.00	341,782.00	225,239.93	341,782.00	0.00	0.0%
Classified Supervisors' and Administrators' Salaries		2300	70,672.00	70,672.00	42,674.86	70,672.00	0.00	0.0%
Clerical, Technical and Office Salaries		2400	30,823.00	30,823.00	19,135.16	30,823.00	0.00	0.0%
Other Classified Salaries		2900	0.00	0.00	0.00	0.00	0.00	0.0%
TOTAL, CLASSIFIED SALARIES			443,277.00	443,277.00	287,049.95	443,277.00	0.00	0.0%
EMPLOYEE BENEFITS								
STRS		3101-3102	0.00	0.00	0.00	0.00	0.00	0.0%
PERS		3201-3202	101,707.00	101,707.00	70,718.63	101,707.00	0.00	0.0%
OASDI/Medicare/Alternative		3301-3302	33,490.00	33,490.00	21,729.82	33,490.00	0.00	0.0%
Health and Welfare Benefits		3401-3402	85,000.00	85,000.00	42,269.40	85,000.00	0.00	0.0%
Unemployment Insurance		3501-3502	2,189.00	2,189.00	143.51	2,189.00	0.00	0.0%

Description	Resource Codes	Object Codes	Original Budget (A)	Board Approved Operating Budget (B)	Actuals To Date (C)	Projected Year Totals (D)	Difference (Col B & D) (E)	% Diff Column B & D (F)
Workers' Compensation		3601-3602	5,456.00	5,456.00	3,430.30	5,456.00	0.00	0.0%
OPEB, Allocated		3701-3702	0.00	0.00	0.00	0.00	0.00	0.0%
OPEB, Active Employees		3751-3752	0.00	0.00	0.00	0.00	0.00	0.0%
Other Employee Benefits		3901-3902	0.00	0.00	0.00	0.00	0.00	0.0%
TOTAL, EMPLOYEE BENEFITS			227,842.00	227,842.00	138,291.66	227,842.00	0.00	0.0%
BOOKS AND SUPPLIES								
Books and Other Reference Materials		4200	0.00	0.00	0.00	0.00	0.00	0.0%
Materials and Supplies		4300	60,000.00	60,000.00	34,374.37	55,000.00	5,000.00	8.3%
Noncapitalized Equipment		4400	0.00	0.00	3,219.14	5,000.00	(5,000.00)	New
Food		4700	560,145.06	560,145.06	211,328.99	615,027.45	(54,882.39)	-9.8%
TOTAL, BOOKS AND SUPPLIES			620,145.06	620,145.06	248,922.50	675,027.45	(54,882.39)	-8.8%
SERVICES AND OTHER OPERATING EXPENDITURES								
Subagreements for Services		5100	0.00	0.00	0.00	0.00	0.00	0.0%
Travel and Conferences		5200	6,000.00	6,000.00	879.15	6,000.00	0.00	0.0%
Dues and Memberships		5300	2,000.00	2,000.00	1,947.52	2,000.00	0.00	0.0%
Insurance		5400-5450	0.00	0.00	0.00	0.00	0.00	0.0%
Operations and Housekeeping Services		5500	0.00	0.00	0.00	0.00	0.00	0.0%
Rentals, Leases, Repairs, and Noncapitalized Improvements		5600	14,000.00	14,000.00	4,937.88	14,000.00	0.00	0.0%
Transfers of Direct Costs		5710	0.00	0.00	0.00	0.00	0.00	0.0%
Transfers of Direct Costs - Interfund		5750	0.00	0.00	0.00	0.00	0.00	0.0%
Professional/Consulting Services and								
Operating Expenditures		5800	10,000.00	10,000.00	11,046.86	111,000.00	(101,000.00)	-1,010.0%
Communications		5900	0.00	0.00	0.00	0.00	0.00	0.0%
TOTAL, SERVICES AND OTHER OPERATING EXPENDITURES			32,000.00	32,000.00	18,811.41	133,000.00	(101,000.00)	-315.6%
CAPITAL OUTLAY								
Buildings and Improvements of Buildings		6200	0.00	0.00	0.00	0.00	0.00	0.0%
Equipment		6400	0.00	0.00	0.00	0.00	0.00	0.0%
Equipment Replacement		6500	0.00	0.00	0.00	0.00	0.00	0.0%
Lease Assets		6600	0.00	0.00	0.00	0.00	0.00	0.0%
Subscription Assets		6700	0.00	0.00	0.00	0.00	0.00	0.0%
TOTAL, CAPITAL OUTLAY			0.00	0.00	0.00	0.00	0.00	0.0%
OTHER OUTGO (excluding Transfers of Indirect Costs)								
Debt Service								
Debt Service - Interest		7438	0.00	0.00	0.00	0.00	0.00	0.0%
Other Debt Service - Principal		7439	0.00	0.00	0.00	0.00	0.00	0.0%
TOTAL, OTHER OUTGO (excluding Transfers of Indirect Costs)			0.00	0.00	0.00	0.00	0.00	0.0%
OTHER OUTGO - TRANSFERS OF INDIRECT COSTS								
Transfers of Indirect Costs - Interfund		7350	0.00	64,030.44	0.00	64,030.44	0.00	0.0%
TOTAL, OTHER OUTGO - TRANSFERS OF INDIRECT COSTS			0.00	64,030.44	0.00	64,030.44	0.00	0.0%
TOTAL, EXPENDITURES			1,323,264.06	1,387,294.50	693,075.52	1,543,176.89		
INTERFUND TRANSFERS								
INTERFUND TRANSFERS IN								

Description	Resource Codes	Object Codes	Original Budget (A)	Board Approved Operating Budget (B)	Actuals To Date (C)	Projected Year Totals (D)	Difference (Col B & D) (E)	% Diff Column B & D (F)
From: General Fund		8916	0.00	0.00	0.00	0.00	0.00	0.0%
Other Authorized Interfund Transfers In		8919	0.00	0.00	0.00	0.00	0.00	0.0%
(a) TOTAL, INTERFUND TRANSFERS IN			0.00	0.00	0.00	0.00	0.00	0.0%
INTERFUND TRANSFERS OUT								
Other Authorized Interfund Transfers Out		7619	0.00	0.00	0.00	0.00	0.00	0.0%
(b) TOTAL, INTERFUND TRANSFERS OUT			0.00	0.00	0.00	0.00	0.00	0.0%
OTHER SOURCES/USES								
SOURCES								
Other Sources								
Transfers from Funds of Lapsed/Reorganized LEAs		8965	0.00	0.00	0.00	0.00	0.00	0.0%
Long-Term Debt Proceeds								
Proceeds from Leases		8972	0.00	0.00	0.00	0.00	0.00	0.0%
Proceeds from SBITAs		8974	0.00	0.00	0.00	0.00	0.00	0.0%
All Other Financing Sources		8979	0.00	0.00	0.00	0.00	0.00	0.0%
(c) TOTAL, SOURCES			0.00	0.00	0.00	0.00	0.00	0.0%
USES								
Transfers of Funds from Lapsed/Reorganized LEAs		7651	0.00	0.00	0.00	0.00	0.00	0.0%
All Other Financing Uses		7699	0.00	0.00	0.00	0.00	0.00	0.0%
(d) TOTAL, USES			0.00	0.00	0.00	0.00	0.00	0.0%
CONTRIBUTIONS								
Contributions from Unrestricted Revenues		8980	0.00	0.00	0.00	0.00	0.00	0.0%
Contributions from Restricted Revenues		8990	0.00	0.00	0.00	0.00	0.00	0.0%
(e) TOTAL, CONTRIBUTIONS			0.00	0.00	0.00	0.00	0.00	0.0%
TOTAL, OTHER FINANCING SOURCES/USES								
(a - b + c - d + e)			0.00	0.00	0.00	0.00		

Resource	Description	2023-24 Projected Totals
5310	Child Nutrition: School Programs (e.g., School Lunch, School Breakfast, Milk, Pregnant & Lactating Students)	555,244.90
5810	Other Restricted Federal	614.00
Total, Restricted Balance		555,858.90

Description	Resource Codes	Object Codes	Original Budget (A)	Board Approved Operating Budget (B)	Actuals To Date (C)	Projected Year Totals (D)	Difference (Col B & D) (E)	% Diff Column B & D (F)
A. REVENUES								
1) LCFF Sources		8010-8099	0.00	0.00	0.00	0.00	0.00	0.0%
2) Federal Revenue		8100-8299	0.00	0.00	0.00	0.00	0.00	0.0%
3) Other State Revenue		8300-8599	0.00	0.00	0.00	0.00	0.00	0.0%
4) Other Local Revenue		8600-8799	376,278.00	280,702.00	45,051.16	280,702.00	0.00	0.0%
5) TOTAL, REVENUES			376,278.00	280,702.00	45,051.16	280,702.00		
B. EXPENDITURES								
1) Certificated Salaries		1000-1999	0.00	0.00	0.00	0.00	0.00	0.0%
2) Classified Salaries		2000-2999	0.00	0.00	0.00	0.00	0.00	0.0%
3) Employee Benefits		3000-3999	0.00	0.00	0.00	0.00	0.00	0.0%
4) Books and Supplies		4000-4999	0.00	0.00	0.00	0.00	0.00	0.0%
5) Services and Other Operating Expenditures		5000-5999	10,000.00	10,000.00	0.00	13,766.38	(3,766.38)	-37.7%
6) Capital Outlay		6000-6999	1,853,703.60	2,258,127.60	659,533.59	2,258,127.60	0.00	0.0%
7) Other Outgo (excluding Transfers of Indirect Costs)		7100-7299,7400-7499	0.00	0.00	0.00	0.00	0.00	0.0%
8) Other Outgo - Transfers of Indirect Costs		7300-7399	0.00	0.00	0.00	0.00	0.00	0.0%
9) TOTAL, EXPENDITURES			1,863,703.60	2,268,127.60	659,533.59	2,271,893.98		
C. EXCESS (DEFICIENCY) OF REVENUES OVER EXPENDITURES BEFORE OTHER FINANCING SOURCES AND USES (A5 - B9)			(1,487,425.60)	(1,987,425.60)	(614,482.43)	(1,991,191.98)		
D. OTHER FINANCING SOURCES/USES								
1) Interfund Transfers								
a) Transfers In		8900-8929	0.00	500,000.00	500,000.00	500,000.00	0.00	0.0%
b) Transfers Out		7600-7629	0.00	0.00	0.00	0.00	0.00	0.0%
2) Other Sources/Uses								
a) Sources		8930-8979	0.00	0.00	0.00	0.00	0.00	0.0%
b) Uses		7630-7699	0.00	0.00	0.00	0.00	0.00	0.0%
3) Contributions		8980-8999	0.00	0.00	0.00	0.00	0.00	0.0%
4) TOTAL, OTHER FINANCING SOURCES/USES			0.00	500,000.00	500,000.00	500,000.00		
E. NET INCREASE (DECREASE) IN FUND BALANCE (C + D4)			(1,487,425.60)	(1,487,425.60)	(114,482.43)	(1,491,191.98)		
F. FUND BALANCE, RESERVES								
1) Beginning Fund Balance								
a) As of July 1 - Unaudited		9791	1,487,425.60	1,487,425.60		1,491,191.98	3,766.38	0.3%
b) Audit Adjustments		9793	0.00	0.00		0.00	0.00	0.0%
c) As of July 1 - Audited (F1a + F1b)			1,487,425.60	1,487,425.60		1,491,191.98		
d) Other Restatements		9795	0.00	0.00		0.00	0.00	0.0%
e) Adjusted Beginning Balance (F1c + F1d)			1,487,425.60	1,487,425.60		1,491,191.98		
2) Ending Balance, June 30 (E + F1e)			0.00	0.00		0.00		
Components of Ending Fund Balance								
a) Nonspendable								
Revolving Cash		9711	0.00	0.00		0.00		
Stores		9712	0.00	0.00		0.00		
Prepaid Items		9713	0.00	0.00		0.00		
All Others		9719	0.00	0.00		0.00		
b) Restricted		9740	0.00	0.00		0.00		

Description	Resource Codes	Object Codes	Original Budget (A)	Board Approved Operating Budget (B)	Actuals To Date (C)	Projected Year Totals (D)	Difference (Col B & D) (E)	% Diff Column B & D (F)
c) Committed								
Stabilization Arrangements		9750	0.00	0.00		0.00		
Other Commitments		9760	0.00	0.00		0.00		
d) Assigned								
Other Assignments		9780	0.00	0.00		0.00		
e) Unassigned/Unappropriated								
Reserve for Economic Uncertainties		9789	0.00	0.00		0.00		
Unassigned/Unappropriated Amount		9790	0.00	0.00		0.00		
LCFF SOURCES								
LCFF Transfers								
LCFF Transfers - Current Year		8091	0.00	0.00	0.00	0.00	0.00	0.0%
LCFF/Revenue Limit Transfers - Prior Years		8099	0.00	0.00	0.00	0.00	0.00	0.0%
TOTAL, LCFF SOURCES			0.00	0.00	0.00	0.00	0.00	0.0%
OTHER STATE REVENUE								
All Other State Revenue		8590	0.00	0.00	0.00	0.00	0.00	0.0%
TOTAL, OTHER STATE REVENUE			0.00	0.00	0.00	0.00	0.00	0.0%
OTHER LOCAL REVENUE								
Community Redevelopment Funds Not Subject to LCFF Deduction		8625	0.00	0.00	0.00	0.00	0.00	0.0%
Sales								
Sale of Equipment/Supplies		8631	0.00	0.00	0.00	0.00	0.00	0.0%
Interest		8660	9,500.00	9,500.00	14,502.16	9,500.00	0.00	0.0%
Net Increase (Decrease) in the Fair Value of Investments		8662	0.00	0.00	0.00	0.00	0.00	0.0%
Other Local Revenue								
All Other Local Revenue		8699	366,778.00	271,202.00	30,549.00	271,202.00	0.00	0.0%
All Other Transfers In from All Others		8799	0.00	0.00	0.00	0.00	0.00	0.0%
TOTAL, OTHER LOCAL REVENUE			376,278.00	280,702.00	45,051.16	280,702.00	0.00	0.0%
TOTAL, REVENUES			376,278.00	280,702.00	45,051.16	280,702.00		
CLASSIFIED SALARIES								
Classified Support Salaries		2200	0.00	0.00	0.00	0.00	0.00	0.0%
Other Classified Salaries		2900	0.00	0.00	0.00	0.00	0.00	0.0%
TOTAL, CLASSIFIED SALARIES			0.00	0.00	0.00	0.00	0.00	0.0%
EMPLOYEE BENEFITS								
STRS		3101-3102	0.00	0.00	0.00	0.00	0.00	0.0%
PERS		3201-3202	0.00	0.00	0.00	0.00	0.00	0.0%
OASDI/Medicare/Alternative		3301-3302	0.00	0.00	0.00	0.00	0.00	0.0%
Health and Welfare Benefits		3401-3402	0.00	0.00	0.00	0.00	0.00	0.0%
Unemployment Insurance		3501-3502	0.00	0.00	0.00	0.00	0.00	0.0%
Workers' Compensation		3601-3602	0.00	0.00	0.00	0.00	0.00	0.0%
OPEB, Allocated		3701-3702	0.00	0.00	0.00	0.00	0.00	0.0%
OPEB, Active Employees		3751-3752	0.00	0.00	0.00	0.00	0.00	0.0%
Other Employee Benefits		3901-3902	0.00	0.00	0.00	0.00	0.00	0.0%
TOTAL, EMPLOYEE BENEFITS			0.00	0.00	0.00	0.00	0.00	0.0%
BOOKS AND SUPPLIES								
Books and Other Reference Materials		4200	0.00	0.00	0.00	0.00	0.00	0.0%
Materials and Supplies		4300	0.00	0.00	0.00	0.00	0.00	0.0%

Description	Resource Codes	Object Codes	Original Budget (A)	Board Approved Operating Budget (B)	Actuals To Date (C)	Projected Year Totals (D)	Difference (Col B & D) (E)	% Diff Column B & D (F)
Noncapitalized Equipment		4400	0.00	0.00	0.00	0.00	0.00	0.0%
TOTAL, BOOKS AND SUPPLIES			0.00	0.00	0.00	0.00	0.00	0.0%
SERVICES AND OTHER OPERATING EXPENDITURES								
Subagreements for Services		5100	0.00	0.00	0.00	0.00	0.00	0.0%
Travel and Conferences		5200	0.00	0.00	0.00	0.00	0.00	0.0%
Rentals, Leases, Repairs, and Noncapitalized Improvements		5600	10,000.00	10,000.00	0.00	13,766.38	(3,766.38)	-37.7%
Transfers of Direct Costs		5710	0.00	0.00	0.00	0.00	0.00	0.0%
Transfers of Direct Costs - Interfund		5750	0.00	0.00	0.00	0.00	0.00	0.0%
Professional/Consulting Services and Operating Expenditures		5800	0.00	0.00	0.00	0.00	0.00	0.0%
TOTAL, SERVICES AND OTHER OPERATING EXPENDITURES			10,000.00	10,000.00	0.00	13,766.38	(3,766.38)	-37.7%
CAPITAL OUTLAY								
Land Improvements		6170	959,611.92	0.00	0.00	0.00	0.00	0.0%
Buildings and Improvements of Buildings		6200	725,573.90	1,685,185.82	659,533.59	1,685,185.82	0.00	0.0%
Equipment		6400	168,517.78	572,941.78	0.00	572,941.78	0.00	0.0%
Equipment Replacement		6500	0.00	0.00	0.00	0.00	0.00	0.0%
Lease Assets		6600	0.00	0.00	0.00	0.00	0.00	0.0%
Subscription Assets		6700	0.00	0.00	0.00	0.00	0.00	0.0%
TOTAL, CAPITAL OUTLAY			1,853,703.60	2,258,127.60	659,533.59	2,258,127.60	0.00	0.0%
OTHER OUTGO (excluding Transfers of Indirect Costs)								
Debt Service								
Debt Service - Interest		7438	0.00	0.00	0.00	0.00	0.00	0.0%
Other Debt Service - Principal		7439	0.00	0.00	0.00	0.00	0.00	0.0%
TOTAL, OTHER OUTGO (excluding Transfers of Indirect Costs)			0.00	0.00	0.00	0.00	0.00	0.0%
TOTAL, EXPENDITURES			1,863,703.60	2,268,127.60	659,533.59	2,271,893.98		
INTERFUND TRANSFERS								
INTERFUND TRANSFERS IN								
Other Authorized Interfund Transfers In		8919	0.00	500,000.00	500,000.00	500,000.00	0.00	0.0%
(a) TOTAL, INTERFUND TRANSFERS IN			0.00	500,000.00	500,000.00	500,000.00	0.00	0.0%
INTERFUND TRANSFERS OUT								
Other Authorized Interfund Transfers Out		7619	0.00	0.00	0.00	0.00	0.00	0.0%
(b) TOTAL, INTERFUND TRANSFERS OUT			0.00	0.00	0.00	0.00	0.00	0.0%
OTHER SOURCES/USES								
SOURCES								
Other Sources								
Transfers from Funds of Lapsed/Reorganized LEAs		8965	0.00	0.00	0.00	0.00	0.00	0.0%
Long-Term Debt Proceeds								
Proceeds from Leases		8972	0.00	0.00	0.00	0.00	0.00	0.0%
Proceeds from SBITAs		8974	0.00	0.00	0.00	0.00	0.00	0.0%
All Other Financing Sources		8979	0.00	0.00	0.00	0.00	0.00	0.0%
(c) TOTAL, SOURCES			0.00	0.00	0.00	0.00	0.00	0.0%
USES								

Description	Resource Codes	Object Codes	Original Budget (A)	Board Approved Operating Budget (B)	Actuals To Date (C)	Projected Year Totals (D)	Difference (Col B & D) (E)	% Diff Column B & D (F)
Transfers of Funds from Lapsed/Reorganized LEAs		7651	0.00	0.00	0.00	0.00	0.00	0.0%
All Other Financing Uses		7699	0.00	0.00	0.00	0.00	0.00	0.0%
(d) TOTAL, USES			0.00	0.00	0.00	0.00	0.00	0.0%
CONTRIBUTIONS								
Contributions from Unrestricted Revenues		8980	0.00	0.00	0.00	0.00	0.00	0.0%
Contributions from Restricted Revenues		8990	0.00	0.00	0.00	0.00	0.00	0.0%
(e) TOTAL, CONTRIBUTIONS			0.00	0.00	0.00	0.00	0.00	0.0%
TOTAL, OTHER FINANCING SOURCES/USES								
(a - b + c - d + e)			0.00	500,000.00	500,000.00	500,000.00		

Resource	Description	2023-24 Projected Totals
Total, Restricted Balance		0.00

Description	Resource Codes	Object Codes	Original Budget (A)	Board Approved Operating Budget (B)	Actuals To Date (C)	Projected Year Totals (D)	Difference (Col B & D) (E)	% Diff Column B & D (F)
A. REVENUES								
1) LCFF Sources		8010-8099	0.00	0.00	0.00	0.00	0.00	0.0%
2) Federal Revenue		8100-8299	0.00	0.00	0.00	0.00	0.00	0.0%
3) Other State Revenue		8300-8599	0.00	0.00	0.00	0.00	0.00	0.0%
4) Other Local Revenue		8600-8799	1,440.00	1,440.00	8,244.98	1,440.00	0.00	0.0%
5) TOTAL, REVENUES			1,440.00	1,440.00	8,244.98	1,440.00		
B. EXPENDITURES								
1) Certificated Salaries		1000-1999	0.00	0.00	0.00	0.00	0.00	0.0%
2) Classified Salaries		2000-2999	0.00	0.00	0.00	0.00	0.00	0.0%
3) Employee Benefits		3000-3999	0.00	0.00	0.00	0.00	0.00	0.0%
4) Books and Supplies		4000-4999	0.00	0.00	0.00	0.00	0.00	0.0%
5) Services and Other Operating Expenditures		5000-5999	0.00	0.00	0.00	0.00	0.00	0.0%
6) Capital Outlay		6000-6999	0.00	0.00	0.00	0.00	0.00	0.0%
7) Other Outgo (excluding Transfers of Indirect Costs)		7100-7299, 7400-7499	0.00	0.00	0.00	0.00	0.00	0.0%
8) Other Outgo - Transfers of Indirect Costs		7300-7399	0.00	0.00	0.00	0.00	0.00	0.0%
9) TOTAL, EXPENDITURES			0.00	0.00	0.00	0.00		
C. EXCESS (DEFICIENCY) OF REVENUES OVER EXPENDITURES BEFORE OTHER FINANCING SOURCES AND USES (A5 - B9)			1,440.00	1,440.00	8,244.98	1,440.00		
D. OTHER FINANCING SOURCES/USES								
1) Interfund Transfers								
a) Transfers In		8900-8929	272,490.72	272,490.72	158,952.77	272,490.72	0.00	0.0%
b) Transfers Out		7600-7629	303,182.00	303,182.00	176,856.15	303,182.00	0.00	0.0%
2) Other Sources/Uses								
a) Sources		8930-8979	0.00	0.00	0.00	0.00	0.00	0.0%
b) Uses		7630-7699	0.00	0.00	0.00	0.00	0.00	0.0%
3) Contributions		8980-8999	0.00	0.00	0.00	0.00	0.00	0.0%
4) TOTAL, OTHER FINANCING SOURCES/USES			(30,691.28)	(30,691.28)	(17,903.38)	(30,691.28)		
E. NET INCREASE (DECREASE) IN FUND BALANCE (C + D4)			(29,251.28)	(29,251.28)	(9,658.40)	(29,251.28)		
F. FUND BALANCE, RESERVES								
1) Beginning Fund Balance								
a) As of July 1 - Unaudited		9791	675,981.66	675,981.66		719,155.95	43,174.29	6.4%
b) Audit Adjustments		9793	0.00	0.00		0.00	0.00	0.0%
c) As of July 1 - Audited (F1a + F1b)			675,981.66	675,981.66		719,155.95		
d) Other Restatements		9795	0.00	0.00		0.00	0.00	0.0%
e) Adjusted Beginning Balance (F1c + F1d)			675,981.66	675,981.66		719,155.95		
2) Ending Balance, June 30 (E + F1e)			646,730.38	646,730.38		689,904.67		
Components of Ending Fund Balance								
a) Nonspendable								
Revolving Cash		9711	0.00	0.00		0.00		
Stores		9712	0.00	0.00		0.00		
Prepaid Items		9713	0.00	0.00		0.00		
All Others		9719	0.00	0.00		0.00		
b) Restricted								
		9740	0.00	0.00		0.00		
c) Committed								

Description	Resource Codes	Object Codes	Original Budget (A)	Board Approved Operating Budget (B)	Actuals To Date (C)	Projected Year Totals (D)	Difference (Col B & D) (E)	% Diff Column B & D (F)
Stabilization Arrangements		9750	0.00	0.00		0.00		
Other Commitments		9760	0.00	0.00		0.00		
d) Assigned								
Other Assignments		9780	646,730.38	646,730.38		689,904.67		
e) Unassigned/Unappropriated								
Reserve for Economic Uncertainties		9789	0.00	0.00		0.00		
Unassigned/Unappropriated Amount		9790	0.00	0.00		0.00		
OTHER LOCAL REVENUE								
Interest		8660	1,440.00	1,440.00	8,244.98	1,440.00	0.00	0.0%
Net Increase (Decrease) in the Fair Value of Investments		8662	0.00	0.00	0.00	0.00	0.00	0.0%
TOTAL, OTHER LOCAL REVENUE			1,440.00	1,440.00	8,244.98	1,440.00	0.00	0.0%
TOTAL, REVENUES			1,440.00	1,440.00	8,244.98	1,440.00		
INTERFUND TRANSFERS								
INTERFUND TRANSFERS IN								
From: General Fund/CSSF		8912	272,490.72	272,490.72	0.00	272,490.72	0.00	0.0%
Other Authorized Interfund Transfers In		8919	0.00	0.00	158,952.77	0.00	0.00	0.0%
(a) TOTAL, INTERFUND TRANSFERS IN			272,490.72	272,490.72	158,952.77	272,490.72	0.00	0.0%
INTERFUND TRANSFERS OUT								
To: General Fund/CSSF		7612	0.00	0.00	0.00	0.00	0.00	0.0%
To: State School Building Fund/County School Facilities Fund		7613	0.00	0.00	0.00	0.00	0.00	0.0%
Other Authorized Interfund Transfers Out		7619	303,182.00	303,182.00	176,856.15	303,182.00	0.00	0.0%
(b) TOTAL, INTERFUND TRANSFERS OUT			303,182.00	303,182.00	176,856.15	303,182.00	0.00	0.0%
OTHER SOURCES/USES								
SOURCES								
Other Sources								
Transfers from Funds of Lapsed/Reorganized LEAs		8965	0.00	0.00	0.00	0.00	0.00	0.0%
(c) TOTAL, SOURCES			0.00	0.00	0.00	0.00	0.00	0.0%
USES								
Transfers of Funds from Lapsed/Reorganized LEAs		7651	0.00	0.00	0.00	0.00	0.00	0.0%
(d) TOTAL, USES			0.00	0.00	0.00	0.00	0.00	0.0%
CONTRIBUTIONS								
Contributions from Restricted Revenues		8990	0.00	0.00	0.00	0.00	0.00	0.0%
(e) TOTAL, CONTRIBUTIONS			0.00	0.00	0.00	0.00	0.00	0.0%
TOTAL, OTHER FINANCING SOURCES/USES (a - b + c - d + e)			(30,691.28)	(30,691.28)	(17,903.38)	(30,691.28)		

Resource	Description	2023-24 Projected Totals
Total, Restricted Balance		0.00

Description	Resource Codes	Object Codes	Original Budget (A)	Board Approved Operating Budget (B)	Actuals To Date (C)	Projected Year Totals (D)	Difference (Col B & D) (E)	% Diff Column B & D (F)
A. REVENUES								
1) LCFF Sources		8010-8099	0.00	0.00	0.00	0.00	0.00	0.0%
2) Federal Revenue		8100-8299	0.00	0.00	0.00	0.00	0.00	0.0%
3) Other State Revenue		8300-8599	0.00	0.00	0.00	0.00	0.00	0.0%
4) Other Local Revenue		8600-8799	7,400.00	7,400.00	9,010.74	7,400.00	0.00	0.0%
5) TOTAL, REVENUES			7,400.00	7,400.00	9,010.74	7,400.00		
B. EXPENDITURES								
1) Certificated Salaries		1000-1999	0.00	0.00	0.00	0.00	0.00	0.0%
2) Classified Salaries		2000-2999	0.00	0.00	0.00	0.00	0.00	0.0%
3) Employee Benefits		3000-3999	0.00	0.00	0.00	0.00	0.00	0.0%
4) Books and Supplies		4000-4999	0.00	0.00	0.00	0.00	0.00	0.0%
5) Services and Other Operating Expenditures		5000-5999	1,250.00	1,250.00	0.00	1,250.00	0.00	0.0%
6) Capital Outlay		6000-6999	0.00	0.00	0.00	0.00	0.00	0.0%
7) Other Outgo (excluding Transfers of Indirect Costs)		7100-7299, 7400-7499	0.00	0.00	0.00	0.00	0.00	0.0%
8) Other Outgo - Transfers of Indirect Costs		7300-7399	0.00	0.00	0.00	0.00	0.00	0.0%
9) TOTAL, EXPENDITURES			1,250.00	1,250.00	0.00	1,250.00		
C. EXCESS (DEFICIENCY) OF REVENUES OVER EXPENDITURES BEFORE OTHER FINANCING SOURCES AND USES (A5 - B9)			6,150.00	6,150.00	9,010.74	6,150.00		
D. OTHER FINANCING SOURCES/USES								
1) Interfund Transfers								
a) Transfers In		8900-8929	0.00	0.00	0.00	0.00	0.00	0.0%
b) Transfers Out		7600-7629	0.00	0.00	0.00	0.00	0.00	0.0%
2) Other Sources/Uses								
a) Sources		8930-8979	0.00	0.00	0.00	0.00	0.00	0.0%
b) Uses		7630-7699	0.00	0.00	0.00	0.00	0.00	0.0%
3) Contributions		8980-8999	0.00	0.00	0.00	0.00	0.00	0.0%
4) TOTAL, OTHER FINANCING SOURCES/USES			0.00	0.00	0.00	0.00		
E. NET INCREASE (DECREASE) IN FUND BALANCE (C + D4)			6,150.00	6,150.00	9,010.74	6,150.00		
F. FUND BALANCE, RESERVES								
1) Beginning Fund Balance								
a) As of July 1 - Unaudited		9791	31,738.23	31,738.23		37,144.73	5,406.50	17.0%
b) Audit Adjustments		9793	0.00	0.00		0.00	0.00	0.0%
c) As of July 1 - Audited (F1a + F1b)			31,738.23	31,738.23		37,144.73		
d) Other Restatements		9795	0.00	0.00		0.00	0.00	0.0%
e) Adjusted Beginning Balance (F1c + F1d)			31,738.23	31,738.23		37,144.73		
2) Ending Balance, June 30 (E + F1e)			37,888.23	37,888.23		43,294.73		
Components of Ending Fund Balance								
a) Nonspendable								
Revolving Cash		9711	0.00	0.00		0.00		
Stores		9712	0.00	0.00		0.00		
Prepaid Items		9713	0.00	0.00		0.00		
All Others		9719	0.00	0.00		0.00		
b) Legally Restricted Balance		9740	37,888.23	37,888.23		43,294.73		
c) Committed								

Description	Resource Codes	Object Codes	Original Budget (A)	Board Approved Operating Budget (B)	Actuals To Date (C)	Projected Year Totals (D)	Difference (Col B & D) (E)	% Diff Column B & D (F)
Stabilization Arrangements		9750	0.00	0.00		0.00		
Other Commitments		9760	0.00	0.00		0.00		
d) Assigned								
Other Assignments		9780	0.00	0.00		0.00		
e) Unassigned/Unappropriated								
Reserve for Economic Uncertainties		9789	0.00	0.00		0.00		
Unassigned/Unappropriated Amount		9790	0.00	0.00		0.00		
OTHER STATE REVENUE								
Tax Relief Subventions								
Restricted Levies - Other								
Homeowners' Exemptions		8575	0.00	0.00	0.00	0.00	0.00	0.0%
Other Subventions/In-Lieu Taxes		8576	0.00	0.00	0.00	0.00	0.00	0.0%
All Other State Revenue		8590	0.00	0.00	0.00	0.00	0.00	0.0%
TOTAL, OTHER STATE REVENUE			0.00	0.00	0.00	0.00	0.00	0.0%
OTHER LOCAL REVENUE								
County and District Taxes								
Other Restricted Levies								
Secured Roll		8615	0.00	0.00	0.00	0.00	0.00	0.0%
Unsecured Roll		8616	0.00	0.00	0.00	0.00	0.00	0.0%
Prior Years' Taxes		8617	0.00	0.00	0.00	0.00	0.00	0.0%
Supplemental Taxes		8618	0.00	0.00	0.00	0.00	0.00	0.0%
Non-Ad Valorem Taxes								
Parcel Taxes		8621	0.00	0.00	0.00	0.00	0.00	0.0%
Other		8622	0.00	0.00	0.00	0.00	0.00	0.0%
Community Redevelopment Funds Not Subject to LCFF Deduction		8625	0.00	0.00	0.00	0.00	0.00	0.0%
Penalties and Interest from Delinquent Non-LCFF Taxes		8629	0.00	0.00	0.00	0.00	0.00	0.0%
Sales								
Sale of Equipment/Supplies		8631	0.00	0.00	0.00	0.00	0.00	0.0%
Interest		8660	400.00	400.00	465.38	400.00	0.00	0.0%
Net Increase (Decrease) in the Fair Value of Investments		8662	0.00	0.00	0.00	0.00	0.00	0.0%
Fees and Contracts								
Mitigation/Developer Fees		8681	7,000.00	7,000.00	8,545.36	7,000.00	0.00	0.0%
Other Local Revenue								
All Other Local Revenue		8699	0.00	0.00	0.00	0.00	0.00	0.0%
All Other Transfers In from All Others		8799	0.00	0.00	0.00	0.00	0.00	0.0%
TOTAL, OTHER LOCAL REVENUE			7,400.00	7,400.00	9,010.74	7,400.00	0.00	0.0%
TOTAL, REVENUES			7,400.00	7,400.00	9,010.74	7,400.00		
CERTIFICATED SALARIES								
Other Certificated Salaries		1900	0.00	0.00	0.00	0.00	0.00	0.0%
TOTAL, CERTIFICATED SALARIES			0.00	0.00	0.00	0.00	0.00	0.0%
CLASSIFIED SALARIES								
Classified Support Salaries		2200	0.00	0.00	0.00	0.00	0.00	0.0%
Classified Supervisors' and Administrators' Salaries		2300	0.00	0.00	0.00	0.00	0.00	0.0%
Clerical, Technical and Office Salaries		2400	0.00	0.00	0.00	0.00	0.00	0.0%
Other Classified Salaries		2900	0.00	0.00	0.00	0.00	0.00	0.0%

Description	Resource Codes	Object Codes	Original Budget (A)	Board Approved Operating Budget (B)	Actuals To Date (C)	Projected Year Totals (D)	Difference (Col B & D) (E)	% Diff Column B & D (F)
TOTAL, CLASSIFIED SALARIES			0.00	0.00	0.00	0.00	0.00	0.0%
EMPLOYEE BENEFITS								
STRS		3101-3102	0.00	0.00	0.00	0.00	0.00	0.0%
PERS		3201-3202	0.00	0.00	0.00	0.00	0.00	0.0%
OASDI/Medicare/Alternative		3301-3302	0.00	0.00	0.00	0.00	0.00	0.0%
Health and Welfare Benefits		3401-3402	0.00	0.00	0.00	0.00	0.00	0.0%
Unemployment Insurance		3501-3502	0.00	0.00	0.00	0.00	0.00	0.0%
Workers' Compensation		3601-3602	0.00	0.00	0.00	0.00	0.00	0.0%
OPEB, Allocated		3701-3702	0.00	0.00	0.00	0.00	0.00	0.0%
OPEB, Active Employees		3751-3752	0.00	0.00	0.00	0.00	0.00	0.0%
Other Employee Benefits		3901-3902	0.00	0.00	0.00	0.00	0.00	0.0%
TOTAL, EMPLOYEE BENEFITS			0.00	0.00	0.00	0.00	0.00	0.0%
BOOKS AND SUPPLIES								
Approved Textbooks and Core Curricula Materials		4100	0.00	0.00	0.00	0.00	0.00	0.0%
Books and Other Reference Materials		4200	0.00	0.00	0.00	0.00	0.00	0.0%
Materials and Supplies		4300	0.00	0.00	0.00	0.00	0.00	0.0%
Noncapitalized Equipment		4400	0.00	0.00	0.00	0.00	0.00	0.0%
TOTAL, BOOKS AND SUPPLIES			0.00	0.00	0.00	0.00	0.00	0.0%
SERVICES AND OTHER OPERATING EXPENDITURES								
Subagreements for Services		5100	0.00	0.00	0.00	0.00	0.00	0.0%
Travel and Conferences		5200	0.00	0.00	0.00	0.00	0.00	0.0%
Insurance		5400-5450	0.00	0.00	0.00	0.00	0.00	0.0%
Operations and Housekeeping Services		5500	0.00	0.00	0.00	0.00	0.00	0.0%
Rentals, Leases, Repairs, and Noncapitalized Improvements		5600	0.00	0.00	0.00	0.00	0.00	0.0%
Transfers of Direct Costs		5710	0.00	0.00	0.00	0.00	0.00	0.0%
Transfers of Direct Costs - Interfund		5750	0.00	0.00	0.00	0.00	0.00	0.0%
Professional/Consulting Services and Operating Expenditures		5800	1,250.00	1,250.00	0.00	1,250.00	0.00	0.0%
Communications		5900	0.00	0.00	0.00	0.00	0.00	0.0%
TOTAL, SERVICES AND OTHER OPERATING EXPENDITURES			1,250.00	1,250.00	0.00	1,250.00	0.00	0.0%
CAPITAL OUTLAY								
Land		6100	0.00	0.00	0.00	0.00	0.00	0.0%
Land Improvements		6170	0.00	0.00	0.00	0.00	0.00	0.0%
Buildings and Improvements of Buildings		6200	0.00	0.00	0.00	0.00	0.00	0.0%
Books and Media for New School Libraries or Major Expansion of School Libraries		6300	0.00	0.00	0.00	0.00	0.00	0.0%
Equipment		6400	0.00	0.00	0.00	0.00	0.00	0.0%
Equipment Replacement		6500	0.00	0.00	0.00	0.00	0.00	0.0%
Lease Assets		6600	0.00	0.00	0.00	0.00	0.00	0.0%
Subscription Assets		6700	0.00	0.00	0.00	0.00	0.00	0.0%
TOTAL, CAPITAL OUTLAY			0.00	0.00	0.00	0.00	0.00	0.0%
OTHER OUTGO (excluding Transfers of Indirect Costs)								
Other Transfers Out								
All Other Transfers Out to All Others		7299	0.00	0.00	0.00	0.00	0.00	0.0%
Debt Service								
Debt Service - Interest		7438	0.00	0.00	0.00	0.00	0.00	0.0%
Other Debt Service - Principal		7439	0.00	0.00	0.00	0.00	0.00	0.0%
TOTAL, OTHER OUTGO (excluding Transfers of Indirect Costs)			0.00	0.00	0.00	0.00	0.00	0.0%

Description	Resource Codes	Object Codes	Original Budget (A)	Board Approved Operating Budget (B)	Actuals To Date (C)	Projected Year Totals (D)	Difference (Col B & D) (E)	% Diff Column B & D (F)
TOTAL, EXPENDITURES			1,250.00	1,250.00	0.00	1,250.00		
INTERFUND TRANSFERS								
INTERFUND TRANSFERS IN								
Other Authorized Interfund Transfers In		8919	0.00	0.00	0.00	0.00	0.00	0.0%
(a) TOTAL, INTERFUND TRANSFERS IN			0.00	0.00	0.00	0.00	0.00	0.0%
INTERFUND TRANSFERS OUT								
To: State School Building Fund/County School Facilities Fund		7613	0.00	0.00	0.00	0.00	0.00	0.0%
Other Authorized Interfund Transfers Out		7619	0.00	0.00	0.00	0.00	0.00	0.0%
(b) TOTAL, INTERFUND TRANSFERS OUT			0.00	0.00	0.00	0.00	0.00	0.0%
OTHER SOURCES/USES								
SOURCES								
Proceeds								
Proceeds from Sale/Lease-Purchase of Land/Buildings		8953	0.00	0.00	0.00	0.00	0.00	0.0%
Other Sources								
Transfers from Funds of Lapsed/Reorganized LEAs		8965	0.00	0.00	0.00	0.00	0.00	0.0%
Long-Term Debt Proceeds								
Proceeds from Certificates of Participation		8971	0.00	0.00	0.00	0.00	0.00	0.0%
Proceeds from Leases		8972	0.00	0.00	0.00	0.00	0.00	0.0%
Proceeds from Lease Revenue Bonds		8973	0.00	0.00	0.00	0.00	0.00	0.0%
Proceeds from SBITAs		8974	0.00	0.00	0.00	0.00	0.00	0.0%
All Other Financing Sources		8979	0.00	0.00	0.00	0.00	0.00	0.0%
(c) TOTAL, SOURCES			0.00	0.00	0.00	0.00	0.00	0.0%
USES								
Transfers of Funds from Lapsed/Reorganized LEAs		7651	0.00	0.00	0.00	0.00	0.00	0.0%
All Other Financing Uses		7699	0.00	0.00	0.00	0.00	0.00	0.0%
(d) TOTAL, USES			0.00	0.00	0.00	0.00	0.00	0.0%
CONTRIBUTIONS								
Contributions from Unrestricted Revenues		8980	0.00	0.00	0.00	0.00	0.00	0.0%
Contributions from Restricted Revenues		8990	0.00	0.00	0.00	0.00	0.00	0.0%
(e) TOTAL, CONTRIBUTIONS			0.00	0.00	0.00	0.00	0.00	0.0%
TOTAL, OTHER FINANCING SOURCES/USES (a - b + c - d + e)			0.00	0.00	0.00	0.00		

Resource	Description	2023-24 Projected Totals
9010	Other Restricted Local	43,294.73
Total, Restricted Balance		43,294.73

Description	Resource Codes	Object Codes	Original Budget (A)	Board Approved Operating Budget (B)	Actuals To Date (C)	Projected Year Totals (D)	Difference (Col B & D) (E)	% Diff Column B & D (F)
A. REVENUES								
1) LCFF Sources		8010-8099	0.00	0.00	0.00	0.00	0.00	0.0%
2) Federal Revenue		8100-8299	382,307.60	0.00	0.00	0.00	0.00	0.0%
3) Other State Revenue		8300-8599	0.00	0.00	0.00	0.00	0.00	0.0%
4) Other Local Revenue		8600-8799	25,000.00	25,000.00	10,132.54	25,000.00	0.00	0.0%
5) TOTAL, REVENUES			407,307.60	25,000.00	10,132.54	25,000.00		
B. EXPENDITURES								
1) Certificated Salaries		1000-1999	0.00	0.00	0.00	0.00	0.00	0.0%
2) Classified Salaries		2000-2999	0.00	0.00	0.00	0.00	0.00	0.0%
3) Employee Benefits		3000-3999	0.00	0.00	0.00	0.00	0.00	0.0%
4) Books and Supplies		4000-4999	0.00	0.00	0.00	0.00	0.00	0.0%
5) Services and Other Operating Expenditures		5000-5999	0.00	0.00	0.00	0.00	0.00	0.0%
6) Capital Outlay		6000-6999	1,271,121.52	888,813.92	87,675.49	888,813.92	0.00	0.0%
7) Other Outgo (excluding Transfers of Indirect Costs)		7100-7299,7400-7499	0.00	0.00	0.00	0.00	0.00	0.0%
8) Other Outgo - Transfers of Indirect Costs		7300-7399	0.00	0.00	0.00	0.00	0.00	0.0%
9) TOTAL, EXPENDITURES			1,271,121.52	888,813.92	87,675.49	888,813.92		
C. EXCESS (DEFICIENCY) OF REVENUES OVER EXPENDITURES BEFORE OTHER FINANCING SOURCES AND USES (A5 - B9)			(863,813.92)	(863,813.92)	(77,542.95)	(863,813.92)		
D. OTHER FINANCING SOURCES/USES								
1) Interfund Transfers								
a) Transfers In		8900-8929	0.00	0.00	0.00	0.00	0.00	0.0%
b) Transfers Out		7600-7629	0.00	0.00	0.00	0.00	0.00	0.0%
2) Other Sources/Uses								
a) Sources		8930-8979	0.00	0.00	0.00	0.00	0.00	0.0%
b) Uses		7630-7699	0.00	0.00	0.00	0.00	0.00	0.0%
3) Contributions		8980-8999	0.00	0.00	0.00	0.00	0.00	0.0%
4) TOTAL, OTHER FINANCING SOURCES/USES			0.00	0.00	0.00	0.00		
E. NET INCREASE (DECREASE) IN FUND BALANCE (C + D4)			(863,813.92)	(863,813.92)	(77,542.95)	(863,813.92)		
F. FUND BALANCE, RESERVES								
1) Beginning Fund Balance								
a) As of July 1 - Unaudited		9791	1,144,113.38	1,144,113.38		867,460.67	(276,652.71)	-24.2%
b) Audit Adjustments		9793	0.00	0.00		0.00	0.00	0.0%
c) As of July 1 - Audited (F1a + F1b)			1,144,113.38	1,144,113.38		867,460.67		
d) Other Restatements		9795	0.00	0.00		0.00	0.00	0.0%
e) Adjusted Beginning Balance (F1c + F1d)			1,144,113.38	1,144,113.38		867,460.67		
2) Ending Balance, June 30 (E + F1e)			280,299.46	280,299.46		3,646.75		
Components of Ending Fund Balance								
a) Nonspendable								
Revolving Cash		9711	0.00	0.00		0.00		
Stores		9712	0.00	0.00		0.00		
Prepaid Items		9713	0.00	0.00		0.00		
All Others		9719	0.00	0.00		0.00		
b) Legally Restricted Balance								
c) Committed		9740	69,074.71	69,074.71		0.00		

Description	Resource Codes	Object Codes	Original Budget (A)	Board Approved Operating Budget (B)	Actuals To Date (C)	Projected Year Totals (D)	Difference (Col B & D) (E)	% Diff Column B & D (F)
Stabilization Arrangements		9750	0.00	0.00		0.00		
Other Commitments		9760	0.00	0.00		0.00		
d) Assigned								
Other Assignments		9780	211,224.75	211,224.75		3,646.75		
e) Unassigned/Unappropriated								
Reserve for Economic Uncertainties		9789	0.00	0.00		0.00		
Unassigned/Unappropriated Amount		9790	0.00	0.00		0.00		
FEDERAL REVENUE								
All Other Federal Revenue		8290	382,307.60	0.00	0.00	0.00	0.00	0.0%
TOTAL, FEDERAL REVENUE			382,307.60	0.00	0.00	0.00	0.00	0.0%
OTHER STATE REVENUE								
School Facilities Apportionments		8545	0.00	0.00	0.00	0.00	0.00	0.0%
Pass-Through Revenues from State Sources		8587	0.00	0.00	0.00	0.00	0.00	0.0%
All Other State Revenue		8590	0.00	0.00	0.00	0.00	0.00	0.0%
TOTAL, OTHER STATE REVENUE			0.00	0.00	0.00	0.00	0.00	0.0%
OTHER LOCAL REVENUE								
Sales								
Sale of Equipment/Supplies		8631	0.00	0.00	0.00	0.00	0.00	0.0%
Leases and Rentals		8650	0.00	0.00	0.00	0.00	0.00	0.0%
Interest		8660	25,000.00	25,000.00	10,132.54	25,000.00	0.00	0.0%
Net Increase (Decrease) in the Fair Value of Investments		8662	0.00	0.00	0.00	0.00	0.00	0.0%
Other Local Revenue								
All Other Local Revenue		8699	0.00	0.00	0.00	0.00	0.00	0.0%
All Other Transfers In from All Others		8799	0.00	0.00	0.00	0.00	0.00	0.0%
TOTAL, OTHER LOCAL REVENUE			25,000.00	25,000.00	10,132.54	25,000.00	0.00	0.0%
TOTAL, REVENUES			407,307.60	25,000.00	10,132.54	25,000.00		
CLASSIFIED SALARIES								
Classified Support Salaries		2200	0.00	0.00	0.00	0.00	0.00	0.0%
Classified Supervisors' and Administrators' Salaries		2300	0.00	0.00	0.00	0.00	0.00	0.0%
Clerical, Technical and Office Salaries		2400	0.00	0.00	0.00	0.00	0.00	0.0%
Other Classified Salaries		2900	0.00	0.00	0.00	0.00	0.00	0.0%
TOTAL, CLASSIFIED SALARIES			0.00	0.00	0.00	0.00	0.00	0.0%
EMPLOYEE BENEFITS								
STRS		3101-3102	0.00	0.00	0.00	0.00	0.00	0.0%
PERS		3201-3202	0.00	0.00	0.00	0.00	0.00	0.0%
OASDI/Medicare/Alternative		3301-3302	0.00	0.00	0.00	0.00	0.00	0.0%
Health and Welfare Benefits		3401-3402	0.00	0.00	0.00	0.00	0.00	0.0%
Unemployment Insurance		3501-3502	0.00	0.00	0.00	0.00	0.00	0.0%
Workers' Compensation		3601-3602	0.00	0.00	0.00	0.00	0.00	0.0%
OPEB, Allocated		3701-3702	0.00	0.00	0.00	0.00	0.00	0.0%
OPEB, Active Employees		3751-3752	0.00	0.00	0.00	0.00	0.00	0.0%
Other Employee Benefits		3901-3902	0.00	0.00	0.00	0.00	0.00	0.0%
TOTAL, EMPLOYEE BENEFITS			0.00	0.00	0.00	0.00	0.00	0.0%
BOOKS AND SUPPLIES								
Books and Other Reference Materials		4200	0.00	0.00	0.00	0.00	0.00	0.0%

Description	Resource Codes	Object Codes	Original Budget (A)	Board Approved Operating Budget (B)	Actuals To Date (C)	Projected Year Totals (D)	Difference (Col B & D) (E)	% Diff Column B & D (F)
Materials and Supplies		4300	0.00	0.00	0.00	0.00	0.00	0.0%
Noncapitalized Equipment		4400	0.00	0.00	0.00	0.00	0.00	0.0%
TOTAL, BOOKS AND SUPPLIES			0.00	0.00	0.00	0.00	0.00	0.0%
SERVICES AND OTHER OPERATING EXPENDITURES								
Subagreements for Services		5100	0.00	0.00	0.00	0.00	0.00	0.0%
Travel and Conferences		5200	0.00	0.00	0.00	0.00	0.00	0.0%
Insurance		5400-5450	0.00	0.00	0.00	0.00	0.00	0.0%
Operations and Housekeeping Services		5500	0.00	0.00	0.00	0.00	0.00	0.0%
Rentals, Leases, Repairs, and Noncapitalized Improvements		5600	0.00	0.00	0.00	0.00	0.00	0.0%
Transfers of Direct Costs		5710	0.00	0.00	0.00	0.00	0.00	0.0%
Transfers of Direct Costs - Interfund		5750	0.00	0.00	0.00	0.00	0.00	0.0%
Professional/Consulting Services and Operating Expenditures		5800	0.00	0.00	0.00	0.00	0.00	0.0%
Communications		5900	0.00	0.00	0.00	0.00	0.00	0.0%
TOTAL, SERVICES AND OTHER OPERATING EXPENDITURES			0.00	0.00	0.00	0.00	0.00	0.0%
CAPITAL OUTLAY								
Land		6100	0.00	0.00	0.00	0.00	0.00	0.0%
Land Improvements		6170	0.00	0.00	0.00	0.00	0.00	0.0%
Buildings and Improvements of Buildings		6200	1,271,121.52	888,813.92	87,675.49	888,813.92	0.00	0.0%
Books and Media for New School Libraries or Major Expansion of School Libraries		6300	0.00	0.00	0.00	0.00	0.00	0.0%
Equipment		6400	0.00	0.00	0.00	0.00	0.00	0.0%
Equipment Replacement		6500	0.00	0.00	0.00	0.00	0.00	0.0%
Lease Assets		6600	0.00	0.00	0.00	0.00	0.00	0.0%
Subscription Assets		6700	0.00	0.00	0.00	0.00	0.00	0.0%
TOTAL, CAPITAL OUTLAY			1,271,121.52	888,813.92	87,675.49	888,813.92	0.00	0.0%
OTHER OUTGO (excluding Transfers of Indirect Costs)								
Other Transfers Out								
Transfers of Pass-Through Revenues								
To Districts or Charter Schools		7211	0.00	0.00	0.00	0.00	0.00	0.0%
To County Offices		7212	0.00	0.00	0.00	0.00	0.00	0.0%
To JPAs		7213	0.00	0.00	0.00	0.00	0.00	0.0%
All Other Transfers Out to All Others		7299	0.00	0.00	0.00	0.00	0.00	0.0%
Debt Service								
Debt Service - Interest		7438	0.00	0.00	0.00	0.00	0.00	0.0%
Other Debt Service - Principal		7439	0.00	0.00	0.00	0.00	0.00	0.0%
TOTAL, OTHER OUTGO (excluding Transfers of Indirect Costs)			0.00	0.00	0.00	0.00	0.00	0.0%
TOTAL, EXPENDITURES			1,271,121.52	888,813.92	87,675.49	888,813.92		
INTERFUND TRANSFERS								
INTERFUND TRANSFERS IN								
To: State School Building Fund/County School Facilities Fund From: All Other Funds		8913	0.00	0.00	0.00	0.00	0.00	0.0%
Other Authorized Interfund Transfers In		8919	0.00	0.00	0.00	0.00	0.00	0.0%
(a) TOTAL, INTERFUND TRANSFERS IN			0.00	0.00	0.00	0.00	0.00	0.0%

Description	Resource Codes	Object Codes	Original Budget (A)	Board Approved Operating Budget (B)	Actuals To Date (C)	Projected Year Totals (D)	Difference (Col B & D) (E)	% Diff Column B & D (F)
INTERFUND TRANSFERS OUT								
To: State School Building Fund/County School Facilities Fund		7613	0.00	0.00	0.00	0.00	0.00	0.0%
Other Authorized Interfund Transfers Out		7619	0.00	0.00	0.00	0.00	0.00	0.0%
(b) TOTAL, INTERFUND TRANSFERS OUT			0.00	0.00	0.00	0.00	0.00	0.0%
OTHER SOURCES/USES								
SOURCES								
Proceeds								
Proceeds from Sale/Lease-Purchase of Land/Buildings		8953	0.00	0.00	0.00	0.00	0.00	0.0%
Other Sources								
Transfers from Funds of Lapsed/Reorganized LEAs		8965	0.00	0.00	0.00	0.00	0.00	0.0%
Long-Term Debt Proceeds								
Proceeds from Certificates of Participation		8971	0.00	0.00	0.00	0.00	0.00	0.0%
Proceeds from Leases		8972	0.00	0.00	0.00	0.00	0.00	0.0%
Proceeds from Lease Revenue Bonds		8973	0.00	0.00	0.00	0.00	0.00	0.0%
Proceeds from SBITAs		8974	0.00	0.00	0.00	0.00	0.00	0.0%
All Other Financing Sources		8979	0.00	0.00	0.00	0.00	0.00	0.0%
(c) TOTAL, SOURCES			0.00	0.00	0.00	0.00	0.00	0.0%
USES								
Transfers of Funds from Lapsed/Reorganized LEAs		7651	0.00	0.00	0.00	0.00	0.00	0.0%
(d) TOTAL, USES			0.00	0.00	0.00	0.00	0.00	0.0%
CONTRIBUTIONS								
Contributions from Unrestricted Revenues		8980	0.00	0.00	0.00	0.00	0.00	0.0%
Contributions from Restricted Revenues		8990	0.00	0.00	0.00	0.00	0.00	0.0%
(e) TOTAL, CONTRIBUTIONS			0.00	0.00	0.00	0.00	0.00	0.0%
TOTAL, OTHER FINANCING SOURCES/USES								
(a - b + c - d + e)			0.00	0.00	0.00	0.00		

Resource	Description	2023-24 Projected Totals
Total, Restricted Balance		0.00

Description	Resource Codes	Object Codes	Original Budget (A)	Board Approved Operating Budget (B)	Actuals To Date (C)	Projected Year Totals (D)	Difference (Col B & D) (E)	% Diff Column B & D (F)
A. REVENUES								
1) LCFF Sources		8010-8099	0.00	0.00	0.00	0.00	0.00	0.0%
2) Federal Revenue		8100-8299	1,433,653.50	1,433,653.50	0.00	1,433,653.50	0.00	0.0%
3) Other State Revenue		8300-8599	0.00	0.00	0.00	0.00	0.00	0.0%
4) Other Local Revenue		8600-8799	0.00	0.00	40.38	0.00	0.00	0.0%
5) TOTAL, REVENUES			1,433,653.50	1,433,653.50	40.38	1,433,653.50		
B. EXPENDITURES								
1) Certificated Salaries		1000-1999	0.00	0.00	0.00	0.00	0.00	0.0%
2) Classified Salaries		2000-2999	0.00	0.00	0.00	0.00	0.00	0.0%
3) Employee Benefits		3000-3999	0.00	0.00	0.00	0.00	0.00	0.0%
4) Books and Supplies		4000-4999	0.00	0.00	0.00	0.00	0.00	0.0%
5) Services and Other Operating Expenditures		5000-5999	0.00	0.00	0.00	0.00	0.00	0.0%
6) Capital Outlay		6000-6999	1,433,653.50	1,433,653.50	327,805.29	1,433,653.50	0.00	0.0%
7) Other Outgo (excluding Transfers of Indirect Costs)		7100-7299,7400-7499	0.00	0.00	0.00	0.00	0.00	0.0%
8) Other Outgo - Transfers of Indirect Costs		7300-7399	0.00	0.00	0.00	0.00	0.00	0.0%
9) TOTAL, EXPENDITURES			1,433,653.50	1,433,653.50	327,805.29	1,433,653.50		
C. EXCESS (DEFICIENCY) OF REVENUES OVER EXPENDITURES BEFORE OTHER FINANCING SOURCES AND USES (A5 - B9)			0.00	0.00	(327,764.91)	0.00		
D. OTHER FINANCING SOURCES/USES								
1) Interfund Transfers								
a) Transfers In		8900-8929	0.00	0.00	0.00	0.00	0.00	0.0%
b) Transfers Out		7600-7629	0.00	0.00	0.00	0.00	0.00	0.0%
2) Other Sources/Uses								
a) Sources		8930-8979	0.00	0.00	0.00	0.00	0.00	0.0%
b) Uses		7630-7699	0.00	0.00	0.00	0.00	0.00	0.0%
3) Contributions		8980-8999	0.00	0.00	0.00	0.00	0.00	0.0%
4) TOTAL, OTHER FINANCING SOURCES/USES			0.00	0.00	0.00	0.00		
E. NET INCREASE (DECREASE) IN FUND BALANCE (C + D4)			0.00	0.00	(327,764.91)	0.00		
F. FUND BALANCE, RESERVES								
1) Beginning Fund Balance								
a) As of July 1 - Unaudited		9791	37,981.26	37,981.26		86,248.51	48,267.25	127.1%
b) Audit Adjustments		9793	0.00	0.00		0.00	0.00	0.0%
c) As of July 1 - Audited (F1a + F1b)			37,981.26	37,981.26		86,248.51		
d) Other Restatements		9795	0.00	0.00		0.00	0.00	0.0%
e) Adjusted Beginning Balance (F1c + F1d)			37,981.26	37,981.26		86,248.51		
2) Ending Balance, June 30 (E + F1e)			37,981.26	37,981.26		86,248.51		
Components of Ending Fund Balance								
a) Nonspendable								
Revolving Cash		9711	0.00	0.00		0.00		
Stores		9712	0.00	0.00		0.00		
Prepaid Items		9713	0.00	0.00		0.00		
All Others		9719	0.00	0.00		0.00		
b) Legally Restricted Balance								
c) Committed		9740	0.00	0.00		0.00		

Description	Resource Codes	Object Codes	Original Budget (A)	Board Approved Operating Budget (B)	Actuals To Date (C)	Projected Year Totals (D)	Difference (Col B & D) (E)	% Diff Column B & D (F)
Stabilization Arrangements		9750	0.00	0.00		0.00		
Other Commitments		9760	0.00	0.00		0.00		
d) Assigned								
Other Assignments		9780	37,981.26	37,981.26		86,248.51		
e) Unassigned/Unappropriated								
Reserve for Economic Uncertainties		9789	0.00	0.00		0.00		
Unassigned/Unappropriated Amount		9790	0.00	0.00		0.00		
FEDERAL REVENUE								
FEMA		8281	0.00	0.00	0.00	0.00	0.00	0.0%
All Other Federal Revenue		8290	1,433,653.50	1,433,653.50	0.00	1,433,653.50	0.00	0.0%
TOTAL, FEDERAL REVENUE			1,433,653.50	1,433,653.50	0.00	1,433,653.50	0.00	0.0%
OTHER STATE REVENUE								
Pass-Through Revenues from State Sources		8587	0.00	0.00	0.00	0.00	0.00	0.0%
California Clean Energy Jobs Act	6230	8590	0.00	0.00	0.00	0.00	0.00	0.0%
All Other State Revenue	All Other	8590	0.00	0.00	0.00	0.00	0.00	0.0%
TOTAL, OTHER STATE REVENUE			0.00	0.00	0.00	0.00	0.00	0.0%
OTHER LOCAL REVENUE								
Other Local Revenue								
Community Redevelopment Funds Not Subject to LCFF Deduction		8625	0.00	0.00	0.00	0.00	0.00	0.0%
Sales								
Sale of Equipment/Supplies		8631	0.00	0.00	0.00	0.00	0.00	0.0%
Leases and Rentals		8650	0.00	0.00	0.00	0.00	0.00	0.0%
Interest		8660	0.00	0.00	40.38	0.00	0.00	0.0%
Net Increase (Decrease) in the Fair Value of Investments		8662	0.00	0.00	0.00	0.00	0.00	0.0%
Other Local Revenue								
All Other Local Revenue		8699	0.00	0.00	0.00	0.00	0.00	0.0%
All Other Transfers In from All Others		8799	0.00	0.00	0.00	0.00	0.00	0.0%
TOTAL, OTHER LOCAL REVENUE			0.00	0.00	40.38	0.00	0.00	0.0%
TOTAL, REVENUES			1,433,653.50	1,433,653.50	40.38	1,433,653.50		
CLASSIFIED SALARIES								
Classified Support Salaries		2200	0.00	0.00	0.00	0.00	0.00	0.0%
Classified Supervisors' and Administrators' Salaries		2300	0.00	0.00	0.00	0.00	0.00	0.0%
Clerical, Technical and Office Salaries		2400	0.00	0.00	0.00	0.00	0.00	0.0%
Other Classified Salaries		2900	0.00	0.00	0.00	0.00	0.00	0.0%
TOTAL, CLASSIFIED SALARIES			0.00	0.00	0.00	0.00	0.00	0.0%
EMPLOYEE BENEFITS								
STRS		3101-3102	0.00	0.00	0.00	0.00	0.00	0.0%
PERS		3201-3202	0.00	0.00	0.00	0.00	0.00	0.0%
OASDI/Medicare/Alternative		3301-3302	0.00	0.00	0.00	0.00	0.00	0.0%
Health and Welfare Benefits		3401-3402	0.00	0.00	0.00	0.00	0.00	0.0%
Unemployment Insurance		3501-3502	0.00	0.00	0.00	0.00	0.00	0.0%
Workers' Compensation		3601-3602	0.00	0.00	0.00	0.00	0.00	0.0%
OPEB, Allocated		3701-3702	0.00	0.00	0.00	0.00	0.00	0.0%
OPEB, Active Employees		3751-3752	0.00	0.00	0.00	0.00	0.00	0.0%
Other Employee Benefits		3901-3902	0.00	0.00	0.00	0.00	0.00	0.0%

Description	Resource Codes	Object Codes	Original Budget (A)	Board Approved Operating Budget (B)	Actuals To Date (C)	Projected Year Totals (D)	Difference (Col B & D) (E)	% Diff Column B & D (F)
TOTAL, EMPLOYEE BENEFITS			0.00	0.00	0.00	0.00	0.00	0.0%
BOOKS AND SUPPLIES								
Books and Other Reference Materials		4200	0.00	0.00	0.00	0.00	0.00	0.0%
Materials and Supplies		4300	0.00	0.00	0.00	0.00	0.00	0.0%
Noncapitalized Equipment		4400	0.00	0.00	0.00	0.00	0.00	0.0%
TOTAL, BOOKS AND SUPPLIES			0.00	0.00	0.00	0.00	0.00	0.0%
SERVICES AND OTHER OPERATING EXPENDITURES								
Subagreements for Services		5100	0.00	0.00	0.00	0.00	0.00	0.0%
Travel and Conferences		5200	0.00	0.00	0.00	0.00	0.00	0.0%
Insurance		5400-5450	0.00	0.00	0.00	0.00	0.00	0.0%
Operations and Housekeeping Services		5500	0.00	0.00	0.00	0.00	0.00	0.0%
Rentals, Leases, Repairs, and Noncapitalized Improvements		5600	0.00	0.00	0.00	0.00	0.00	0.0%
Transfers of Direct Costs		5710	0.00	0.00	0.00	0.00	0.00	0.0%
Transfers of Direct Costs - Interfund		5750	0.00	0.00	0.00	0.00	0.00	0.0%
Professional/Consulting Services and Operating Expenditures		5800	0.00	0.00	0.00	0.00	0.00	0.0%
Communications		5900	0.00	0.00	0.00	0.00	0.00	0.0%
TOTAL, SERVICES AND OTHER OPERATING EXPENDITURES			0.00	0.00	0.00	0.00	0.00	0.0%
CAPITAL OUTLAY								
Land		6100	0.00	0.00	0.00	0.00	0.00	0.0%
Land Improvements		6170	0.00	0.00	0.00	0.00	0.00	0.0%
Buildings and Improvements of Buildings		6200	1,433,653.50	1,433,653.50	327,805.29	1,433,653.50	0.00	0.0%
Books and Media for New School Libraries or Major Expansion of School Libraries		6300	0.00	0.00	0.00	0.00	0.00	0.0%
Equipment		6400	0.00	0.00	0.00	0.00	0.00	0.0%
Equipment Replacement		6500	0.00	0.00	0.00	0.00	0.00	0.0%
Lease Assets		6600	0.00	0.00	0.00	0.00	0.00	0.0%
Subscription Assets		6700	0.00	0.00	0.00	0.00	0.00	0.0%
TOTAL, CAPITAL OUTLAY			1,433,653.50	1,433,653.50	327,805.29	1,433,653.50	0.00	0.0%
OTHER OUTGO (excluding Transfers of Indirect Costs)								
Other Transfers Out								
Transfers of Pass-Through Revenues								
To Districts or Charter Schools		7211	0.00	0.00	0.00	0.00	0.00	0.0%
To County Offices		7212	0.00	0.00	0.00	0.00	0.00	0.0%
To JPAs		7213	0.00	0.00	0.00	0.00	0.00	0.0%
All Other Transfers Out to All Others		7299	0.00	0.00	0.00	0.00	0.00	0.0%
Debt Service								
Debt Service - Interest		7438	0.00	0.00	0.00	0.00	0.00	0.0%
Other Debt Service - Principal		7439	0.00	0.00	0.00	0.00	0.00	0.0%
TOTAL, OTHER OUTGO (excluding Transfers of Indirect Costs)			0.00	0.00	0.00	0.00	0.00	0.0%
TOTAL, EXPENDITURES			1,433,653.50	1,433,653.50	327,805.29	1,433,653.50		
INTERFUND TRANSFERS								
INTERFUND TRANSFERS IN								
From: General Fund/CSSF		8912	0.00	0.00	0.00	0.00	0.00	0.0%

Description	Resource Codes	Object Codes	Original Budget (A)	Board Approved Operating Budget (B)	Actuals To Date (C)	Projected Year Totals (D)	Difference (Col B & D) (E)	% Diff Column B & D (F)
Other Authorized Interfund Transfers In		8919	0.00	0.00	0.00	0.00	0.00	0.0%
(a) TOTAL, INTERFUND TRANSFERS IN			0.00	0.00	0.00	0.00	0.00	0.0%
INTERFUND TRANSFERS OUT								
To: General Fund/CSSF		7612	0.00	0.00	0.00	0.00	0.00	0.0%
To: State School Building Fund/County School Facilities Fund		7613	0.00	0.00	0.00	0.00	0.00	0.0%
Other Authorized Interfund Transfers Out		7619	0.00	0.00	0.00	0.00	0.00	0.0%
(b) TOTAL, INTERFUND TRANSFERS OUT			0.00	0.00	0.00	0.00	0.00	0.0%
OTHER SOURCES/USES								
SOURCES								
Proceeds								
Proceeds from Sale/Lease-Purchase of Land/Buildings		8953	0.00	0.00	0.00	0.00	0.00	0.0%
Other Sources								
Transfers from Funds of Lapsed/Reorganized LEAs		8965	0.00	0.00	0.00	0.00	0.00	0.0%
Long-Term Debt Proceeds								
Proceeds from Certificates of Participation		8971	0.00	0.00	0.00	0.00	0.00	0.0%
Proceeds from Leases		8972	0.00	0.00	0.00	0.00	0.00	0.0%
Proceeds from Lease Revenue Bonds		8973	0.00	0.00	0.00	0.00	0.00	0.0%
Proceeds from SBITAs		8974	0.00	0.00	0.00	0.00	0.00	0.0%
All Other Financing Sources		8979	0.00	0.00	0.00	0.00	0.00	0.0%
(c) TOTAL, SOURCES			0.00	0.00	0.00	0.00	0.00	0.0%
USES								
Transfers of Funds from Lapsed/Reorganized LEAs		7651	0.00	0.00	0.00	0.00	0.00	0.0%
All Other Financing Uses		7699	0.00	0.00	0.00	0.00	0.00	0.0%
(d) TOTAL, USES			0.00	0.00	0.00	0.00	0.00	0.0%
CONTRIBUTIONS								
Contributions from Unrestricted Revenues		8980	0.00	0.00	0.00	0.00	0.00	0.0%
Contributions from Restricted Revenues		8990	0.00	0.00	0.00	0.00	0.00	0.0%
(e) TOTAL, CONTRIBUTIONS			0.00	0.00	0.00	0.00	0.00	0.0%
TOTAL, OTHER FINANCING SOURCES/USES								
(a - b + c - d + e)			0.00	0.00	0.00	0.00		

Resource	Description	2023-24 Projected Totals
Total, Restricted Balance		0.00

Description	ESTIMATED FUNDED ADA Original Budget (A)	ESTIMATED FUNDED ADA Board Approved Operating Budget (B)	ESTIMATED P-2 REPORT ADA Projected Year Totals (C)	ESTIMATED FUNDED ADA Projected Year Totals (D)	DIFFERENCE (Col. D - B) (E)	PERCENTAGE DIFFERENCE (Col. E / B) (F)
A. DISTRICT						
1. Total District Regular ADA Includes Opportunity Classes, Home & Hospital, Special Day Class, Continuation Education, Special Education NPS/LCI and Extended Year, and Community Day School (includes Necessary Small School ADA)	1,696.38	1,696.38	1,588.75	1,696.37	(.01)	0.0%
2. Total Basic Aid Choice/Court Ordered Voluntary Pupil Transfer Regular ADA Includes Opportunity Classes, Home & Hospital, Special Day Class, Continuation Education, Special Education NPS/LCI and Extended Year, and Community Day School (ADA not included in Line A1 above)					0.00	
3. Total Basic Aid Open Enrollment Regular ADA Includes Opportunity Classes, Home & Hospital, Special Day Class, Continuation Education, Special Education NPS/LCI and Extended Year, and Community Day School (ADA not included in Line A1 above)					0.00	
4. Total, District Regular ADA (Sum of Lines A1 through A3)	1,696.38	1,696.38	1,588.75	1,696.37	(.01)	0.0%
5. District Funded County Program ADA					0.00	
a. County Community Schools					0.00	
b. Special Education-Special Day Class	8.38	6.56	6.56	6.56	0.00	0.0%
c. Special Education-NPS/LCI					0.00	
d. Special Education Extended Year					0.00	
e. Other County Operated Programs: Opportunity Schools and Full Day Opportunity Classes, Specialized Secondary Schools					0.00	
f. County School Tuition Fund (Out of State Tuition) [EC 2000 and 46380]					0.00	
g. Total, District Funded County Program ADA (Sum of Lines A5a through A5f)	8.38	6.56	6.56	6.56	0.00	0.0%
6. TOTAL DISTRICT ADA (Sum of Line A4 and Line A5g)	1,704.76	1,702.94	1,595.31	1,702.93	(.01)	0.0%
7. Adults in Correctional Facilities					0.00	
8. Charter School ADA (Enter Charter School ADA using Tab C. Charter School ADA)						

Description	Object	Beginning Balances (Ref. Only)	July	August	September	October	November	December	January	February
ACTUALS THROUGH THE MONTH OF (Enter Month Name):										
A. BEGINNING CASH			27,484,244.29	26,582,513.78	25,409,422.26	26,966,804.12	29,797,659.77	29,135,361.04	29,573,022.82	29,497,820.72
B. RECEIPTS										
LCFF/Revenue Limit Sources										
Principal Apportionment	8010-8019		750,325.00	750,325.00	2,689,053.00	1,350,588.00	1,562,672.00	2,689,053.00	1,350,588.00	1,196,243.00
Property Taxes	8020-8079		0.00	109,451.41	0.00	0.00	0.00	0.00	514,677.05	0.00
Miscellaneous Funds	8080-8099		0.00	0.00	0.00	0.00	0.00	0.00	0.00	0.00
Federal Revenue	8100-8299		145,194.00	718,025.92	818,115.40	4,375,001.20	415,814.63	88,346.00	109,222.00	867,943.63
Other State Revenue	8300-8599		75,328.00	75,328.00	164,167.61	710,273.97	198,212.01	281,877.72	135,588.00	576,872.54
Other Local Revenue	8600-8799		38,720.53	49,656.05	71,028.94	239,846.08	100,659.94	69,670.43	252,595.67	76,318.42
Interfund Transfers In	8910-8929		0.00	0.00	0.00	0.00	126,325.83	0.00	50,532.00	25,265.17
All Other Financing Sources	8930-8979		0.00				16,515.00	0.00		(3,303.00)
TOTAL RECEIPTS			1,009,567.53	1,702,786.38	3,742,364.95	6,675,709.25	2,420,199.41	3,128,947.15	2,413,202.72	2,739,339.76
C. DISBURSEMENTS										
Certificated Salaries	1000-1999		161,872.80	1,239,314.94	1,164,912.38	1,471,420.12	1,263,956.49	1,253,025.07	1,226,750.23	1,305,710.06
Classified Salaries	2000-2999		263,801.30	380,654.94	397,413.91	506,960.21	432,158.17	434,259.35	425,690.75	469,838.78
Employee Benefits	3000-3999		195,341.20	651,108.82	637,750.37	739,009.57	666,887.52	668,206.36	627,294.93	1,113,083.91
Books and Supplies	4000-4999		9,771.20	68,061.14	79,797.16	43,762.15	46,750.39	91,841.88	80,867.72	370,062.12
Services	5000-5999		416,917.54	173,822.55	149,601.82	508,288.00	158,689.43	266,924.13	236,475.07	618,722.09
Capital Outlay	6000-6999		0.00	0.00	37,482.50	1,965.92	13,808.43	53,351.85	148,452.04	172,039.77
Other Outgo	7000-7499		3,981.00	3,981.00	7,166.00	7,166.00	7,166.00	7,166.00	7,166.00	47,977.51
Interfund Transfers Out	7600-7629		0.00	0.00	0.00	0.00	613,537.75	0.00	45,415.02	22,707.59

Description	Object	Beginning Balances (Ref. Only)	July	August	September	October	November	December	January	February
All Other Financing Uses	7630-7699									
TOTAL DISBURSEMENTS			1,051,685.04	2,516,943.39	2,474,124.14	3,278,571.97	3,202,954.18	2,774,774.64	2,798,111.76	4,120,141.83
D. BALANCE SHEET ITEMS										
<u>Assets and Deferred Outflows</u>										
Cash Not In Treasury	9111-9199		0.00	0.00	0.00	0.00	0.00	0.00	0.00	500.00
Accounts Receivable	9200-9299		2,164.40	11,467.10	241,190.74	82,358.55	467,958.26	0.00	0.00	0.00
Due From Other Funds	9310		0.00	0.00	0.00	0.00	(126,325.83)	0.00	(50,530.32)	77,394.12
Stores	9320		0.00	0.00	0.00					
Prepaid Expenditures	9330		94,587.48	0.00	0.00					
Other Current Assets	9340									
Lease Receivable	9380									
Deferred Outflows of Resources	9490									
SUBTOTAL		0.00	96,751.88	11,467.10	241,190.74	82,358.55	341,632.43	0.00	(50,530.32)	77,894.12
<u>Liabilities and Deferred Inflows</u>										
Accounts Payable	9500-9599		956,364.88	370,401.61	(47,950.31)	(235,594.06)	334,714.14	(83,489.27)	(314,822.24)	110,986.37
Due To Other Funds	9610		0.00				(113,537.75)	0.00	(45,415.02)	67,127.07
Current Loans	9640									
Unearned Revenues	9650					884,234.24				
Deferred Inflows of Resources	9690									
SUBTOTAL		0.00	956,364.88	370,401.61	(47,950.31)	648,640.18	221,176.39	(83,489.27)	(360,237.26)	178,113.44
<u>Nonoperating</u>										
Suspense Clearing	9910									
TOTAL BALANCE SHEET ITEMS		0.00	(859,613.00)	(358,934.51)	289,141.05	(566,281.63)	120,456.04	83,489.27	309,706.94	(100,219.32)
E. NET INCREASE/DECREASE (B - C + D)			(901,730.51)	(1,173,091.52)	1,557,381.86	2,830,855.65	(662,298.73)	437,661.78	(75,202.10)	(1,481,021.39)
F. ENDING CASH (A + E)			26,582,513.78	25,409,422.26	26,966,804.12	29,797,659.77	29,135,361.04	29,573,022.82	29,497,820.72	28,016,799.33
G. ENDING CASH, PLUS CASH ACCRUALS AND ADJUSTMENTS										

Description	Object	March	April	May	June	Accruals	Adjustments	TOTAL	BUDGET
ACTUALS THROUGH THE MONTH OF (Enter Month Name):									
A. BEGINNING CASH		28,016,799.33	27,816,722.19	26,382,148.34	24,901,126.95				
B. RECEIPTS									
LCFF/Revenue Limit Sources									
Principal Apportionment	8010-8019	2,477,187.25	1,196,243.00	1,196,243.00	2,362,145.75	0.00		19,570,666.00	19,570,666.00
Property Taxes	8020-8079	0.00	46,447.54	0.00	0.00			670,576.00	670,576.00
Miscellaneous Funds	8080-8099	0.00	0.00	0.00	0.00			0.00	0.00
Federal Revenue	8100-8299	867,943.63	867,943.63	867,943.63	867,943.63			11,009,437.30	11,009,437.30
Other State Revenue	8300-8599	576,872.54	576,872.54	576,872.54	576,872.53			4,525,138.00	4,525,138.00
Other Local Revenue	8600-8799	76,318.42	76,318.42	76,318.42	76,318.42			1,203,769.74	1,203,769.76
Interfund Transfers In	8910-8929	25,265.17	25,265.17	25,265.17	25,265.17			303,183.68	303,182.00
All Other Financing Sources	8930-8979	(3,303.00)	(3,303.00)	(3,303.00)	(3,303.00)			0.00	0.00
TOTAL RECEIPTS		4,020,284.01	2,785,787.30	2,739,339.76	3,905,242.50	0.00	0.00	37,282,770.72	37,282,769.06
C. DISBURSEMENTS									
Certificated Salaries	1000-1999	1,305,710.06	1,305,710.06	1,305,710.06	792,630.07	0.00		13,796,722.34	13,796,722.34
Classified Salaries	2000-2999	469,838.78	469,838.78	469,838.78	469,838.80			5,190,132.55	5,190,132.55
Employee Benefits	3000-3999	1,113,083.91	1,113,083.91	1,113,083.91	975,117.93			9,613,052.34	9,613,052.34
Books and Supplies	4000-4999	370,062.12	370,062.12	370,062.12	370,062.12			2,271,162.24	2,271,162.27
Services	5000-5999	618,722.09	618,722.09	618,722.09	618,722.09			5,004,328.99	5,004,328.98
Capital Outlay	6000-6999	172,039.77	172,039.77	172,039.77	172,039.77			1,115,259.59	1,115,259.61
Other Outgo	7000-7499	47,977.51	47,977.51	47,977.51	47,977.51			283,679.55	283,679.56
Interfund Transfers Out	7600-7629	22,707.59	22,707.59	22,707.59	22,707.59			772,490.72	772,490.72
All Other Financing Uses	7630-7699							0.00	0.00

Description	Object	March	April	May	June	Accruals	Adjustments	TOTAL	BUDGET
TOTAL DISBURSEMENTS		4,120,141.83	4,120,141.83	4,120,141.83	3,469,095.88	0.00	0.00	38,046,828.32	38,046,828.37
D. BALANCE SHEET ITEMS									
<u>Assets and Deferred Outflows</u>									
Cash Not In Treasury	9111-9199	500.00	500.00	500.00	500.00			2,500.00	
Accounts Receivable	9200-9299	0.00	0.00	0.00	0.00			805,139.05	
Due From Other Funds	9310	77,394.12	77,394.12	77,394.12	77,394.12			210,114.45	
Stores	9320							0.00	
Prepaid Expenditures	9330							94,587.48	
Other Current Assets	9340							0.00	
Lease Receivable	9380							0.00	
Deferred Outflows of Resources	9490							0.00	
SUBTOTAL		77,894.12	77,894.12	77,894.12	77,894.12	0.00	0.00	1,112,340.98	
<u>Liabilities and Deferred Inflows</u>									
Accounts Payable	9500-9599	110,986.37	110,986.37	110,986.37	110,986.37			1,534,556.60	
Due To Other Funds	9610	67,127.07	67,127.07	67,127.07	67,127.07			176,682.58	
Current Loans	9640							0.00	
Unearned Revenues	9650							884,234.24	
Deferred Inflows of Resources	9690							0.00	
SUBTOTAL		178,113.44	178,113.44	178,113.44	178,113.44	0.00	0.00	2,595,473.42	
<u>Nonoperating</u>									
Suspense Clearing	9910							0.00	
TOTAL BALANCE SHEET ITEMS		(100,219.32)	(100,219.32)	(100,219.32)	(100,219.32)	0.00	0.00	(1,483,132.44)	
E. NET INCREASE/DECREASE (B - C + D)		(200,077.14)	(1,434,573.85)	(1,481,021.39)	335,927.30	0.00	0.00	(2,247,190.04)	(764,059.31)
F. ENDING CASH (A + E)		27,816,722.19	26,382,148.34	24,901,126.95	25,237,054.25				
G. ENDING CASH, PLUS CASH ACCRUALS AND ADJUSTMENTS								25,237,054.25	

Description	Object Codes	Projected Year Totals (Form 011) (A)	% Change (Cols. C-A/A) (B)	2024-25 Projection (C)	% Change (Cols. E-C/C) (D)	2025-26 Projection (E)
(Enter projections for subsequent years 1 and 2 in Columns C and E; current year - Column A - is extracted)						
A. REVENUES AND OTHER FINANCING SOURCES						
1. LCFF/Revenue Limit Sources	8010-8099	20,241,242.00	(3.87%)	19,457,291.00	(.16%)	19,426,175.00
2. Federal Revenues	8100-8299	11,009,437.30	0.00%	11,009,437.30	0.00%	11,009,437.30
3. Other State Revenues	8300-8599	4,525,138.00	0.00%	4,525,138.00	0.00%	4,525,138.00
4. Other Local Revenues	8600-8799	1,203,769.76	0.00%	1,203,769.76	0.00%	1,203,769.76
5. Other Financing Sources						
a. Transfers In	8900-8929	303,182.00	0.00%	303,182.00	0.00%	303,182.00
b. Other Sources	8930-8979	0.00	0.00%	0.00	0.00%	0.00
c. Contributions	8980-8999	0.00	0.00%	0.00	0.00%	0.00
6. Total (Sum lines A1 thru A5c)		37,282,769.06	(2.10%)	36,498,818.06	(.09%)	36,467,702.06
B. EXPENDITURES AND OTHER FINANCING USES						
1. Certificated Salaries						
a. Base Salaries				13,796,722.34		13,539,960.34
b. Step & Column Adjustment				134,188.00		135,399.00
c. Cost-of-Living Adjustment				0.00		0.00
d. Other Adjustments				(390,950.00)		0.00
e. Total Certificated Salaries (Sum lines B1a thru B1d)	1000-1999	13,796,722.34	(1.86%)	13,539,960.34	1.00%	13,675,359.34
2. Classified Salaries						
a. Base Salaries				5,190,132.55		5,286,337.55
b. Step & Column Adjustment				15,323.00		15,690.00
c. Cost-of-Living Adjustment				80,882.00		90,096.00
d. Other Adjustments				0.00		0.00
e. Total Classified Salaries (Sum lines B2a thru B2d)	2000-2999	5,190,132.55	1.85%	5,286,337.55	2.00%	5,392,123.55
3. Employee Benefits	3000-3999	9,613,052.34	.58%	9,668,950.19	.24%	9,691,706.41
4. Books and Supplies	4000-4999	2,271,162.27	0.00%	2,271,162.19	0.00%	2,271,162.19
5. Services and Other Operating Expenditures	5000-5999	5,004,328.98	0.00%	5,004,328.29	0.00%	5,004,328.00
6. Capital Outlay	6000-6999	1,115,259.61	(.09%)	1,114,259.25	0.00%	1,114,259.25
7. Other Outgo (excluding Transfers of Indirect Costs)	7100-7299, 7400-7499	347,710.00	0.00%	347,710.00	0.00%	347,710.00
8. Other Outgo - Transfers of Indirect Costs	7300-7399	(64,030.44)	0.00%	(64,030.44)	0.00%	(64,030.44)
9. Other Financing Uses						
a. Transfers Out	7600-7629	772,490.72	0.00%	772,490.72	0.00%	772,490.72
b. Other Uses	7630-7699	0.00	0.00%	0.00	0.00%	0.00
10. Other Adjustments				0.00		0.00
11. Total (Sum lines B1 thru B10)		38,046,828.37	(.28%)	37,941,168.09	.70%	38,205,109.02
C. NET INCREASE (DECREASE) IN FUND BALANCE						
(Line A6 minus line B11)						
		(764,059.31)		(1,442,350.03)		(1,737,406.96)
D. FUND BALANCE						
1. Net Beginning Fund Balance (Form 011, line F1e)		26,001,111.54		25,237,052.23		23,794,702.20
2. Ending Fund Balance (Sum lines C and D1)		25,237,052.23		23,794,702.20		22,057,295.24
3. Components of Ending Fund Balance (Form 011)						
a. Nonspendable	9710-9719	2,500.00		2,500.00		2,500.00
b. Restricted	9740	6,226,529.04		5,800,272.00		5,321,239.74
c. Committed						
1. Stabilization Arrangements	9750	0.00		0.00		0.00
2. Other Commitments	9760	0.00		0.00		0.00
d. Assigned	9780	3,086,248.51		3,086,248.51		3,086,248.51
e. Unassigned/Unappropriated						
1. Reserve for Economic Uncertainties	9789	1,200,000.00		1,200,000.00		1,200,000.00

Description	Object Codes	Projected Year Totals (Form 011) (A)	% Change (Cols. C-A/A) (B)	2024-25 Projection (C)	% Change (Cols. E-C/C) (D)	2025-26 Projection (E)
2. Unassigned/Unappropriated	9790	14,721,774.68		13,705,681.69		12,447,306.99
f. Total Components of Ending Fund Balance (Line D3f must agree with line D2)		25,237,052.23		23,794,702.20		22,057,295.24
E. AVAILABLE RESERVES (Unrestricted except as noted)						
1. General Fund						
a. Stabilization Arrangements	9750	0.00		0.00		0.00
b. Reserve for Economic Uncertainties	9789	1,200,000.00		1,200,000.00		1,200,000.00
c. Unassigned/Unappropriated	9790	14,721,774.68		13,705,681.69		12,447,306.99
d. Negative Restricted Ending Balances (Negative resources 2000-9999)	979Z			0.00		0.00
2. Special Reserve Fund - Noncapital Outlay (Fund 17)						
a. Stabilization Arrangements	9750	0.00		0.00		0.00
b. Reserve for Economic Uncertainties	9789	0.00		0.00		0.00
c. Unassigned/Unappropriated	9790	0.00		0.00		0.00
3. Total Available Reserves - by Amount (Sum lines E1 thru E2c)		15,921,774.68		14,905,681.69		13,647,306.99
4. Total Available Reserves - by Percent (Line E3 divided by Line F3c)		41.85%		39.29%		35.72%
F. RECOMMENDED RESERVES						
1. Special Education Pass-through Exclusions						
For districts that serve as the administrative unit (AU) of a special education local plan area (SELPA):						
a. Do you choose to exclude from the reserve calculation the pass-through funds distributed to SELPA members?	Yes					
b. If you are the SELPA AU and are excluding special education pass-through funds:						
1. Enter the name(s) of the SELPA(s):						
2. Special education pass-through funds (Column A: Fund 10, resources 3300-3499, 6500-6540 and 6546 objects 7211-7213 and 7221-7223; enter projections for subsequent years 1 and 2 in Columns C and E)						
		0.00				
2. District ADA Used to determine the reserve standard percentage level on line F3d (Col. A: Form AI, Estimated P-2 ADA column, Lines A4 and C4; enter projections)						
		1,588.75		1,543.72		1,543.72
3. Calculating the Reserves						
a. Expenditures and Other Financing Uses (Line B11)		38,046,828.37		37,941,168.09		38,205,109.02
b. Plus: Special Education Pass-through Funds (Line F1b2, if Line F1a is No)		0.00		0.00		0.00
c. Total Expenditures and Other Financing Uses (Line F3a plus line F3b)		38,046,828.37		37,941,168.09		38,205,109.02
d. Reserve Standard Percentage Level (Refer to Form 01CSI, Criterion 10 for calculation details)		3%		3%		3%
e. Reserve Standard - By Percent (Line F3c times F3d)		1,141,404.85		1,138,235.04		1,146,153.27
f. Reserve Standard - By Amount (Refer to Form 01CSI, Criterion 10 for calculation details)		0.00		0.00		0.00
g. Reserve Standard (Greater of Line F3e or F3f)		1,141,404.85		1,138,235.04		1,146,153.27
h. Available Reserves (Line E3) Meet Reserve Standard (Line F3g)		YES		YES		YES

Description	Object Codes	Projected Year Totals (Form 011) (A)	% Change (Cols. C-A/A) (B)	2024-25 Projection (C)	% Change (Cols. E-C/C) (D)	2025-26 Projection (E)
(Enter projections for subsequent years 1 and 2 in Columns C and E; current year - Column A - is extracted)						
A. REVENUES AND OTHER FINANCING SOURCES						
1. LCFF/Revenue Limit Sources	8010-8099	20,241,242.00	(3.87%)	19,457,291.00	(.16%)	19,426,175.00
2. Federal Revenues	8100-8299	8,481,495.07	0.00%	8,481,495.07	0.00%	8,481,495.07
3. Other State Revenues	8300-8599	791,604.00	0.00%	791,604.00	0.00%	791,604.00
4. Other Local Revenues	8600-8799	399,736.76	0.00%	399,736.76	0.00%	399,736.76
5. Other Financing Sources						
a. Transfers In	8900-8929	303,182.00	0.00%	303,182.00	0.00%	303,182.00
b. Other Sources	8930-8979	0.00	0.00%		0.00%	
c. Contributions	8980-8999	(1,983,568.46)	0.00%	(1,983,568.46)	0.00%	(1,983,568.46)
6. Total (Sum lines A1 thru A5c)		28,233,691.37	(2.78%)	27,449,740.37	(.11%)	27,418,624.37
B. EXPENDITURES AND OTHER FINANCING USES						
1. Certificated Salaries						
a. Base Salaries				12,377,923.47		12,106,973.47
b. Step & Column Adjustment				120,000.00		121,070.00
c. Cost-of-Living Adjustment						
d. Other Adjustments				(390,950.00)		
e. Total Certificated Salaries (Sum lines B1a thru B1d)	1000-1999	12,377,923.47	(2.19%)	12,106,973.47	1.00%	12,228,043.47
2. Classified Salaries						
a. Base Salaries				4,423,960.47		4,504,842.47
b. Step & Column Adjustment						
c. Cost-of-Living Adjustment				80,882.00		90,096.00
d. Other Adjustments						
e. Total Classified Salaries (Sum lines B2a thru B2d)	2000-2999	4,423,960.47	1.83%	4,504,842.47	2.00%	4,594,938.47
3. Employee Benefits	3000-3999	7,359,973.99	.45%	7,393,341.41	0.00%	7,393,341.41
4. Books and Supplies	4000-4999	906,864.19	0.00%	906,864.19	0.00%	906,864.19
5. Services and Other Operating Expenditures	5000-5999	2,382,712.29	0.00%	2,382,712.29	0.00%	2,382,712.00
6. Capital Outlay	6000-6999	589,854.25	0.00%	589,854.25	0.00%	589,854.25
7. Other Outgo (excluding Transfers of Indirect Costs)	7100-7299, 7400-7499	78,485.00	0.00%	78,485.00	0.00%	78,485.00
8. Other Outgo - Transfers of Indirect Costs	7300-7399	(269,730.44)	0.00%	(269,730.44)	0.00%	(269,730.44)
9. Other Financing Uses						
a. Transfers Out	7600-7629	772,490.72	0.00%	772,490.72	0.00%	772,490.72
b. Other Uses	7630-7699	0.00	0.00%		0.00%	
10. Other Adjustments (Explain in Section F below)						
11. Total (Sum lines B1 thru B10)		28,622,533.94	(.55%)	28,465,833.36	.74%	28,676,999.07
C. NET INCREASE (DECREASE) IN FUND BALANCE						
(Line A6 minus line B11)						
		(388,842.57)		(1,016,092.99)		(1,258,374.70)
D. FUND BALANCE						
1. Net Beginning Fund Balance (Form 011, line F1e)		19,399,365.76		19,010,523.19		17,994,430.20
2. Ending Fund Balance (Sum lines C and D1)		19,010,523.19		17,994,430.20		16,736,055.50
3. Components of Ending Fund Balance (Form 011)						
a. Nonspendable	9710-9719	2,500.00		2,500.00		2,500.00
b. Restricted	9740					
c. Committed						
1. Stabilization Arrangements	9750	0.00				
2. Other Commitments	9760	0.00				
d. Assigned	9780	3,086,248.51		3,086,248.51		3,086,248.51
e. Unassigned/Unappropriated						

Description	Object Codes	Projected Year Totals (Form 011) (A)	% Change (Cols. C-A/A) (B)	2024-25 Projection (C)	% Change (Cols. E-C/C) (D)	2025-26 Projection (E)
1. Reserve for Economic Uncertainties	9789	1,200,000.00		1,200,000.00		1,200,000.00
2. Unassigned/Unappropriated	9790	14,721,774.68		13,705,681.69		12,447,306.99
f. Total Components of Ending Fund Balance (Line D3f must agree with line D2)		19,010,523.19		17,994,430.20		16,736,055.50
E. AVAILABLE RESERVES						
1. General Fund						
a. Stabilization Arrangements	9750	0.00		0.00		0.00
b. Reserve for Economic Uncertainties	9789	1,200,000.00		1,200,000.00		1,200,000.00
c. Unassigned/Unappropriated	9790	14,721,774.68		13,705,681.69		12,447,306.99
(Enter other reserve projections in Columns C and E for subsequent years 1 and 2; current year - Column A - is extracted)						
2. Special Reserve Fund - Noncapital Outlay (Fund 17)						
a. Stabilization Arrangements	9750	0.00				
b. Reserve for Economic Uncertainties	9789	0.00				
c. Unassigned/Unappropriated	9790	0.00				
3. Total Available Reserves (Sum lines E1a thru E2c)		15,921,774.68		14,905,681.69		13,647,306.99
F. ASSUMPTIONS						
Please provide below or on a separate attachment, the assumptions used to determine the projections for the first and second subsequent fiscal years. Further, please include an explanation for any significant expenditure adjustments projected in lines B1d, B2d, and B10. For additional information, please refer to the Budget Assumptions section of the SACS Financial Reporting Software User Guide.						
The District will not be filling 4 positions in FY 2024-25						

Description	Object Codes	Projected Year Totals (Form 011) (A)	% Change (Cols. C-A/A) (B)	2024-25 Projection (C)	% Change (Cols. E-C/C) (D)	2025-26 Projection (E)
(Enter projections for subsequent years 1 and 2 in Columns C and E; current year - Column A - is extracted)						
A. REVENUES AND OTHER FINANCING SOURCES						
1. LCFF/Revenue Limit Sources	8010-8099	0.00	0.00%		0.00%	
2. Federal Revenues	8100-8299	2,527,942.23	0.00%	2,527,942.23	0.00%	2,527,942.23
3. Other State Revenues	8300-8599	3,733,534.00	0.00%	3,733,534.00	0.00%	3,733,534.00
4. Other Local Revenues	8600-8799	804,033.00	0.00%	804,033.00	0.00%	804,033.00
5. Other Financing Sources						
a. Transfers In	8900-8929	0.00	0.00%		0.00%	
b. Other Sources	8930-8979	0.00	0.00%		0.00%	
c. Contributions	8980-8999	1,983,568.46	0.00%	1,983,568.46	0.00%	1,983,568.46
6. Total (Sum lines A1 thru A5c)		9,049,077.69	0.00%	9,049,077.69	0.00%	9,049,077.69
B. EXPENDITURES AND OTHER FINANCING USES						
1. Certificated Salaries						
a. Base Salaries				1,418,798.87		1,432,986.87
b. Step & Column Adjustment				14,188.00		14,329.00
c. Cost-of-Living Adjustment						
d. Other Adjustments						
e. Total Certificated Salaries (Sum lines B1a thru B1d)	1000-1999	1,418,798.87	1.00%	1,432,986.87	1.00%	1,447,315.87
2. Classified Salaries						
a. Base Salaries				766,172.08		781,495.08
b. Step & Column Adjustment				15,323.00		15,690.00
c. Cost-of-Living Adjustment						
d. Other Adjustments						
e. Total Classified Salaries (Sum lines B2a thru B2d)	2000-2999	766,172.08	2.00%	781,495.08	2.01%	797,185.08
3. Employee Benefits	3000-3999	2,253,078.35	1.00%	2,275,608.78	1.00%	2,298,365.00
4. Books and Supplies	4000-4999	1,364,298.08	0.00%	1,364,298.00	0.00%	1,364,298.00
5. Services and Other Operating Expenditures	5000-5999	2,621,616.69	0.00%	2,621,616.00	0.00%	2,621,616.00
6. Capital Outlay	6000-6999	525,405.36	(.19%)	524,405.00	0.00%	524,405.00
7. Other Outgo (excluding Transfers of Indirect Costs)	7100-7299, 7400-7499	269,225.00	0.00%	269,225.00	0.00%	269,225.00
8. Other Outgo - Transfers of Indirect Costs	7300-7399	205,700.00	0.00%	205,700.00	0.00%	205,700.00
9. Other Financing Uses						
a. Transfers Out	7600-7629	0.00	0.00%		0.00%	
b. Other Uses	7630-7699	0.00	0.00%		0.00%	
10. Other Adjustments (Explain in Section F below)						
11. Total (Sum lines B1 thru B10)		9,424,294.43	.54%	9,475,334.73	.56%	9,528,109.95
C. NET INCREASE (DECREASE) IN FUND BALANCE						
(Line A6 minus line B11)						
		(375,216.74)		(426,257.04)		(479,032.26)
D. FUND BALANCE						
1. Net Beginning Fund Balance (Form 011, line F1e)		6,601,745.78		6,226,529.04		5,800,272.00
2. Ending Fund Balance (Sum lines C and D1)		6,226,529.04		5,800,272.00		5,321,239.74
3. Components of Ending Fund Balance (Form 011)						
a. Nonspendable	9710-9719	0.00				
b. Restricted	9740	6,226,529.04		5,800,272.00		5,321,239.74
c. Committed						
1. Stabilization Arrangements	9750					
2. Other Commitments	9760					
d. Assigned	9780					
e. Unassigned/Unappropriated						
1. Reserve for Economic Uncertainties	9789					

Description	Object Codes	Projected Year Totals (Form 011) (A)	% Change (Cols. C-A/A) (B)	2024-25 Projection (C)	% Change (Cols. E-C/C) (D)	2025-26 Projection (E)
2. Unassigned/Unappropriated	9790	0.00		0.00		0.00
f. Total Components of Ending Fund Balance (Line D3f must agree with line D2)		6,226,529.04		5,800,272.00		5,321,239.74
E. AVAILABLE RESERVES						
1. General Fund)						
a. Stabilization Arrangements	9750					
b. Reserve for Economic Uncertainties	9789					
c. Unassigned/Unappropriated Amount	9790					
(Enter current year reserve projections in Column A, and other reserve projections in Columns C and E for subsequent years 1 and 2)						
2. Special Reserve Fund - Noncapital Outlay (Fund 17)						
a. Stabilization Arrangements	9750					
b. Reserve for Economic Uncertainties	9789					
c. Unassigned/Unappropriated	9790					
3. Total Available Reserves (Sum lines E1a thru E2c)						
F. ASSUMPTIONS						
Please provide below or on a separate attachment, the assumptions used to determine the projections for the first and second subsequent fiscal years. Further, please include an explanation for any significant expenditure adjustments projected in lines B1d, B2d, and B10. For additional information, please refer to the Budget Assumptions section of the SACS Financial Reporting Software User Guide.						
Due to very low COLA per Governor's proposed budget, we are not increasing expenditures.						

Description	Object Codes	Projected Year Totals (Form 011) (A)	% Change (Cols. C-A/A) (B)	2024-25 Projection (C)	% Change (Cols. E-C/C) (D)	2025-26 Projection (E)
(Enter projections for subsequent years 1 and 2 in Columns C and E; current year - Column A - is extracted)						
A. REVENUES AND OTHER FINANCING SOURCES						
1. LCFF/Revenue Limit Sources	8010-8099	20,241,242.00	(3.87%)	19,457,291.00	(.16%)	19,426,175.00
2. Federal Revenues	8100-8299	8,481,495.07	0.00%	8,481,495.07	0.00%	8,481,495.07
3. Other State Revenues	8300-8599	791,604.00	0.00%	791,604.00	0.00%	791,604.00
4. Other Local Revenues	8600-8799	399,736.76	0.00%	399,736.76	0.00%	399,736.76
5. Other Financing Sources						
a. Transfers In	8900-8929	303,182.00	0.00%	303,182.00	0.00%	303,182.00
b. Other Sources	8930-8979	0.00	0.00%		0.00%	
c. Contributions	8980-8999	(1,983,568.46)	0.00%	(1,983,568.46)	0.00%	(1,983,568.46)
6. Total (Sum lines A1 thru A5c)		28,233,691.37	(2.78%)	27,449,740.37	(.11%)	27,418,624.37
B. EXPENDITURES AND OTHER FINANCING USES						
1. Certificated Salaries						
a. Base Salaries				12,377,923.47		12,106,973.47
b. Step & Column Adjustment				120,000.00		121,070.00
c. Cost-of-Living Adjustment						
d. Other Adjustments				(390,950.00)		
e. Total Certificated Salaries (Sum lines B1a thru B1d)	1000-1999	12,377,923.47	(2.19%)	12,106,973.47	1.00%	12,228,043.47
2. Classified Salaries						
a. Base Salaries				4,423,960.47		4,504,842.47
b. Step & Column Adjustment						
c. Cost-of-Living Adjustment				80,882.00		90,096.00
d. Other Adjustments						
e. Total Classified Salaries (Sum lines B2a thru B2d)	2000-2999	4,423,960.47	1.83%	4,504,842.47	2.00%	4,594,938.47
3. Employee Benefits	3000-3999	7,359,973.99	.45%	7,393,341.41	0.00%	7,393,341.41
4. Books and Supplies	4000-4999	906,864.19	0.00%	906,864.19	0.00%	906,864.19
5. Services and Other Operating Expenditures	5000-5999	2,382,712.29	0.00%	2,382,712.29	0.00%	2,382,712.00
6. Capital Outlay	6000-6999	589,854.25	0.00%	589,854.25	0.00%	589,854.25
7. Other Outgo (excluding Transfers of Indirect Costs)	7100-7299, 7400-7499	78,485.00	0.00%	78,485.00	0.00%	78,485.00
8. Other Outgo - Transfers of Indirect Costs	7300-7399	(269,730.44)	0.00%	(269,730.44)	0.00%	(269,730.44)
9. Other Financing Uses						
a. Transfers Out	7600-7629	772,490.72	0.00%	772,490.72	0.00%	772,490.72
b. Other Uses	7630-7699	0.00	0.00%		0.00%	
10. Other Adjustments (Explain in Section F below)						
11. Total (Sum lines B1 thru B10)		28,622,533.94	(.55%)	28,465,833.36	.74%	28,676,999.07
C. NET INCREASE (DECREASE) IN FUND BALANCE						
(Line A6 minus line B11)						
		(388,842.57)		(1,016,092.99)		(1,258,374.70)
D. FUND BALANCE						
1. Net Beginning Fund Balance (Form 011, line F1e)		19,399,365.76		19,010,523.19		17,994,430.20
2. Ending Fund Balance (Sum lines C and D1)		19,010,523.19		17,994,430.20		16,736,055.50
3. Components of Ending Fund Balance (Form 011)						
a. Nonspendable	9710-9719	2,500.00		2,500.00		2,500.00
b. Restricted	9740					
c. Committed						
1. Stabilization Arrangements	9750	0.00				
2. Other Commitments	9760	0.00				
d. Assigned	9780	3,086,248.51		3,086,248.51		3,086,248.51
e. Unassigned/Unappropriated						

Description	Object Codes	Projected Year Totals (Form 011) (A)	% Change (Cols. C-A/A) (B)	2024-25 Projection (C)	% Change (Cols. E-C/C) (D)	2025-26 Projection (E)
1. Reserve for Economic Uncertainties	9789	1,200,000.00		1,200,000.00		1,200,000.00
2. Unassigned/Unappropriated	9790	14,721,774.68		13,705,681.69		12,447,306.99
f. Total Components of Ending Fund Balance (Line D3f must agree with line D2)		19,010,523.19		17,994,430.20		16,736,055.50
E. AVAILABLE RESERVES						
1. General Fund						
a. Stabilization Arrangements	9750	0.00		0.00		0.00
b. Reserve for Economic Uncertainties	9789	1,200,000.00		1,200,000.00		1,200,000.00
c. Unassigned/Unappropriated	9790	14,721,774.68		13,705,681.69		12,447,306.99
(Enter other reserve projections in Columns C and E for subsequent years 1 and 2; current year - Column A - is extracted)						
2. Special Reserve Fund - Noncapital Outlay (Fund 17)						
a. Stabilization Arrangements	9750	0.00				
b. Reserve for Economic Uncertainties	9789	0.00				
c. Unassigned/Unappropriated	9790	0.00				
3. Total Available Reserves (Sum lines E1a thru E2c)		15,921,774.68		14,905,681.69		13,647,306.99
F. ASSUMPTIONS						
Please provide below or on a separate attachment, the assumptions used to determine the projections for the first and second subsequent fiscal years. Further, please include an explanation for any significant expenditure adjustments projected in lines B1d, B2d, and B10. For additional information, please refer to the Budget Assumptions section of the SACS Financial Reporting Software User Guide.						
The District will not be filling 4 positions in FY 2024-25						

Description	Object Codes	Projected Year Totals (Form 011) (A)	% Change (Cols. C-A/A) (B)	2024-25 Projection (C)	% Change (Cols. E-C/C) (D)	2025-26 Projection (E)
(Enter projections for subsequent years 1 and 2 in Columns C and E; current year - Column A - is extracted)						
A. REVENUES AND OTHER FINANCING SOURCES						
1. LCFF/Revenue Limit Sources	8010-8099	0.00	0.00%		0.00%	
2. Federal Revenues	8100-8299	2,527,942.23	0.00%	2,527,942.23	0.00%	2,527,942.23
3. Other State Revenues	8300-8599	3,733,534.00	0.00%	3,733,534.00	0.00%	3,733,534.00
4. Other Local Revenues	8600-8799	804,033.00	0.00%	804,033.00	0.00%	804,033.00
5. Other Financing Sources						
a. Transfers In	8900-8929	0.00	0.00%		0.00%	
b. Other Sources	8930-8979	0.00	0.00%		0.00%	
c. Contributions	8980-8999	1,983,568.46	0.00%	1,983,568.46	0.00%	1,983,568.46
6. Total (Sum lines A1 thru A5c)		9,049,077.69	0.00%	9,049,077.69	0.00%	9,049,077.69
B. EXPENDITURES AND OTHER FINANCING USES						
1. Certificated Salaries						
a. Base Salaries				1,418,798.87		1,432,986.87
b. Step & Column Adjustment				14,188.00		14,329.00
c. Cost-of-Living Adjustment						
d. Other Adjustments						
e. Total Certificated Salaries (Sum lines B1a thru B1d)	1000-1999	1,418,798.87	1.00%	1,432,986.87	1.00%	1,447,315.87
2. Classified Salaries						
a. Base Salaries				766,172.08		781,495.08
b. Step & Column Adjustment				15,323.00		15,690.00
c. Cost-of-Living Adjustment						
d. Other Adjustments						
e. Total Classified Salaries (Sum lines B2a thru B2d)	2000-2999	766,172.08	2.00%	781,495.08	2.01%	797,185.08
3. Employee Benefits	3000-3999	2,253,078.35	1.00%	2,275,608.78	1.00%	2,298,365.00
4. Books and Supplies	4000-4999	1,364,298.08	0.00%	1,364,298.00	0.00%	1,364,298.00
5. Services and Other Operating Expenditures	5000-5999	2,621,616.69	0.00%	2,621,616.00	0.00%	2,621,616.00
6. Capital Outlay	6000-6999	525,405.36	(.19%)	524,405.00	0.00%	524,405.00
7. Other Outgo (excluding Transfers of Indirect Costs)	7100-7299, 7400-7499	269,225.00	0.00%	269,225.00	0.00%	269,225.00
8. Other Outgo - Transfers of Indirect Costs	7300-7399	205,700.00	0.00%	205,700.00	0.00%	205,700.00
9. Other Financing Uses						
a. Transfers Out	7600-7629	0.00	0.00%		0.00%	
b. Other Uses	7630-7699	0.00	0.00%		0.00%	
10. Other Adjustments (Explain in Section F below)						
11. Total (Sum lines B1 thru B10)		9,424,294.43	.54%	9,475,334.73	56%	9,528,109.95
C. NET INCREASE (DECREASE) IN FUND BALANCE						
(Line A6 minus line B11)		(375,216.74)		(426,257.04)		(479,032.26)
D. FUND BALANCE						
1. Net Beginning Fund Balance (Form 011, line F1e)		6,601,745.78		6,226,529.04		5,800,272.00
2. Ending Fund Balance (Sum lines C and D1)		6,226,529.04		5,800,272.00		5,321,239.74
3. Components of Ending Fund Balance (Form 011)						
a. Nonspendable	9710-9719	0.00				
b. Restricted	9740	6,226,529.04		5,800,272.00		5,321,239.74
c. Committed						
1. Stabilization Arrangements	9750					
2. Other Commitments	9760					
d. Assigned	9780					
e. Unassigned/Unappropriated						
1. Reserve for Economic Uncertainties	9789					

Description	Object Codes	Projected Year Totals (Form 011) (A)	% Change (Cols. C-A/A) (B)	2024-25 Projection (C)	% Change (Cols. E-C/C) (D)	2025-26 Projection (E)
2. Unassigned/Unappropriated	9790	0.00		0.00		0.00
f. Total Components of Ending Fund Balance (Line D3f must agree with line D2)		6,226,529.04		5,800,272.00		5,321,239.74
E. AVAILABLE RESERVES						
1. General Fund)						
a. Stabilization Arrangements	9750					
b. Reserve for Economic Uncertainties	9789					
c. Unassigned/Unappropriated Amount	9790					
(Enter current year reserve projections in Column A, and other reserve projections in Columns C and E for subsequent years 1 and 2)						
2. Special Reserve Fund - Noncapital Outlay (Fund 17)						
a. Stabilization Arrangements	9750					
b. Reserve for Economic Uncertainties	9789					
c. Unassigned/Unappropriated	9790					
3. Total Available Reserves (Sum lines C1a thru C2c)						
F. ASSUMPTIONS						
Please provide below or on a separate attachment, the assumptions used to determine the projections for the first and second subsequent fiscal years. Further, please include an explanation for any significant expenditure adjustments projected in lines B1d, B2d, and B10. For additional information, please refer to the Budget Assumptions section of the SACS Financial Reporting Software User Guide.						
Due to very low COLA per Governor's proposed budget, we are not increasing expenditures.						

Description	Object Codes	Projected Year Totals (Form 011) (A)	% Change (Cols. C-A/A) (B)	2024-25 Projection (C)	% Change (Cols. E-C/C) (D)	2025-26 Projection (E)
(Enter projections for subsequent years 1 and 2 in Columns C and E; current year - Column A - is extracted)						
A. REVENUES AND OTHER FINANCING SOURCES						
1. LCFF/Revenue Limit Sources	8010-8099	20,241,242.00	(3.87%)	19,457,291.00	(.16%)	19,426,175.00
2. Federal Revenues	8100-8299	11,009,437.30	0.00%	11,009,437.30	0.00%	11,009,437.30
3. Other State Revenues	8300-8599	4,525,138.00	0.00%	4,525,138.00	0.00%	4,525,138.00
4. Other Local Revenues	8600-8799	1,203,769.76	0.00%	1,203,769.76	0.00%	1,203,769.76
5. Other Financing Sources						
a. Transfers In	8900-8929	303,182.00	0.00%	303,182.00	0.00%	303,182.00
b. Other Sources	8930-8979	0.00	0.00%	0.00	0.00%	0.00
c. Contributions	8980-8999	0.00	0.00%	0.00	0.00%	0.00
6. Total (Sum lines A1 thru A5c)		37,282,769.06	(2.10%)	36,498,818.06	(.09%)	36,467,702.06
B. EXPENDITURES AND OTHER FINANCING USES						
1. Certificated Salaries						
a. Base Salaries				13,796,722.34		13,539,960.34
b. Step & Column Adjustment				134,188.00		135,399.00
c. Cost-of-Living Adjustment				0.00		0.00
d. Other Adjustments				(390,950.00)		0.00
e. Total Certificated Salaries (Sum lines B1a thru B1d)	1000-1999	13,796,722.34	(1.86%)	13,539,960.34	1.00%	13,675,359.34
2. Classified Salaries						
a. Base Salaries				5,190,132.55		5,286,337.55
b. Step & Column Adjustment				15,323.00		15,690.00
c. Cost-of-Living Adjustment				80,882.00		90,096.00
d. Other Adjustments				0.00		0.00
e. Total Classified Salaries (Sum lines B2a thru B2d)	2000-2999	5,190,132.55	1.85%	5,286,337.55	2.00%	5,392,123.55
3. Employee Benefits	3000-3999	9,613,052.34	.58%	9,668,950.19	.24%	9,691,706.41
4. Books and Supplies	4000-4999	2,271,162.27	0.00%	2,271,162.19	0.00%	2,271,162.19
5. Services and Other Operating Expenditures	5000-5999	5,004,328.98	0.00%	5,004,328.29	0.00%	5,004,328.00
6. Capital Outlay	6000-6999	1,115,259.61	(.09%)	1,114,259.25	0.00%	1,114,259.25
7. Other Outgo (excluding Transfers of Indirect Costs)	7100-7299, 7400-7499	347,710.00	0.00%	347,710.00	0.00%	347,710.00
8. Other Outgo - Transfers of Indirect Costs	7300-7399	(64,030.44)	0.00%	(64,030.44)	0.00%	(64,030.44)
9. Other Financing Uses						
a. Transfers Out	7600-7629	772,490.72	0.00%	772,490.72	0.00%	772,490.72
b. Other Uses	7630-7699	0.00	0.00%	0.00	0.00%	0.00
10. Other Adjustments				0.00		0.00
11. Total (Sum lines B1 thru B10)		38,046,828.37	(.28%)	37,941,168.09	(.70%)	38,205,109.02
C. NET INCREASE (DECREASE) IN FUND BALANCE						
(Line A6 minus line B11)						
		(764,059.31)		(1,442,350.03)		(1,737,406.96)
D. FUND BALANCE						
1. Net Beginning Fund Balance (Form 011, line F1e)		26,001,111.54		25,237,052.23		23,794,702.20
2. Ending Fund Balance (Sum lines C and D1)		25,237,052.23		23,794,702.20		22,057,295.24
3. Components of Ending Fund Balance (Form 011)						
a. Nonspendable	9710-9719	2,500.00		2,500.00		2,500.00
b. Restricted	9740	6,226,529.04		5,800,272.00		5,321,239.74
c. Committed						
1. Stabilization Arrangements	9750	0.00		0.00		0.00
2. Other Commitments	9760	0.00		0.00		0.00
d. Assigned	9780	3,086,248.51		3,086,248.51		3,086,248.51
e. Unassigned/Unappropriated						
1. Reserve for Economic Uncertainties	9789	1,200,000.00		1,200,000.00		1,200,000.00

Description	Object Codes	Projected Year Totals (Form 011) (A)	% Change (Cols. C-A/A) (B)	2024-25 Projection (C)	% Change (Cols. E-C/C) (D)	2025-26 Projection (E)
2. Unassigned/Unappropriated	9790	14,721,774.68		13,705,681.69		12,447,306.99
f. Total Components of Ending Fund Balance (Line D3f must agree with line D2)		25,237,052.23		23,794,702.20		22,057,295.24
E. AVAILABLE RESERVES (Unrestricted except as noted)						
1. General Fund						
a. Stabilization Arrangements	9750	0.00		0.00		0.00
b. Reserve for Economic Uncertainties	9789	1,200,000.00		1,200,000.00		1,200,000.00
c. Unassigned/Unappropriated	9790	14,721,774.68		13,705,681.69		12,447,306.99
d. Negative Restricted Ending Balances (Negative resources 2000-9999)	979Z			0.00		0.00
2. Special Reserve Fund - Noncapital Outlay (Fund 17)						
a. Stabilization Arrangements	9750	0.00		0.00		0.00
b. Reserve for Economic Uncertainties	9789	0.00		0.00		0.00
c. Unassigned/Unappropriated	9790	0.00		0.00		0.00
3. Total Available Reserves - by Amount (Sum lines E1 thru E2c)		15,921,774.68		14,905,681.69		13,647,306.99
4. Total Available Reserves - by Percent (Line E3 divided by Line F3c)		41.85%		39.29%		35.72%
F. RECOMMENDED RESERVES						
1. Special Education Pass-through Exclusions						
For districts that serve as the administrative unit (AU) of a special education local plan area (SELPA):						
a. Do you choose to exclude from the reserve calculation the pass-through funds distributed to SELPA members?	Yes					
b. If you are the SELPA AU and are excluding special education pass-through funds:						
1. Enter the name(s) of the SELPA(s):						
2. Special education pass-through funds (Column A: Fund 10, resources 3300-3499, 6500-6540 and 6546 objects 7211-7213 and 7221-7223; enter projections for subsequent years 1 and 2 in Columns C and E)						
		0.00				
2. District ADA Used to determine the reserve standard percentage level on line F3d (Col. A: Form AI, Estimated P-2 ADA column, Lines A4 and C4; enter projections)						
		1,588.75		1,543.72		1,543.72
3. Calculating the Reserves						
a. Expenditures and Other Financing Uses (Line B11)		38,046,828.37		37,941,168.09		38,205,109.02
b. Plus: Special Education Pass-through Funds (Line F1b2, if Line F1a is No)		0.00		0.00		0.00
c. Total Expenditures and Other Financing Uses (Line F3a plus line F3b)		38,046,828.37		37,941,168.09		38,205,109.02
d. Reserve Standard Percentage Level (Refer to Form 01CSI, Criterion 10 for calculation details)		3%		3%		3%
e. Reserve Standard - By Percent (Line F3c times F3d)		1,141,404.85		1,138,235.04		1,146,153.27
f. Reserve Standard - By Amount (Refer to Form 01CSI, Criterion 10 for calculation details)		0.00		0.00		0.00
g. Reserve Standard (Greater of Line F3e or F3f)		1,141,404.85		1,138,235.04		1,146,153.27
h. Available Reserves (Line E3) Meet Reserve Standard (Line F3g)		YES		YES		YES

NOTICE OF CRITERIA AND STANDARDS REVIEW. This interim report was based upon and reviewed using the state-adopted Criteria and Standards. (Pursuant to Education Code (EC) sections 33129 and 42130)

Signed: _____ Date: _____
District Superintendent or Designee

NOTICE OF INTERIM REVIEW. All action shall be taken on this report during a regular or authorized special meeting of the governing board.

To the County Superintendent of Schools:

This interim report and certification of financial condition are hereby filed by the governing board of the school district. (Pursuant to EC Section 42131)

Meeting Date: March 04, 2024 Signed: _____
President of the Governing Board

CERTIFICATION OF FINANCIAL CONDITION

POSITIVE CERTIFICATION
As President of the Governing Board of this school district, I certify that based upon current projections this district will meet its financial obligations for the current fiscal year and subsequent two fiscal years.

QUALIFIED CERTIFICATION
As President of the Governing Board of this school district, I certify that based upon current projections this district may not meet its financial obligations for the current fiscal year or two subsequent fiscal years.

NEGATIVE CERTIFICATION
As President of the Governing Board of this school district, I certify that based upon current projections this district will be unable to meet its financial obligations for the remainder of the current fiscal year or for the subsequent fiscal year.

Contact person for additional information on the interim report:

Name: Teresa Santamaria Telephone: (559) 925-2620
Title: Chief Business Official E-mail: teresasantama@central.k12.ca.us

Criteria and Standards Review Summary

The following summary is automatically completed based on data provided in the Criteria and Standards Review form (Form 01CSI). Criteria and standards that are "Not Met," and supplemental information and additional fiscal indicators that are "Yes," may indicate areas of potential concern, which could affect the interim report certification, and should be carefully reviewed.

CRITERIA AND STANDARDS			Met	Not Met
1	Average Daily Attendance	Funded ADA for any of the current or two subsequent fiscal years has not changed by more than two percent since first interim.	X	
CRITERIA AND STANDARDS (continued)			Met	Not Met
2	Enrollment	Projected enrollment for any of the current or two subsequent fiscal years has not changed by more than two percent since first interim.	X	
3	ADA to Enrollment	Projected second period (P-2) ADA to enrollment ratio for the current and two subsequent fiscal years is consistent with historical ratios.		X
4	Local Control Funding Formula (LCFF) Revenue	Projected LCFF revenue for any of the current or two subsequent fiscal years has not changed by more than two percent since first interim.		X
5	Salaries and Benefits	Projected ratio of total unrestricted salaries and benefits to total unrestricted general fund expenditures has not changed by more than the standard for the current and two subsequent fiscal years.		X
6a	Other Revenues	Projected operating revenues (federal, other state, other local) for the current and two subsequent fiscal years have not changed by more than five percent since first interim.	X	
6b	Other Expenditures	Projected operating expenditures (books and supplies, services and other expenditures) for the current and two subsequent fiscal years have not changed by more than five percent since first interim.		X
7	Ongoing and Major Maintenance Account	If applicable, changes occurring since first interim meet the required contribution to the ongoing and major maintenance account (i.e., restricted maintenance account).		X
8	Deficit Spending	Unrestricted deficit spending, if any, has not exceeded the standard in any of the current or two subsequent fiscal years.	X	
9a	Fund Balance	Projected general fund balance will be positive at the end of the current and two subsequent fiscal years.	X	
9b	Cash Balance	Projected general fund cash balance will be positive at the end of the current fiscal year.	X	
10	Reserves	Available reserves (e.g., reserve for economic uncertainties, unassigned/unappropriated amounts) meet minimum requirements for the current and two subsequent fiscal years.	X	
SUPPLEMENTAL INFORMATION			No	Yes
S1	Contingent Liabilities	Have any known or contingent liabilities (e.g., financial or program audits, litigation, state compliance reviews) occurred since first interim that may impact the budget?	X	

Second Interim
DISTRICT CERTIFICATION OF INTERIM REPORT
For the Fiscal Year 2023-24

S2	Using One-time Revenues to Fund Ongoing Expenditures	Are there ongoing general fund expenditures funded with one-time revenues that have changed since first interim by more than five percent?	X	
S3	Temporary Interfund Borrowings	Are there projected temporary borrowings between funds?	X	
S4	Contingent Revenues	Are any projected revenues for any of the current or two subsequent fiscal years contingent on reauthorization by the local government, special legislation, or other definitive act (e.g., parcel taxes, forest reserves)?	X	
S5	Contributions	Have contributions from unrestricted to restricted resources, or transfers to or from the general fund to cover operating deficits, changed since first interim by more than \$20,000 and more than 5% for any of the current or two subsequent fiscal years?	X	
SUPPLEMENTAL INFORMATION (continued)			No	Yes
S6	Long-term Commitments	Does the district have long-term (multiyear) commitments or debt agreements?	X	
		• If yes, have annual payments for the current or two subsequent fiscal years increased over prior year's (2022-23) annual payment?	n/a	
		• If yes, will funding sources used to pay long-term commitments decrease or expire prior to the end of the commitment period, or are they one-time sources?	n/a	
S7a	Postemployment Benefits Other than Pensions	Does the district provide postemployment benefits other than pensions (OPEB)?		X
S7b	Other Self-insurance Benefits	Does the district operate any self-insurance programs (e.g., workers' compensation)?	X	
		• If yes, have there been changes since first interim in self-insurance liabilities?	n/a	
S8	Status of Labor Agreements	As of second interim projections, are salary and benefit negotiations still unsettled for:		
		• Certificated? (Section S8A, Line 1b)	X	
		• Classified? (Section S8B, Line 1b)	X	
S8	Labor Agreement Budget Revisions	For negotiations settled since first interim, per Government Code Section 3547.5(c), are budget revisions still needed to meet the costs of the collective bargaining agreement(s) for:		
		• Certificated? (Section S8A, Line 3)	n/a	
S9	Status of Other Funds	Are any funds other than the general fund projected to have a negative fund balance at the end of the current fiscal year?	X	
ADDITIONAL FISCAL INDICATORS			No	Yes
A1	Negative Cash Flow	Do cash flow projections show that the district will end the current fiscal year with a negative cash balance in the general fund?	X	
A2	Independent Position Control	Is personnel position control independent from the payroll system?		X
A3	Declining Enrollment	Is enrollment decreasing in both the prior and current fiscal years?		X
A4	New Charter Schools Impacting District Enrollment	Are any new charter schools operating in district boundaries that are impacting the district's enrollment, either in the prior or current fiscal year?	X	
A5	Salary Increases Exceed COLA	Has the district entered into a bargaining agreement where any of the current or subsequent fiscal years of the agreement would result in salary increases that are expected to exceed the projected state funded cost-of-living adjustment?	X	
A6	Uncapped Health Benefits	Does the district provide uncapped (100% employer paid) health benefits for current or retired employees?	X	
A7	Independent Financial System	Is the district's financial system independent from the county office system?	X	
A8	Fiscal Distress Reports	Does the district have any reports that indicate fiscal distress? If yes, provide copies to the COE, pursuant to EC 42127.6(a).	X	
A9	Change of CBO or Superintendent	Have there been personnel changes in the superintendent or chief business official (CBO) positions within the last 12 months?	X	

Second Interim
2023-24 Projected Year Totals
Every Student Succeeds Act Maintenance of Effort
Expenditures

Section I - Expenditures	Funds 01, 09, and 62			2023-24 Expenditures
	Goals	Functions	Objects	
A. Total state, federal, and local expenditures (all resources)	All	All	1000-7999	38,046,828.37
B. Less all federal expenditures not allowed for MOE (Resources 3000-5999, except 3385)	All	All	1000-7999	2,487,883.84
C. Less state and local expenditures not allowed for MOE: (All resources, except federal as identified in Line B)				
1. Community Services	All	5000-5999	1000-7999	3,660.00
2. Capital Outlay	All except 7100-7199	All except 5000-5999	6000-6999 except 6600, 6910	1,115,259.61
3. Debt Service	All	9100	5400-5450, 5800, 7430-7439	0.00
4. Other Transfers Out	All	9200	7200-7299	0.00
5. Interfund Transfers Out	All	9300	7600-7629	772,490.72
6. All Other Financing Uses	All	9100	7699	0.00
		9200	7651	
7. Nonagency	7100-7199	All except 5000-5999, 9000-9999	1000-7999	0.00
8. Tuition (Revenue, in lieu of expenditures, to approximate costs of services for which tuition is received)	All	All	8710	0.00

<p>9. Supplemental expenditures made as a result of a Presidentially declared disaster</p>	Manually entered. Must not include expenditures in lines B, C1-C8, D1, or D2.			
<p>10. Total state and local expenditures not allowed for MOE calculation (Sum lines C1 through C9)</p>				1,891,410.33
<p>D. Plus additional MOE expenditures:</p>	All	All	1000-7143, 7300-7439	34,346.53
<p>1. Expenditures to cover deficits for food services (Funds 13 and 61) (If negative, then zero)</p>			minus 8000-8699	
<p>2. Expenditures to cover deficits for student body activities</p>	Manually entered. Must not include expenditures in lines A or D1.			
<p>E. Total expenditures subject to MOE (Line A minus lines B and C10, plus lines D1 and D2)</p>				33,701,880.73
<p>Section II - Expenditures Per ADA</p>				<p>2023-24 Annual ADA/Exps. Per ADA</p>
<p>A. Average Daily Attendance (Form AI, Column C, sum of lines A6 and C9)*</p>				1,595.31
<p>B. Expenditures per ADA (Line I.E divided by Line II.A)</p>				21,125.60
<p>Section III - MOE Calculation (For data collection only. Final determination will be done by CDE)</p>	Total			Per ADA

<p>A. Base expenditures (Preloaded expenditures extracted from prior year Unaudited Actuals MOE calculation). (Note: If the prior year MOE was not met, in its final determination, CDE will adjust the prior year base to 90 percent of the preceding prior year amount rather than the actual prior year expenditure amount.)</p>		
<p>1. Adjustment to base expenditure and expenditure per ADA amounts for LEAs failing prior year MOE calculation (From Section IV)</p>		
<p>2. Total adjusted base expenditure amounts (Line A plus Line A.1)</p>		
<p>B. Required effort (Line A.2 times 90%)</p>		
<p>C. Current year expenditures (Line I E and Line II B)</p>	<p>33,701,880.73</p>	<p>21,125.60</p>
<p>D. MOE deficiency amount, if any (Line B minus Line C) (If negative, then zero)</p>	<p>0.00</p>	<p>0.00</p>

<p>E. MOE determination (If one or both of the amounts in line D are zero, the MOE requirement is met; if both amounts are positive, the MOE requirement is not met. If either column in Line A.2 or Line C equals zero, the MOE calculation is incomplete.)</p>	MOE Calculation Incomplete	
<p>F. MOE deficiency percentage, if MOE not met; otherwise, zero (Line D divided by Line B) (Funding under ESSA covered programs in FY 2025-26 may be reduced by the lower of the two percentages)</p>		0.00%
<p>*Interim Periods - Annual ADA not available from Form AI. For your convenience, Projected Year Totals Estimated P-2 ADA is extracted. Manual adjustment may be required to reflect estimated Annual ADA.</p>		

SECTION IV - Detail of Adjustments to Base Expenditures (used in Section III, Line A.1)		
Description of Adjustments	Total Expenditures	Expenditures Per ADA
Total adjustments to base expenditures		0.00

Part I - General Administrative Share of Plant Services Costs

California's indirect cost plan allows that the general administrative costs in the indirect cost pool may include that portion of plant services costs (maintenance and operations costs and facilities rents and leases costs) attributable to the general administrative offices. The calculation of the plant services costs attributed to general administration and included in the pool is standardized and automated using the percentage of salaries and benefits relating to general administration as proxy for the percentage of square footage occupied by general administration.

A. Salaries and Benefits - Other General Administration and Centralized Data Processing

1. Salaries and benefits paid through payroll (Funds 01, 09, and 62, objects 1000-3999 except 3701-3702)
(Functions 7200-7700, goals 0000 and 9000) 676,648.00
2. Contracted general administrative positions not paid through payroll
 - a. Enter the costs, if any, of general administrative positions performing services ON SITE but paid through a contract, rather than through payroll, in functions 7200-7700, goals 0000 and 9000, Object 5800. _____
 - b. If an amount is entered on Line A2a, provide the title, duties, and approximate FTE of each general administrative position paid through a contract. Retain supporting documentation in case of audit.

B. Salaries and Benefits - All Other Activities

1. Salaries and benefits paid through payroll (Funds 01, 09, and 62, objects 1000-3999 except 3701-3702)
(Functions 1000-6999, 7100-7180, & 8100-8400; Functions 7200-7700, all goals except 0000 & 9000) 27,480,252.23

C. Percentage of Plant Services Costs Attributable to General Administration

- (Line A1 plus Line A2a, divided by Line B1; zero if negative) (See Part III, Lines A5 and A6) 2.46%

Part II - Adjustments for Employment Separation Costs

When an employee separates from service, the local educational agency (LEA) may incur costs associated with the separation in addition to the employee's regular salary and benefits for the final pay period. These additional costs can be categorized as "normal" or "abnormal or mass" separation costs.

Normal separation costs include items such as pay for accumulated unused leave or routine severance pay authorized by governing board policy. Normal separation costs are not allowable as direct costs to federal programs, but are allowable as indirect costs. State programs may have similar restrictions. Where federal or state program guidelines required that the LEA charge an employee's normal separation costs to an unrestricted resource rather than to the restricted program in which the employee worked, the LEA may identify and enter these costs on Line A for inclusion in the indirect cost pool.

Abnormal or mass separation costs are those costs resulting from actions taken by an LEA to influence employees to terminate their employment earlier than they normally would have. Abnormal or mass separation costs include retirement incentives such as a Golden Handshake or severance packages negotiated to effect termination. Abnormal or mass separation costs may not be charged to federal programs as either direct costs or indirect costs. Where an LEA paid abnormal or mass separation costs on behalf of positions in general administrative functions included in the indirect cost pool, the LEA must identify and enter these costs on Line B for exclusion from the pool.

A. Normal Separation Costs (optional)

- Enter any normal separation costs paid on behalf of employees of restricted state or federal programs that were charged to an unrestricted resource (0000-1999) in funds 01, 09, and 62 with functions 1000-6999 or 8100-8400 rather than to the restricted program. These costs will be moved in Part III from base costs to the indirect cost pool. 0.00
- Retain supporting documentation.

B. Abnormal or Mass Separation Costs (required)

- Enter any abnormal or mass separation costs paid on behalf of general administrative positions charged to unrestricted resources (0000-1999) in funds 01, 09, and 62 with functions 7200-7700. These costs will be moved in Part III from the indirect cost pool to base costs. If none, enter zero. 0.00

Part III - Indirect Cost Rate Calculation (Funds 01, 09, and 62, unless indicated otherwise)

A. Indirect Costs

1. Other General Administration, less portion charged to restricted resources or specific goals
(Functions 7200-7600, objects 1000-5999, minus Line B9) 1,307,965.00
2. Centralized Data Processing, less portion charged to restricted resources or specific goals
(Function 7700, objects 1000-5999, minus Line B10) 244,533.40

3. External Financial Audit - Single Audit (Function 7190, resources 0000-1999, goals 0000 and 9000, objects 5000 - 5999)	40,000.00
4. Staff Relations and Negotiations (Function 7120, resources 0000-1999, goals 0000 and 9000, objects 1000 - 5999)	0.00
5. Plant Maintenance and Operations (portion relating to general administrative offices only) (Functions 8100-8400, objects 1000-5999 except 5100, times Part I, Line C)	83,121.09
6. Facilities Rents and Leases (portion relating to general administrative offices only) (Function 8700, resources 0000-1999, objects 1000-5999 except 5100, times Part I, Line C)	0.00
7. Adjustment for Employment Separation Costs	
a. Plus: Normal Separation Costs (Part II, Line A)	0.00
b. Less: Abnormal or Mass Separation Costs (Part II, Line B)	0.00
8. Total Indirect Costs (Lines A1 through A7a, minus Line A7b)	1,675,619.49
9. Carry-Forward Adjustment (Part IV, Line F)	(371,581.20)
10. Total Adjusted Indirect Costs (Line A8 plus Line A9)	1,304,038.29
B. Base Costs	
1. Instruction (Functions 1000-1999, objects 1000-5999 except 5100)	23,125,295.45
2. Instruction-Related Services (Functions 2000-2999, objects 1000-5999 except 5100)	4,344,736.10
3. Pupil Services (Functions 3000-3999, objects 1000-5999 except 4700 and 5100)	1,348,259.44
4. Ancillary Services (Functions 4000-4999, objects 1000-5999 except 5100)	0.00
5. Community Services (Functions 5000-5999, objects 1000-5999 except 5100)	3,660.00
6. Enterprise (Function 6000, objects 1000-5999 except 4700 and 5100)	0.00
7. Board and Superintendent (Functions 7100-7180, objects 1000-5999, minus Part III, Line A4)	748,103.00
8. External Financial Audit - Single Audit and Other (Functions 7190-7191, objects 5000 - 5999, minus Part III, Line A3)	0.00
9. Other General Administration (portion charged to restricted resources or specific goals only) (Functions 7200-7600, resources 2000-9999, objects 1000-5999; Functions 7200-7600, resources 0000-1999, all goals except 0000 and 9000, objects 1000-5999)	296,380.39
10. Centralized Data Processing (portion charged to restricted resources or specific goals only) (Function 7700, resources 2000-9999, objects 1000-5999; Function 7700, resources 0000-1999, all goals except 0000 and 9000, objects 1000-5999)	627,769.82
11. Plant Maintenance and Operations (all except portion relating to general administrative offices) (Functions 8100-8400, objects 1000-5999 except 5100, minus Part III, Line A5)	3,295,784.90
12. Facilities Rents and Leases (all except portion relating to general administrative offices) (Function 8700, objects 1000-5999 except 5100, minus Part III, Line A6)	0.00
13. Adjustment for Employment Separation Costs	
a. Less: Normal Separation Costs (Part II, Line A)	0.00
b. Plus: Abnormal or Mass Separation Costs (Part II, Line B)	0.00
14. Student Activity (Fund 08, functions 4000-5999, objects 1000-5999 except 5100)	0.00
15. Adult Education (Fund 11, functions 1000-6999, 8100-8400, and 8700, objects 1000-5999 except 5100)	0.00
16. Child Development (Fund 12, functions 1000-6999, 8100-8400 & 8700, objects 1000-5999 except 4700 & 5100)	0.00
17. Cafeteria (Funds 13 & 61, functions 1000-6999, 8100-8400 & 8700, objects 1000-5999 except 4700 & 5100)	864,119.00
18. Foundation (Funds 19 & 57, functions 1000-6999, 8100-8400 & 8700, objects 1000-5999 except 4700 & 5100)	0.00
19. Total Base Costs (Lines B1 through B12 and Lines B13b through B16, minus Line B13a)	34,654,108.10
C. Straight Indirect Cost Percentage Before Carry-Forward Adjustment (For information only - not for use when claiming/recovering indirect costs) (Line A8 divided by Line B19)	4.84%
D. Preliminary Proposed Indirect Cost Rate (For final approved fixed-with-carry-forward rate for use in 2025-26 see www.cde.ca.gov/fg/ac/ic) (Line A10 divided by Line B19)	3.76%

Part IV - Carry-forward Adjustment

The carry-forward adjustment is an after-the-fact adjustment for the difference between indirect costs recoverable using the indirect cost rate approved for use in a given year, and the actual indirect costs incurred in that year. The carry-forward adjustment eliminates

the need for LEAs to file amended federal reports when their actual indirect costs vary from the estimated indirect costs on which the approved rate was based.		
Where the ratio of indirect costs incurred in the current year is less than the estimated ratio of indirect costs on which the approved rate for use in the current year was based, the carry-forward adjustment is limited by using either the approved rate times current year base costs, or the highest rate actually used to recover costs from any program times current year base costs, if the highest rate used was less than the approved rate. Rates used to recover costs from programs are displayed in Exhibit A.		
A. Indirect costs incurred in the current year (Part III, Line A8)		1,675,619.49
B. Carry-forward adjustment from prior year(s)		
1. Carry-forward adjustment from the second prior year		388,983.11
2. Carry-forward adjustment amount deferred from prior year(s), if any		0.00
C. Carry-forward adjustment for under- or over-recovery in the current year		
1. Under-recovery: Part III, Line A8, plus carry-forward adjustment from prior years, minus (approved indirect cost rate (7.03%) times Part III, Line B19); zero if negative		0.00
2. Over-recovery: Part III, Line A8, plus carry-forward adjustment from prior years, minus the lesser of (approved indirect cost rate (7.03%) times Part III, Line B19) or (the highest rate used to recover costs from any program (10.21%) times Part III, Line B19); zero if positive		(371,581.20)
D. Preliminary carry-forward adjustment (Line C1 or C2)		(371,581.20)
E. Optional allocation of negative carry-forward adjustment over more than one year		
Where a negative carry-forward adjustment causes the proposed approved rate to fall below zero or would reduce the rate at which the LEA could recover indirect costs to such an extent that it would cause the LEA significant fiscal harm, the LEA may request that the carry-forward adjustment be allocated over more than one year. Where allocation of a negative carry-forward adjustment over more than one year does not resolve a negative rate, the CDE will work with the LEA on a case-by-case basis to establish an approved rate.		
Option 1. Preliminary proposed approved rate (Part III, Line D) if entire negative carry-forward adjustment is applied to the current year calculation:		3.76%
Option 2. Preliminary proposed approved rate (Part III, Line D) if one-half of negative carry-forward adjustment (\$-185790.60) is applied to the current year calculation and the remainder (\$-185790.60) is deferred to one or more future years:		4.30%
Option 3. Preliminary proposed approved rate (Part III, Line D) if one-third of negative carry-forward adjustment (\$-123860.40) is applied to the current year calculation and the remainder (\$-247720.80) is deferred to one or more future years:		4.48%
LEA request for Option 1, Option 2, or Option 3		1
F. Carry-forward adjustment used in Part III, Line A9 (Line D minus amount deferred if Option 2 or Option 3 is selected)		(371,581.20)

Approved indirect cost rate: 7.03%

Highest rate used in any program: 10.21%

Note: In one or more resources, the rate used is greater than the approved rate.

Fund	Resource	Eligible Expenditures (Objects 1000-5999 except 4700 & 5100)	Indirect Costs Charged (Objects 7310 and 7350)	Rate Used
01	2600	901,122.00	92,000.00	10.21%
01	3213	1,403,252.73	96,000.00	6.84%
01	6053	200,064.00	17,700.00	8.85%
13	5310	864,119.00	64,030.44	7.41%

Central Union Elementary
Kings County

Second Interim
2023-24
General Fund
Special Education Revenue
Allocations
Setup

16 63883 0000000
Form SEAS
E82J22J3N8(2023-24)

Current LEA:	16-63883-0000000 Central Union Elementary	
Selected SELPA:	AC	(Enter a SELPA ID from the list below then save and close)
POTENTIAL SELPAS FOR THIS LEA	DATE APPROVED	
ID	SELPA-TITLE (from Form SEA)	
AC	Kings County	

Second Interim
2023-24 Projected Year Totals
SUMMARY OF INTERFUND ACTIVITIES
FOR ALL FUNDS

Description	Direct Costs - Interfund		Indirect Costs - Interfund		Interfund Transfers In 8900-8929	Interfund Transfers Out 7600-7629	Due From Other Funds 9310	Due To Other Funds 9610
	Transfers In 5750	Transfers Out 5750	Transfers In 7350	Transfers Out 7350				
011 GENERAL FUND								
Expenditure Detail	0.00	0.00	0.00	(64,030.44)				
Other Sources/Uses Detail					303,182.00	772,490.72		
Fund Reconciliation								
081 STUDENT ACTIVITY SPECIAL REVENUE FUND								
Expenditure Detail	0.00	0.00	0.00	0.00				
Other Sources/Uses Detail					0.00	0.00		
Fund Reconciliation								
091 CHARTER SCHOOLS SPECIAL REVENUE FUND								
Expenditure Detail	0.00	0.00	0.00	0.00				
Other Sources/Uses Detail					0.00	0.00		
Fund Reconciliation								
101 SPECIAL EDUCATION PASS-THROUGH FUND								
Expenditure Detail								
Other Sources/Uses Detail								
Fund Reconciliation								
111 ADULT EDUCATION FUND								
Expenditure Detail	0.00	0.00	0.00	0.00				
Other Sources/Uses Detail					0.00	0.00		
Fund Reconciliation								
121 CHILD DEVELOPMENT FUND								
Expenditure Detail	0.00	0.00	0.00	0.00				
Other Sources/Uses Detail					0.00	0.00		
Fund Reconciliation								
131 CAFETERIA SPECIAL REVENUE FUND								
Expenditure Detail	0.00	0.00	64,030.44	0.00				
Other Sources/Uses Detail					0.00	0.00		
Fund Reconciliation								
141 DEFERRED MAINTENANCE FUND								
Expenditure Detail	0.00	0.00						
Other Sources/Uses Detail					500,000.00	0.00		
Fund Reconciliation								
151 PUPIL TRANSPORTATION EQUIPMENT FUND								
Expenditure Detail	0.00	0.00						
Other Sources/Uses Detail					0.00	0.00		
Fund Reconciliation								
171 SPECIAL RESERVE FUND FOR OTHER THAN CAPITAL OUTLAY								
Expenditure Detail								
Other Sources/Uses Detail					0.00	0.00		
Fund Reconciliation								
181 SCHOOL BUS EMISSIONS REDUCTION FUND								
Expenditure Detail	0.00	0.00						
Other Sources/Uses Detail					0.00	0.00		
Fund Reconciliation								
191 FOUNDATION SPECIAL REVENUE FUND								
Expenditure Detail	0.00	0.00	0.00	0.00				
Other Sources/Uses Detail						0.00		
Fund Reconciliation								
201 SPECIAL RESERVE FUND FOR POSTEMPLOYMENT BENEFITS								
Expenditure Detail								
Other Sources/Uses Detail					272,490.72	303,182.00		
Fund Reconciliation								
211 BUILDING FUND								
Expenditure Detail	0.00	0.00						
Other Sources/Uses Detail					0.00	0.00		
Fund Reconciliation								
251 CAPITAL FACILITIES FUND								
Expenditure Detail	0.00	0.00						
Other Sources/Uses Detail					0.00	0.00		
Fund Reconciliation								

Second Interim
2023-24 Projected Year Totals
SUMMARY OF INTERFUND ACTIVITIES
FOR ALL FUNDS

Description	Direct Costs - Interfund		Indirect Costs - Interfund		Interfund Transfers In 8900-8929	Interfund Transfers Out 7600-7629	Due From Other Funds 9310	Due To Other Funds 9610
	Transfers In 5750	Transfers Out 5750	Transfers In 7350	Transfers Out 7350				
301 STATE SCHOOL BUILDING LEASE/PURCHASE FUND								
Expenditure Detail	0.00	0.00						
Other Sources/Uses Detail					0.00	0.00		
Fund Reconciliation								
351 COUNTY SCHOOL FACILITIES FUND								
Expenditure Detail	0.00	0.00						
Other Sources/Uses Detail					0.00	0.00		
Fund Reconciliation								
401 SPECIAL RESERVE FUND FOR CAPITAL OUTLAY PROJECTS								
Expenditure Detail	0.00	0.00						
Other Sources/Uses Detail					0.00	0.00		
Fund Reconciliation								
491 CAP PROJ FUND FOR BLENDED COMPONENT UNITS								
Expenditure Detail	0.00	0.00						
Other Sources/Uses Detail					0.00	0.00		
Fund Reconciliation								
511 BOND INTEREST AND REDEMPTION FUND								
Expenditure Detail								
Other Sources/Uses Detail					0.00	0.00		
Fund Reconciliation								
521 DEBT SVC FUND FOR BLENDED COMPONENT UNITS								
Expenditure Detail								
Other Sources/Uses Detail					0.00	0.00		
Fund Reconciliation								
531 TAX OVERRIDE FUND								
Expenditure Detail								
Other Sources/Uses Detail					0.00	0.00		
Fund Reconciliation								
561 DEBT SERVICE FUND								
Expenditure Detail								
Other Sources/Uses Detail					0.00	0.00		
Fund Reconciliation								
571 FOUNDATION PERMANENT FUND								
Expenditure Detail	0.00	0.00	0.00	0.00				
Other Sources/Uses Detail						0.00		
Fund Reconciliation								
611 CAFETERIA ENTERPRISE FUND								
Expenditure Detail	0.00	0.00	0.00	0.00				
Other Sources/Uses Detail					0.00	0.00		
Fund Reconciliation								
621 CHARTER SCHOOLS ENTERPRISE FUND								
Expenditure Detail	0.00	0.00	0.00	0.00				
Other Sources/Uses Detail					0.00	0.00		
Fund Reconciliation								
631 OTHER ENTERPRISE FUND								
Expenditure Detail	0.00	0.00						
Other Sources/Uses Detail					0.00	0.00		
Fund Reconciliation								
661 WAREHOUSE REVOLVING FUND								
Expenditure Detail	0.00	0.00						
Other Sources/Uses Detail					0.00	0.00		
Fund Reconciliation								
671 SELF-INSURANCE FUND								
Expenditure Detail	0.00	0.00						
Other Sources/Uses Detail					0.00	0.00		
Fund Reconciliation								
711 RETIREE BENEFIT FUND								
Expenditure Detail								
Other Sources/Uses Detail					0.00			
Fund Reconciliation								
731 FOUNDATION PRIVATE-PURPOSE TRUST FUND								

Second Interim
2023-24 Projected Year Totals
SUMMARY OF INTERFUND ACTIVITIES
FOR ALL FUNDS

Description	Direct Costs - Interfund		Indirect Costs - Interfund		Interfund Transfers In 8900-8929	Interfund Transfers Out 7600-7629	Due From Other Funds 9310	Due To Other Funds 9610
	Transfers In 5750	Transfers Out 5750	Transfers In 7350	Transfers Out 7350				
Expenditure Detail	0.00	0.00						
Other Sources/Uses Detail					0.00			
Fund Reconciliation								
76I WARRANT/PASS-THROUGH FUND								
Expenditure Detail								
Other Sources/Uses Detail								
Fund Reconciliation								
95I STUDENT BODY FUND								
Expenditure Detail								
Other Sources/Uses Detail								
Fund Reconciliation								
TOTALS	0.00	0.00	64,030.44	(64,030.44)	1,075,672.72	1,075,672.72		

Provide methodology and assumptions used to estimate ADA, enrollment, revenues, expenditures, reserves and fund balance, and multiyear commitments (including cost-of-living adjustments).

Deviations from the standards must be explained and may affect the interim certification.

CRITERIA AND STANDARDS

1. CRITERION: Average Daily Attendance

STANDARD: Funded average daily attendance (ADA) for any of the current fiscal year or two subsequent fiscal years has not changed by more than two percent since first interim projections.

District's ADA Standard Percentage Range:

1A. Calculating the District's ADA Variances

DATA ENTRY: First Interim data that exist will be extracted into the first column, otherwise, enter data for all fiscal years. Second Interim Projected Year Totals data that exist for the current year will be extracted; otherwise, enter data for all fiscal years. Enter district regular ADA and charter school ADA corresponding to financial data reported in the General Fund, only, for all fiscal years.

Estimated Funded ADA

Fiscal Year		First Interim	Second Interim	Percent Change	Status
		Projected Year Totals (Form 01CSI, Item 1A)	Projected Year Totals (Form A1, Lines A4 and C4)		
Current Year (2023-24)	District Regular	1,697.13	1,696.37		
	Charter School	0.00	0.00		
	Total ADA	1,697.13	1,696.37	0.0%	Met
1st Subsequent Year (2024-25)	District Regular	1,623.24	1,622.48		
	Charter School				
	Total ADA	1,623.24	1,622.48	0.0%	Met
2nd Subsequent Year (2025-26)	District Regular	1,588.75	1,572.98		
	Charter School				
	Total ADA	1,588.75	1,572.98	(1.0%)	Met

1B. Comparison of District ADA to the Standard

DATA ENTRY: Enter an explanation if the standard is not met.

1a STANDARD MET - Funded ADA has not changed since first interim projections by more than two percent in any of the current year or two subsequent fiscal years.

Explanation:
(required if NOT met)

2. CRITERION: Enrollment

STANDARD: Projected enrollment for any of the current fiscal year or two subsequent fiscal years has not changed by more than two percent since first interim projections

District's Enrollment Standard Percentage Range:

2A. Calculating the District's Enrollment Variances

DATA ENTRY: First Interim data that exist will be extracted; otherwise, enter data into the first column for all fiscal years. Enter data in the second column for all fiscal years. Enter district regular enrollment and charter school enrollment corresponding to financial data reported in the General Fund, only, for all fiscal years.

Fiscal Year	Enrollment		Percent Change	Status
	First Interim (Form 01CSI, Item 2A)	Second Interim CBEDS/Projected		
Current Year (2023-24)				
District Regular	1,605.00	1,596.00		
Charter School				
Total Enrollment	1,605.00	1,596.00	(.6%)	Met
1st Subsequent Year (2024-25)				
District Regular	1,605.00	1,596.00		
Charter School				
Total Enrollment	1,605.00	1,596.00	(.6%)	Met
2nd Subsequent Year (2025-26)				
District Regular	1,605.00	1,596.00		
Charter School				
Total Enrollment	1,605.00	1,596.00	(.6%)	Met

2B. Comparison of District Enrollment to the Standard

DATA ENTRY: Enter an explanation if the standard is not met.

1a. STANDARD MET - Enrollment projections have not changed since first interim projections by more than two percent for the current year and two subsequent fiscal years.

Explanation:
(required if NOT met)

3. CRITERION: ADA to Enrollment

STANDARD: Projected second period (P-2) average daily attendance (ADA) to enrollment ratio for any of the current fiscal year or two subsequent fiscal years has not increased from the historical average ratio from the three prior fiscal years by more than one half of one percent (0.5%).

3A. Calculating the District's ADA to Enrollment Standard

DATA ENTRY: Unaudited Actuals data that exist will be extracted into the P-2 ADA column for the First Prior Year; otherwise, enter First Prior Year data. P-2 ADA for the second and third prior years are preloaded. First Interim data that exist will be extracted into the Enrollment column; otherwise, enter Enrollment data for all fiscal years. Data should reflect district regular and charter school ADA/enrollment corresponding to financial data reported in the General Fund, only, for all fiscal years.

Fiscal Year		P-2 ADA	Enrollment	Historical Ratio of ADA to Enrollment
		Unaudited Actuals (Form A, Lines A4 and C4)	CBEDS Actual (Form 01CSI, Item 3A)	
Third Prior Year (2020-21)	District Regular	1,810	1,783	
	Charter School			
	Total ADA/Enrollment	1,810	1,783	101.5%
Second Prior Year (2021-22)	District Regular	1,598	1,783	
	Charter School			
	Total ADA/Enrollment	1,598	1,783	89.6%
First Prior Year (2022-23)	District Regular	1,589	1,684	
	Charter School			
	Total ADA/Enrollment	1,589	1,684	94.4%
Historical Average Ratio:				95.2%
District's ADA to Enrollment Standard (historical average ratio plus 0.5%):				95.7%

3B. Calculating the District's Projected Ratio of ADA to Enrollment

DATA ENTRY: Estimated P-2 ADA will be extracted into the first column for the Current Year; enter data in the first column for the subsequent fiscal years. Data should reflect district regular and charter school ADA/enrollment corresponding to financial data reported in the General Fund, only, for all fiscal years. All other data are extracted.

Fiscal Year		Estimated P-2 ADA	Enrollment	Ratio of ADA to Enrollment	Status
		(Form AI, Lines A4 and C4)	CBEDS/Projected (Criterion 2, Item 2A)		
Current Year (2023-24)	District Regular	1,589	1,596		
	Charter School	0			
	Total ADA/Enrollment	1,589	1,596	99.6%	Not Met
1st Subsequent Year (2024-25)	District Regular	1,589	1,596		
	Charter School				
	Total ADA/Enrollment	1,589	1,596	99.6%	Not Met
2nd Subsequent Year (2025-26)	District Regular	1,544	1,596		
	Charter School				
	Total ADA/Enrollment	1,544	1,596	96.7%	Not Met

3C. Comparison of District ADA to Enrollment Ratio to the Standard

DATA ENTRY: Enter an explanation if the standard is not met.

- 1a. STANDARD NOT MET - Projected P-2 ADA to enrollment ratio exceeds the standard in any of the current year or two subsequent fiscal years. Provide reasons why the projected ratio exceeds the district's historical average ratio by more than 0.5%.

Explanation:
(required if NOT met)

Due to declining enrollment, ADA to enrollment ratio seems to be higher than previous years.

4. CRITERION: LCFF Revenue

STANDARD: Projected LCFF revenue for any of the current fiscal year or two subsequent fiscal years has not changed by more than two percent since first interim projections.

District's LCFF Revenue Standard Percentage Range: -2.0% to +2.0%

4A. Calculating the District's Projected Change in LCFF Revenue

DATA ENTRY: First Interim data that exist will be extracted; otherwise, enter data into the first column. In the Second Interim column, Current Year data are extracted; enter data for the two subsequent years.

Fiscal Year	LCFF Revenue (Fund 01, Objects 8011, 8012, 8020-8089)		Percent Change	Status
	First Interim (Form 01CSI, Item 4A)	Second Interim Projected Year Totals		
	Current Year (2023-24)	20,080,449.82		
1st Subsequent Year (2024-25)	19,901,646.00	19,457,291.00	(2.2%)	Not Met
2nd Subsequent Year (2025-26)	20,147,766.00	19,426,175.00	(3.6%)	Not Met

4B. Comparison of District LCFF Revenue to the Standard

DATA ENTRY: Enter an explanation if the standard is not met.

- 1a. STANDARD NOT MET - Projected LCFF revenue has changed since first interim projections by more than two percent in any of the current year or two subsequent fiscal years. Provide reasons why the change(s) exceed the standard and a description of the methods and assumptions used in projecting LCFF revenue.

Explanation:
(required if NOT met)

Decrease in ADA plus reduced COLA projections based on the Governor's Proposed Budget contributed to lower LCFF

5. CRITERION: Salaries and Benefits

STANDARD: Projected ratio of total unrestricted salaries and benefits to total unrestricted general fund expenditures for any of the current fiscal year or two subsequent fiscal years has not changed from the historical average ratio from the three prior fiscal years by more than the greater of three percent or the district's required reserves percentage.

5A. Calculating the District's Historical Average Ratio of Unrestricted Salaries and Benefits to Total Unrestricted General Fund Expenditures

DATA ENTRY: Unaudited Actuals data that exist for the First Prior Year will be extracted; otherwise, enter data for the First Prior Year. Unaudited Actuals data for the second and third prior years are preloaded.

Fiscal Year	Unaudited Actuals - Unrestricted (Resources 0000-1999)		Ratio of Unrestricted Salaries and Benefits to Total Unrestricted Expenditures
	Salaries and Benefits (Form 01, Objects 1000- 3999)	Total Expenditures (Form 01, Objects 1000- 7499)	
	Third Prior Year (2020-21)	19,012,538.48	
Second Prior Year (2021-22)	20,281,592.28	23,016,935.56	88.1%
First Prior Year (2022-23)			0.0%
	Historical Average Ratio:		58.2%

	Current Year (2023-24)	1st Subsequent Year (2024-25)	2nd Subsequent Year (2025-26)
District's Reserve Standard Percentage (Criterion 10B, Line 4)	3%	3%	3%
District's Salaries and Benefits Standard (historical average ratio, plus/minus the greater of 3% or the district's reserve standard percentage):	55.2% to 61.2%	55.2% to 61.2%	55.2% to 61.2%

5B. Calculating the District's Projected Ratio of Unrestricted Salaries and Benefits to Total Unrestricted General Fund Expenditures

DATA ENTRY: If Form MYPI exists, Projected Year Totals data for the two subsequent years will be extracted; if not, enter Projected Year Totals data. Projected Year Totals data for Current Year are extracted.

Fiscal Year	Projected Year Totals - Unrestricted (Resources 0000-1999)		Ratio of Unrestricted Salaries and Benefits to Total Unrestricted Expenditures	Status
	Salaries and Benefits (Form 011, Objects 1000- 3999)	Total Expenditures (Form 011, Objects 1000- 7499)		
	Current Year (2023-24)	24,161,857.93		
1st Subsequent Year (2024-25)	24,005,157.35	27,693,342.64	86.7%	Not Met
2nd Subsequent Year (2025-26)	24,216,323.35	27,904,508.35	86.8%	Not Met

5C. Comparison of District Salaries and Benefits Ratio to the Standard

DATA ENTRY: Enter an explanation if the standard is not met.

1a STANDARD NOT MET - Projected ratio of unrestricted salary and benefit costs to total unrestricted expenditures has changed by more than the standard in any of the current year or two subsequent fiscal years. Provide reasons why the change(s) exceed the standard and a description of the methods and assumptions used in projecting salaries and benefits.

Explanation:
(required if NOT met)

Because of the State budget deficit and reduced COLA, the district is not increasing its other expenditures. Salaries and benefits continue to increase due to step and column and other movements on the salary schedule.

6. CRITERION: Other Revenues and Expenditures

STANDARD: Projected operating revenues (including federal, other state and other local) or expenditures (including books and supplies, and services and other operating), for any of the current fiscal year or two subsequent fiscal years, have not changed by more than five percent since first interim projections. Changes that exceed five percent in any major object category must be explained.

District's Other Revenues and Expenditures Standard Percentage Range:	-5.0% to +5.0%
District's Other Revenues and Expenditures Explanation Percentage Range:	-5.0% to +5.0%

6A. Calculating the District's Change by Major Object Category and Comparison to the Explanation Percentage Range

DATA ENTRY: First Interim data that exist will be extracted; otherwise, enter data into the first column. Second Interim data for the Current Year are extracted. If Second Interim Form MYPI exists, data for the two subsequent years will be extracted; if not, enter data for the two subsequent years into the second column. Explanations must be entered for each category if the percent change for any year exceeds the district's explanation percentage range.

Object Range / Fiscal Year	First Interim	Second Interim	Percent Change	Change Is Outside Explanation Range
	Projected Year Totals (Form 01CSI, Item 6A)	Projected Year Totals (Fund 01) (Form MYPI)		

Federal Revenue (Fund 01, Objects 8100-8299) (Form MYPI, Line A2)

Current Year (2023-24)	10,773,397.68	11,009,437.30	2.2%	No
1st Subsequent Year (2024-25)	10,773,397.68	11,009,437.30	2.2%	No
2nd Subsequent Year (2025-26)	10,773,397.68	11,009,437.30	2.2%	No

Explanation:
(required if Yes)

Other State Revenue (Fund 01, Objects 8300-8599) (Form MYPI, Line A3)

Current Year (2023-24)	4,420,232.00	4,525,138.00	2.4%	No
1st Subsequent Year (2024-25)	4,474,232.00	4,525,138.00	1.1%	No
2nd Subsequent Year (2025-26)	4,420,232.00	4,525,138.00	2.4%	No

Explanation:
(required if Yes)

Other Local Revenue (Fund 01, Objects 8600-8799) (Form MYPI, Line A4)

Current Year (2023-24)	1,053,769.76	1,203,769.76	14.2%	Yes
1st Subsequent Year (2024-25)	1,053,769.76	1,203,769.76	14.2%	Yes
2nd Subsequent Year (2025-26)	1,053,769.76	1,203,769.76	14.2%	Yes

Explanation:
(required if Yes)

Actual interest income are higher than projected.

Books and Supplies (Fund 01, Objects 4000-4999) (Form MYPI, Line B4)

Current Year (2023-24)	2,624,596.65	2,271,162.27	-13.5%	Yes
1st Subsequent Year (2024-25)	2,640,000.00	2,271,162.19	-14.0%	Yes
2nd Subsequent Year (2025-26)	2,640,000.00	2,271,162.19	-14.0%	Yes

Explanation:
(required if Yes)

We have lowered our expenditures compared to first interim, due to the budget deficit at the State level.

Services and Other Operating Expenditures (Fund 01, Objects 5000-5999) (Form MYPI, Line B5)

Current Year (2023-24)	5,116,107.76	5,004,328.98	-2.2%	No
1st Subsequent Year (2024-25)	5,120,000.00	5,004,328.29	-2.3%	No
2nd Subsequent Year (2025-26)	5,120,000.00	5,004,328.00	-2.3%	No

Explanation:
(required if Yes)

6B. Calculating the District's Change in Total Operating Revenues and Expenditures

DATA ENTRY: All data are extracted or calculated.

Object Range / Fiscal Year	First Interim Projected Year Totals	Second Interim Projected Year Totals	Percent Change	Status
Total Federal, Other State, and Other Local Revenue (Section 6A)				
Current Year (2023-24)	16,247,399.44	16,738,345.06	3.0%	Met
1st Subsequent Year (2024-25)	16,301,399.44	16,738,345.06	2.7%	Met
2nd Subsequent Year (2025-26)	16,247,399.44	16,738,345.06	3.0%	Met
Total Books and Supplies, and Services and Other Operating Expenditures (Section 6A)				
Current Year (2023-24)	7,740,704.41	7,275,491.25	-6.0%	Not Met
1st Subsequent Year (2024-25)	7,760,000.00	7,275,490.48	-6.2%	Not Met
2nd Subsequent Year (2025-26)	7,760,000.00	7,275,490.19	-6.2%	Not Met

6C. Comparison of District Total Operating Revenues and Expenditures to the Standard Percentage Range

DATA ENTRY: Explanations are linked from Section 6A if the status in Section 6B is Not Met; no entry is allowed below.

1a. STANDARD MET - Projected total operating revenues have not changed since first interim projections by more than the standard for the current year and two subsequent fiscal years.

Explanation:
Federal Revenue
(linked from 6A
if NOT met)

Explanation:
Other State Revenue
(linked from 6A
if NOT met)

Explanation:
Other Local Revenue
(linked from 6A
if NOT met)

1b. STANDARD NOT MET - One or more total operating expenditures have changed since first interim projections by more than the standard in one or more of the current year or two subsequent fiscal years. Reasons for the projected change, descriptions of the methods and assumptions used in the projections, and what changes, if any, will be made to bring the projected operating revenues within the standard must be entered in Section 6A above and will also display in the explanation box below.

Explanation:
Books and Supplies
(linked from 6A
if NOT met)

We have lowered our expenditures compared to first interim, due to the budget deficit at the State level.

Explanation:
Services and Other Exps
(linked from 6A
if NOT met)

7. CRITERION: Facilities Maintenance

STANDARD: Identify changes that have occurred since first interim projections in the projected contributions for facilities maintenance funding as required pursuant to Education Code Section 17070.75, or in how the district is providing adequately to preserve the functionality of its facilities for their normal life in accordance with Education Code sections 52060(d)(1) and 17002(d)(1).

Determining the District's Compliance with the Contribution Requirement for EC Section 17070.75 - Ongoing and Major Maintenance/Restricted Maintenance Account (OMMA/RMA)

NOTE: EC Section 17070.75 requires the district to deposit into the account a minimum amount equal to or greater than three percent of the total general fund expenditures and other financing uses for that fiscal year. Statute exclude the following resource codes from the total general fund expenditures calculation: 3212, 3213, 3214, 3216, 3218, 3219, 3225, 3226, 3227, 3228, 5316, 5632, 5633, 5634, 7027, and 7690.

DATA ENTRY: Enter the Required Minimum Contribution if First Interim data does not exist. First Interim data that exist will be extracted; otherwise, enter First Interim data into lines 1, if applicable, and 2. All other data are extracted.

	Second Interim Contribution		Status
	Required Minimum Contribution	Projected Year Totals (Fund 01, Resource 8150, Objects 8900-8999)	
1. OMMA/RMA Contribution	1,044,063.43	800,000.00	Not Met
2. First Interim Contribution (information only) (Form 01CSI, First Interim, Criterion 7, Line 1)		800,000.00	

If status is not met, enter an X in the box that best describes why the minimum required contribution was not made:

<input type="checkbox"/>	Not applicable (district does not participate in the Leroy F. Greene School Facilities Act of 1998)
<input type="checkbox"/>	Exempt (due to district's small size [EC Section 17070.75 (b)(2)(E)])
<input checked="" type="checkbox"/>	Other (explanation must be provided)

Explanation:
(required if NOT met
and Other is marked)

We will recalculate at year end closing, based on actual expenditures.

8. CRITERION: Deficit Spending

STANDARD: Unrestricted deficit spending (total unrestricted expenditures and other financing uses is greater than total unrestricted revenues and other financing sources) as a percentage of total unrestricted expenditures and other financing uses, has not exceeded one-third of the district's available reserves¹ as a percentage of total expenditures and other financing uses² in any of the current fiscal year or two subsequent fiscal years

¹Available reserves are the unrestricted amounts in the Stabilization Arrangements, Reserve for Economic Uncertainties, and Unassigned/Unappropriated accounts in the General Fund and the Special Reserve Fund for Other Than Capital Outlay Projects. Available reserves will be reduced by any negative ending balances in restricted resources in the General Fund

²A school district that is the Administrative Unit of a Special Education Local Plan Area (SELPA) may exclude from its expenditures the distribution of funds to its participating members.

8A. Calculating the District's Deficit Spending Standard Percentage Levels

DATA ENTRY: All data are extracted or calculated.

	Current Year (2023-24)	1st Subsequent Year (2024-25)	2nd Subsequent Year (2025-26)
District's Available Reserve Percentages (Criterion 10C, Line 9)	41.8%	39.3%	35.7%
District's Deficit Spending Standard Percentage Levels (one-third of available reserve percentage):	13.9%	13.1%	11.9%

8B. Calculating the District's Deficit Spending Percentages

DATA ENTRY: Current Year data are extracted. If Form MYPI exists, data for the two subsequent years will be extracted; if not, enter data for the two subsequent years into the first and second columns.

Fiscal Year	Projected Year Totals			Status
	Net Change in Unrestricted Fund Balance (Form 011, Section E) (Form MYPI, Line C)	Total Unrestricted Expenditures and Other Financing Uses (Form 011, Objects 1000- 7999) (Form MYPI, Line B11)	Deficit Spending Level (If Net Change in Unrestricted Fund Balance is negative, else N/A)	
Current Year (2023-24)	(388,842.57)	28,622,533.94	1.4%	Met
1st Subsequent Year (2024-25)	(1,016,092.99)	28,465,833.36	3.6%	Met
2nd Subsequent Year (2025-26)	(1,258,374.70)	28,676,999.07	4.4%	Met

8C. Comparison of District Deficit Spending to the Standard

DATA ENTRY: Enter an explanation if the standard is not met.

1a. STANDARD MET - Unrestricted deficit spending, if any, has not exceeded the standard percentage level in any of the current year or two subsequent fiscal years.

Explanation:
(required if NOT met)

9. CRITERION: Fund and Cash Balances

A FUND BALANCE STANDARD: Projected general fund balance will be positive at the end of the current fiscal year and two subsequent fiscal years

9A-1. Determining if the District's General Fund Ending Balance is Positive

DATA ENTRY: Current Year data are extracted. If Form MYPI exists, data for the two subsequent years will be extracted; if not, enter data for the two subsequent years.

Fiscal Year	Ending Fund Balance General Fund Projected Year Totals (Form 01I, Line F2) (Form MYPI, Line D2)		Status
	Current Year (2023-24)	25,237,052.23	
1st Subsequent Year (2024-25)	23,794,702.20	Met	
2nd Subsequent Year (2025-26)	22,057,295.24	Met	

9A-2. Comparison of the District's Ending Fund Balance to the Standard

DATA ENTRY: Enter an explanation if the standard is not met.

1a STANDARD MET - Projected general fund ending balance is positive for the current fiscal year and two subsequent fiscal years.

Explanation:
(required if NOT met)

B. CASH BALANCE STANDARD: Projected general fund cash balance will be positive at the end of the current fiscal year.

9B-1. Determining if the District's Ending Cash Balance is Positive

DATA ENTRY: If Form CASH exists, data will be extracted; if not, data must be entered below.

Fiscal Year	Ending Cash Balance General Fund (Form CASH, Line F, June Column)		Status
	Current Year (2023-24)	25,237,054.25	

9B-2. Comparison of the District's Ending Cash Balance to the Standard

DATA ENTRY: Enter an explanation if the standard is not met.

1a STANDARD MET - Projected general fund cash balance will be positive at the end of the current fiscal year.

Explanation:
(required if NOT met)

10. CRITERION: Reserves

STANDARD: Available reserves¹ for any of the current fiscal year or two subsequent fiscal years are not less than the following percentages or amounts² as applied to total expenditures and other financing uses³:

DATA ENTRY: Current Year data are extracted. If Form MYPI exists, 1st and 2nd Subsequent Year data will be extracted. If not, enter district regular ADA and charter school ADA corresponding to financial data reported in the General Fund, only, for the two subsequent years.

Percentage Level	District ADA	
5% or \$80,000 (greater of)	0	to 300
4% or \$80,000 (greater of)	301	to 1,000
3%	1,001	to 30,000
2%	30,001	to 400,000
1%	400,001	and over

¹ Available reserves are the unrestricted amounts in the Stabilization Arrangements, Reserve for Economic Uncertainties, and Unassigned/Unappropriated accounts in the General Fund and Special Reserve Fund for Other Than Capital Outlay Projects. Available reserves will be reduced by any negative ending balances in restricted resources in the General Fund.

² Dollar amounts to be adjusted annually by the prior year statutory cost-of-living adjustment (Education Code Section 42238), rounded to the nearest thousand.

³ A school district that is the Administrative Unit (AU) of a Special Education Local Plan Area (SELPA) may exclude from its expenditures the distribution of funds to its participating members.

	Current Year (2023-24)	1st Subsequent Year (2024-25)	2nd Subsequent Year (2025-26)
District Estimated P-2 ADA (Current Year, Form AI, Lines A4 and C4, Subsequent Years, Form MYPI, Line F2, if available.)	1,588.75	1,543.72	1,543.72
District's Reserve Standard Percentage Level:	3%	3%	3%

10A. Calculating the District's Special Education Pass-through Exclusions (only for districts that serve as the AU of a SELPA)

DATA ENTRY: For SELPA AUs, if Form MYPI exists, all data will be extracted including the Yes/No button selection. If not, click the appropriate Yes or No button for item 1 and, if Yes, enter data for item 2a and for the two subsequent years in item 2b; Current Year data are extracted.

For districts that serve as the AU of a SELPA (Form MYPI, Lines F1a, F1b1, and F1b2):

1. Do you choose to exclude from the reserve calculation the pass-through funds distributed to SELPA members?
2. If you are the SELPA AU and are excluding special education pass-through funds:
 - a. Enter the name(s) of the SELPA(s):

	Current Year Projected Year Totals (2023-24)	1st Subsequent Year (2024-25)	2nd Subsequent Year (2025-26)
b. Special Education Pass-through Funds (Fund 10, resources 3300-3499, 6500-6540 and 6546, objects 7211-7213 and 7221-7223)	0.00		

10B. Calculating the District's Reserve Standard

DATA ENTRY: If Form MYPI exists, all data will be extracted or calculated. If not, enter data for line 1 for the two subsequent years; Current Year data are extracted.

	Current Year Projected Year Totals (2023-24)	1st Subsequent Year (2024-25)	2nd Subsequent Year (2025-26)
1. Expenditures and Other Financing Uses (Form 011, objects 1000-7999) (Form MYPI, Line B11)	38,046,828.37	37,941,168.09	38,205,109.02
2. Plus: Special Education Pass-through (Criterion 10A, Line 2b, if Criterion 10A, Line 1 is No)			
3. Total Expenditures and Other Financing Uses (Line B1 plus Line B2)	38,046,828.37	37,941,168.09	38,205,109.02

- 4. Reserve Standard Percentage Level
- 5. Reserve Standard - by Percent
(Line B3 times Line B4)
- 6. Reserve Standard - by Amount
(\$80,000 for districts with 0 to 1,000 ADA, else 0)
- 7. District's Reserve Standard
(Greater of Line B5 or Line B6)

	3%	3%	3%
	1,141,404.85	1,138,235.04	1,146,153.27
	0.00	0.00	0.00
	1,141,404.85	1,138,235.04	1,146,153.27

10C. Calculating the District's Available Reserve Amount

DATA ENTRY: All data are extracted from fund data and Form MYPI. If Form MYPI does not exist, enter data for the two subsequent years.

Reserve Amounts (Unrestricted resources 0000-1999 except Line 4)	Current Year	1st Subsequent Year	2nd Subsequent Year
	Projected Year Totals (2023-24)	(2024-25)	(2025-26)
1. General Fund - Stabilization Arrangements (Fund 01, Object 9750) (Form MYPI, Line E1a)	0.00		
2. General Fund - Reserve for Economic Uncertainties (Fund 01, Object 9789) (Form MYPI, Line E1b)	1,200,000.00	1,200,000.00	1,200,000.00
3. General Fund - Unassigned/Unappropriated Amount (Fund 01, Object 9790) (Form MYPI, Line E1c)	14,721,774.68	13,705,681.69	12,447,306.99
4. General Fund - Negative Ending Balances in Restricted Resources (Fund 01, Object 979Z, if negative, for each of resources 2000-9999) (Form MYPI, Line E1d)	0.00	0.00	0.00
5. Special Reserve Fund - Stabilization Arrangements (Fund 17, Object 9750) (Form MYPI, Line E2a)	0.00		
6. Special Reserve Fund - Reserve for Economic Uncertainties (Fund 17, Object 9789) (Form MYPI, Line E2b)	0.00		
7. Special Reserve Fund - Unassigned/Unappropriated Amount (Fund 17, Object 9790) (Form MYPI, Line E2c)	0.00		
8. District's Available Reserve Amount (Lines C1 thru C7)	15,921,774.68	14,905,681.69	13,647,306.99
9. District's Available Reserve Percentage (Information only) (Line 8 divided by Section 10B, Line 3)	41.85%	39.29%	35.72%
District's Reserve Standard (Section 10B, Line 7):	1,141,404.85	1,138,235.04	1,146,153.27
Status:	Met	Met	Met

10D. Comparison of District Reserve Amount to the Standard

DATA ENTRY: Enter an explanation if the standard is not met.

1a. STANDARD MET - Available reserves have met the standard for the current year and two subsequent fiscal years.

Explanation:
(required if NOT met)

SUPPLEMENTAL INFORMATION

DATA ENTRY: Click the appropriate Yes or No button for items S1 through S4. Enter an explanation for each Yes answer.

S1. Contingent Liabilities

1a. Does your district have any known or contingent liabilities (e.g., financial or program audits, litigation, state compliance reviews) that have occurred since first interim projections that may impact the budget?

1b. If Yes, identify the liabilities and how they may impact the budget:

S2. Use of One-time Revenues for Ongoing Expenditures

1a. Does your district have ongoing general fund expenditures funded with one-time revenues that have changed since first interim projections by more than five percent?

1b. If Yes, identify the expenditures and explain how the one-time resources will be replaced to continue funding the ongoing expenditures in the following fiscal years:

S3. Temporary Interfund Borrowings

1a. Does your district have projected temporary borrowings between funds?
(Refer to Education Code Section 42603)

1b. If Yes, identify the interfund borrowings:

S4. Contingent Revenues

1a. Does your district have projected revenues for the current fiscal year or either of the two subsequent fiscal years contingent on reauthorization by the local government, special legislation, or other definitive act (e.g., parcel taxes, forest reserves)?

1b. If Yes, identify any of these revenues that are dedicated for ongoing expenses and explain how the revenues will be replaced or expenditures reduced:

S5. Contributions

Identify projected contributions from unrestricted resources in the general fund to restricted resources in the general fund for the current fiscal year and two subsequent fiscal years. Provide an explanation if contributions have changed by more than \$20,000 and more than five percent since first interim projections.

Identify projected transfers to or from the general fund to cover operating deficits in either the general fund or any other fund for the current fiscal year and two subsequent fiscal years. Provide an explanation if transfers have changed by more than \$20,000 and more than five percent since first interim projections.

Identify capital project cost overruns that have occurred since first interim projections that may impact the general fund budget.

District's Contributions and Transfers Standard: -5.0% to +5.0% or -\$20,000 to +\$20,000

S5A. Identification of the District's Projected Contributions, Transfers, and Capital Projects that may Impact the General Fund

DATA ENTRY: First Interim data that exist will be extracted; otherwise, enter data into the first column. For Contributions, the Second Interim's Current Year data will be extracted. Enter Second Interim Contributions for the 1st and 2nd Subsequent Years. For Transfers In and Transfers Out, the Second Interim's Current Year data will be extracted. If Form MYPI exists, the data will be extracted into the Second Interim column for the 1st and 2nd Subsequent Years. If Form MYPI does not exist, enter data for 1st and 2nd Subsequent Years. Click on the appropriate button for Item 1d; all other data will be calculated.

Description / Fiscal Year	First Interim (Form 01CSI, Item S5A)	Second Interim Projected Year Totals	Percent Change	Amount of Change	Status
1a. Contributions, Unrestricted General Fund (Fund 01, Resources 0000-1999, Object 8980)					
Current Year (2023-24)	(1,983,568.46)	(1,983,568.46)	0.0%	0.00	Met
1st Subsequent Year (2024-25)	(1,983,568.00)	(1,983,568.00)	0.0%	0.00	Met
2nd Subsequent Year (2025-26)	(1,983,568.00)	(1,983,568.00)	0.0%	0.00	Met
1b. Transfers In, General Fund *					
Current Year (2023-24)	303,182.00	303,182.00	0.0%	0.00	Met
1st Subsequent Year (2024-25)	303,182.00	303,182.00	0.0%	0.00	Met
2nd Subsequent Year (2025-26)	303,182.00	303,182.00	0.0%	0.00	Met
1c. Transfers Out, General Fund *					
Current Year (2023-24)	772,490.72	772,490.72	0.0%	0.00	Met
1st Subsequent Year (2024-25)	772,490.72	772,490.72	0.0%	0.00	Met
2nd Subsequent Year (2025-26)	772,490.72	772,490.72	0.0%	0.00	Met

1d. Capital Project Cost Overruns

Have capital project cost overruns occurred since first interim projections that may impact the general fund operational budget?

No

* Include transfers used to cover operating deficits in either the general fund or any other fund.

S5B. Status of the District's Projected Contributions, Transfers, and Capital Projects

DATA ENTRY: Enter an explanation if Not Met for items 1a-1c or if Yes for Item 1d.

1a. MET - Projected contributions have not changed since first interim projections by more than the standard for the current year and two subsequent fiscal years.

Explanation:
(required if NOT met)

1b. MET - Projected transfers in have not changed since first interim projections by more than the standard for the current year and two subsequent fiscal years.

Explanation:
(required if NOT met)

1c. MET - Projected transfers out have not changed since first interim projections by more than the standard for the current year and two subsequent fiscal years.

Explanation:
(required if NOT met)

1d. NO - There have been no capital project cost overruns occurring since first interim projections that may impact the general fund operational budget.

Project Information:
(required if YES)

Total Annual Payments:	0	0	0	0
Has total annual payment increased over prior year (2022-23)?	No	No	No	No

S6B. Comparison of the District's Annual Payments to Prior Year Annual Payment

DATA ENTRY: Enter an explanation if Yes.

- 1a. No - Annual payments for long-term commitments have not increased in one or more of the current and two subsequent fiscal years.

Explanation:
(Required if Yes
to increase in total
annual payments)

S6C. Identification of Decreases to Funding Sources Used to Pay Long-term Commitments

DATA ENTRY: Click the appropriate Yes or No button in Item 1; if Yes, an explanation is required in Item 2

1. Will funding sources used to pay long-term commitments decrease or expire prior to the end of the commitment period, or are they one-time sources?

n/a

2. No - Funding sources will not decrease or expire prior to the end of the commitment period, and one-time funds are not being used for long-term commitment.

Explanation:
(Required if Yes)

S7. Unfunded Liabilities

Identify any changes in estimates for unfunded liabilities since first interim projections, and indicate whether the changes are the result of a new actuarial valuation.

S7A. Identification of the District's Estimated Unfunded Liability for Postemployment Benefits Other Than Pensions (OPEB)

DATA ENTRY: Click the appropriate button(s) for items 1a-1c, as applicable. First Interim data that exist (Form 01CSI, Item S7A) will be extracted; otherwise, enter First Interim and Second Interim data in items 2-4.

1 a. Does your district provide postemployment benefits other than pensions (OPEB)? (If No, skip items 1b-4)

Yes

b. If Yes to Item 1a, have there been changes since first interim in OPEB liabilities?

No

c. If Yes to Item 1a, have there been changes since first interim in OPEB contributions?

No

2 OPEB Liabilities	First Interim	
	(Form 01CSI, Item S7A)	Second Interim
a. Total OPEB liability	4,648,600.00	4,648,600.00
b. OPEB plan(s) fiduciary net position (if applicable)	0.00	0.00
c. Total/Net OPEB liability (Line 2a minus Line 2b)	4,648,600.00	4,648,600.00

d. Is total OPEB liability based on the district's estimate or an actuarial valuation?

Actuarial	Actuarial
Jun 30, 2023	

e. If based on an actuarial valuation, indicate the measurement date of the OPEB valuation.

3 OPEB Contributions	First Interim	
	(Form 01CSI, Item S7A)	Second Interim
a. OPEB actuarially determined contribution (ADC) if available, per actuarial valuation or Alternative Measurement Method		
Current Year (2023-24)	0.00	0.00
1st Subsequent Year (2024-25)	0.00	0.00
2nd Subsequent Year (2025-26)	0.00	0.00

b. OPEB amount contributed (for this purpose, include premiums paid to a self-insurance fund) (Funds 01-70, objects 3701-3752)

Current Year (2023-24)	443,007.00	443,007.00
1st Subsequent Year (2024-25)	290,133.00	290,133.00
2nd Subsequent Year (2025-26)	290,133.00	290,133.00

c. Cost of OPEB benefits (equivalent of "pay-as-you-go" amount)

Current Year (2023-24)	317,857.00	317,857.00
1st Subsequent Year (2024-25)	267,525.00	267,525.00
2nd Subsequent Year (2025-26)	264,185.00	264,185.00

d. Number of retirees receiving OPEB benefits

Current Year (2023-24)	18	18
1st Subsequent Year (2024-25)	18	18
2nd Subsequent Year (2025-26)	18	18

4. Comments:

S7B. Identification of the District's Unfunded Liability for Self-insurance Programs

DATA ENTRY: Click the appropriate button(s) for items 1a-1c, as applicable. First Interim data that exist (Form 01CSI, Item S7B) will be extracted; otherwise, enter First Interim and Second Interim data in items 2-4.

- 1 a. Does your district operate any self-insurance programs such as workers' compensation, employee health and welfare, or property and liability? (Do not include OPEB; which is covered in Section S7A) (If No, skip items 1b-4)
- b. If Yes to item 1a, have there been changes since first interim in self-insurance liabilities?
- c. If Yes to item 1a, have there been changes since first interim in self-insurance contributions?

2 Self-Insurance Liabilities

	First Interim (Form 01CSI, Item S7B)	Second Interim
a. Accrued liability for self-insurance programs		
b. Unfunded liability for self-insurance programs		

3 Self-Insurance Contributions

	First Interim (Form 01CSI, Item S7B)	Second Interim
a. Required contribution (funding) for self-insurance programs		
Current Year (2023-24)		
1st Subsequent Year (2024-25)		
2nd Subsequent Year (2025-26)		
b. Amount contributed (funded) for self-insurance programs		
Current Year (2023-24)		
1st Subsequent Year (2024-25)		
2nd Subsequent Year (2025-26)		

4 Comments:

S8. Status of Labor Agreements

Analyze the status of all employee labor agreements. Identify new labor agreements that have been ratified since first interim projections, as well as new commitments provided as part of previously ratified multiyear agreements; and include all contracts, including all administrator contracts (and including all compensation). For new agreements, indicate the date of the required board meeting. Compare the increase in new commitments to the projected increase in ongoing revenues, and explain how these commitments will be funded in future fiscal years. **If salary and benefit negotiations are not finalized, upon settlement with certificated or classified staff:**

The school district must determine the cost of the settlement, including salaries, benefits, and any other agreements that change costs, and provide the county office of education (COE) with an analysis of the cost of the settlement and its impact on the operating budget.

The county superintendent shall review the analysis relative to the criteria and standards and may provide written comments to the president of the district governing board and superintendent.

S8A. Cost Analysis of District's Labor Agreements - Certificated (Non-management) Employees

DATA ENTRY: Click the appropriate Yes or No button for "Status of Certificated Labor Agreements as of the Previous Reporting Period." There are no extractions in this section.

Status of Certificated Labor Agreements as of the Previous Reporting Period

Were all certificated labor negotiations settled as of first interim projections?

Yes

If Yes, complete number of FTEs, then skip to section S8B.

If No, continue with section S8A.

Certificated (Non-management) Salary and Benefit Negotiations

	Prior Year (2nd Interim) (2022-23)	Current Year (2023-24)	1st Subsequent Year (2024-25)	2nd Subsequent Year (2025-26)
Number of certificated (non-management) full-time-equivalent (FTE) positions	97.0	97.0	93.0	93.0

1a. Have any salary and benefit negotiations been settled since first interim projections?

n/a

If Yes, and the corresponding public disclosure documents have been filed with the COE, complete questions 2 and 3.

If Yes, and the corresponding public disclosure documents have not been filed with the COE, complete questions 2-5.

If No, complete questions 6 and 7.

1b. Are any salary and benefit negotiations still unsettled?

No

If Yes, complete questions 6 and 7.

Negotiations Settled Since First Interim

2a. Per Government Code Section 3547.5(a), date of public disclosure board meeting:

Oct 16, 2023

2b. Per Government Code Section 3547.5(b), was the collective bargaining agreement certified by the district superintendent and chief business official?

If Yes, date of Superintendent and CBO certification:

Sep 27, 2023

3. Per Government Code Section 3547.5(c), was a budget revision adopted to meet the costs of the collective bargaining agreement?

n/a

If Yes, date of budget revision board adoption:

Dec 11, 2023

4. Period covered by the agreement:

Begin Date: Jul 01, 2023

End Date: Jun 30, 2024

5. Salary settlement:

	Current Year (2023-24)	1st Subsequent Year (2024-25)	2nd Subsequent Year (2025-26)
Is the cost of salary settlement included in the interim and multiyear projections (MYPs)?	Yes	Yes	Yes

One Year Agreement

Total cost of salary settlement	1,137,948	1,159,863	1,182,294
% change in salary schedule from prior year	8.2%		

or

Multiyear Agreement

Total cost of salary settlement			
% change in salary schedule from prior year (may enter text, such as "Reopener")			

Identify the source of funding that will be used to support multiyear salary commitments:

Negotiations Not Settled

6. Cost of a one percent increase in salary and statutory benefits

--

Current Year (2023-24)	1st Subsequent Year (2024-25)	2nd Subsequent Year (2025-26)
---------------------------	----------------------------------	----------------------------------

7. Amount included for any tentative salary schedule increases

--	--	--

Current Year (2023-24)	1st Subsequent Year (2024-25)	2nd Subsequent Year (2025-26)
---------------------------	----------------------------------	----------------------------------

Certificated (Non-management) Health and Welfare (H&W) Benefits

1. Are costs of H&W benefit changes included in the interim and MYPs?
2. Total cost of H&W benefits
3. Percent of H&W cost paid by employer
4. Percent projected change in H&W cost over prior year

Current Year (2023-24)	1st Subsequent Year (2024-25)	2nd Subsequent Year (2025-26)
Yes	Yes	Yes
160,150	160,150	160,150
3.0%	1.0%	1.0%

Certificated (Non-management) Prior Year Settlements Negotiated Since First Interim Projections

Are any new costs negotiated since first interim projections for prior year settlements included in the interim?

No

If Yes, amount of new costs included in the interim and MYPs

If Yes, explain the nature of the new costs:

--

Certificated (Non-management) Step and Column Adjustments

1. Are step & column adjustments included in the interim and MYPs?
2. Cost of step & column adjustments
3. Percent change in step & column over prior year

Current Year (2023-24)	1st Subsequent Year (2024-25)	2nd Subsequent Year (2025-26)
Yes	Yes	Yes
132,991	134,188	135,399
2.0%	2.0%	2.0%

Certificated (Non-management) Attrition (layoffs and retirements)

1. Are savings from attrition included in the interim and MYPs?
2. Are additional H&W benefits for those laid-off or retired employees included in the interim and MYPs?

Current Year (2023-24)	1st Subsequent Year (2024-25)	2nd Subsequent Year (2025-26)
Yes	Yes	Yes
Yes	Yes	Yes

Certificated (Non-management) - Other

List other significant contract changes that have occurred since first interim projections and the cost impact of each change (i.e., class size, hours of employment, leave of absence, bonuses, etc.):

S8B. Cost Analysis of District's Labor Agreements - Classified (Non-management) Employees

DATA ENTRY: Click the appropriate Yes or No button for "Status of Classified Labor Agreements as of the Previous Reporting Period." There are no extractions in this section.

Status of Classified Labor Agreements as of the Previous Reporting Period

Were all classified labor negotiations settled as of first interim projections?

If Yes, complete number of FTEs, then skip to section S8C.

If No, continue with section S8B.

Yes

Classified (Non-management) Salary and Benefit Negotiations

	Prior Year (2nd Interim) (2022-23)	Current Year (2023-24)	1st Subsequent Year (2024-25)	2nd Subsequent Year (2025-26)
Number of classified (non-management) FTE positions	137.0	131.0	131.0	131.0

1a. Have any salary and benefit negotiations been settled since first interim projections?

n/a

If Yes, and the corresponding public disclosure documents have been filed with the COE, complete questions 2 and 3.

If Yes, and the corresponding public disclosure documents have not been filed with the COE, complete questions 2-5.

If No, complete questions 6 and 7.

1b. Are any salary and benefit negotiations still unsettled?

If Yes, complete questions 6 and 7.

No

Negotiations Settled Since First Interim Projections

2a. Per Government Code Section 3547.5(a), date of public disclosure board meeting:

Oct 16, 2023

2b. Per Government Code Section 3547.5(b), was the collective bargaining agreement certified by the district superintendent and chief business official?

--

If Yes, date of Superintendent and CBO certification:

Sep 27, 2023

3. Per Government Code Section 3547.5(c), was a budget revision adopted to meet the costs of the collective bargaining agreement?

n/a

If Yes, date of budget revision board adoption:

Dec 11, 2023

4. Period covered by the agreement:

Begin Date: Jul 01, 2023

End Date: Jun 30, 2024

5. Salary settlement:

	Current Year (2023-24)	1st Subsequent Year (2024-25)	2nd Subsequent Year (2025-26)
Is the cost of salary settlement included in the interim and multiyear projections (MYPs)?	Yes	Yes	Yes

One Year Agreement

Total cost of salary settlement

469,065	477,911	486,965
---------	---------	---------

% change in salary schedule from prior year

8.2%

or

Multiyear Agreement

Total cost of salary settlement

--	--	--

% change in salary schedule from prior year
(may enter text, such as "Reopener")

--	--	--

Identify the source of funding that will be used to support multiyear salary commitments:

--

Negotiations Not Settled

6. Cost of a one percent increase in salary and statutory benefits

--

	Current Year (2023-24)	1st Subsequent Year (2024-25)	2nd Subsequent Year (2025-26)

7. Amount included for any tentative salary schedule increases

--	--	--

	Current Year (2023-24)	1st Subsequent Year (2024-25)	2nd Subsequent Year (2025-26)
Classified (Non-management) Health and Welfare (H&W) Benefits			
1. Are costs of H&W benefit changes included in the interim and MYPs?	Yes	Yes	Yes
2. Total cost of H&W benefits	160,150	163,353	166,620
3. Percent of H&W cost paid by employer			
4. Percent projected change in H&W cost over prior year	2.0%	2.0%	2.0%

Classified (Non-management) Prior Year Settlements Negotiated Since First Interim
Are any new costs negotiated since first interim projections for prior year settlements included in the interim?

No		
----	--	--

If Yes, amount of new costs included in the interim and MYPs

If Yes, explain the nature of the new costs:

	Current Year (2023-24)	1st Subsequent Year (2024-25)	2nd Subsequent Year (2025-26)
Classified (Non-management) Step and Column Adjustments			
1. Are step & column adjustments included in the interim and MYPs?	Yes	Yes	Yes
2. Cost of step & column adjustments	14,978	15,323	15,690
3. Percent change in step & column over prior year	2.0%	2.0%	2.0%

	Current Year (2023-24)	1st Subsequent Year (2024-25)	2nd Subsequent Year (2025-26)
Classified (Non-management) Attrition (layoffs and retirements)			
1. Are savings from attrition included in the interim and MYPs?	Yes	Yes	Yes
2. Are additional H&W benefits for those laid-off or retired employees included in the interim and MYPs?	Yes	Yes	Yes

Classified (Non-management) - Other

List other significant contract changes that have occurred since first interim and the cost impact of each (i.e., hours of employment, leave of absence, bonuses, etc.):

S8C. Cost Analysis of District's Labor Agreements - Management/Supervisor/Confidential Employees

DATA ENTRY: Click the appropriate Yes or No button for "Status of Management/Supervisor/Confidential Labor Agreements as of the Previous Reporting Period." There are no extractions in this section.

Status of Management/Supervisor/Confidential Labor Agreements as of the Previous Reporting Period

Were all managerial/confidential labor negotiations settled as of first interim projections?

Yes

If Yes or n/a, complete number of FTEs, then skip to S9.

If No, continue with section S8C.

Management/Supervisor/Confidential Salary and Benefit Negotiations

	Prior Year (2nd Interim) (2022-23)	Current Year (2023-24)	1st Subsequent Year (2024-25)	2nd Subsequent Year (2025-26)
Number of management, supervisor, and confidential FTE positions	23.0	22.0	22.0	22.0

1a. Have any salary and benefit negotiations been settled since first interim projections?

n/a

If Yes, complete question 2.

If No, complete questions 3 and 4.

1b. Are any salary and benefit negotiations still unsettled?

No

If Yes, complete questions 3 and 4.

Negotiations Settled Since First Interim Projections

2. Salary settlement:

Is the cost of salary settlement included in the interim and multiyear projections (MYPs)?

	Current Year (2023-24)	1st Subsequent Year (2024-25)	2nd Subsequent Year (2025-26)
Yes	Yes	Yes	Yes
Total cost of salary settlement	356,768	429,120	502,196
Change in salary schedule from prior year (may enter text, such as "Reopener")	8.2%		

Negotiations Not Settled

3. Cost of a one percent increase in salary and statutory benefits

[Empty Box]

4. Amount included for any tentative salary schedule increases

Current Year (2023-24)	1st Subsequent Year (2024-25)	2nd Subsequent Year (2025-26)

**Management/Supervisor/Confidential
Health and Welfare (H&W) Benefits**

- Are costs of H&W benefit changes included in the interim and MYPs?
- Total cost of H&W benefits
- Percent of H&W cost paid by employer
- Percent projected change in H&W cost over prior year

	Current Year (2023-24)	1st Subsequent Year (2024-25)	2nd Subsequent Year (2025-26)
Yes	Yes	Yes	Yes
Total cost of H&W benefits	33,365	34,032	34,712
Percent of H&W cost paid by employer			
Percent projected change in H&W cost over prior year	2.0%	2.0%	2.0%

**Management/Supervisor/Confidential
Step and Column Adjustments**

- Are step & column adjustments included in the interim and MYPs?
- Cost of step & column adjustments
- Percent change in step and column over prior year

	Current Year (2023-24)	1st Subsequent Year (2024-25)	2nd Subsequent Year (2025-26)
Yes	Yes	Yes	Yes
Cost of step & column adjustments			
Percent change in step and column over prior year	2.0%	2.0%	2.0%

**Management/Supervisor/Confidential
Other Benefits (mileage, bonuses, etc.)**

- Are costs of other benefits included in the interim and MYPs?
- Total cost of other benefits

	Current Year (2023-24)	1st Subsequent Year (2024-25)	2nd Subsequent Year (2025-26)
Yes	Yes	Yes	Yes
Total cost of other benefits			

3. Percent change in cost of other benefits over prior year

--	--	--

S9. Status of Other Funds

Analyze the status of other funds that may have negative fund balances at the end of the current fiscal year. If any other fund has a projected negative fund balance, prepare an interim report and multiyear projection for that fund. Explain plans for how and when the negative fund balance will be addressed.

S9A. Identification of Other Funds with Negative Ending Fund Balances

DATA ENTRY: Click the appropriate button in Item 1. If Yes, enter data in Item 2 and provide the reports referenced in Item 1.

1. Are any funds other than the general fund projected to have a negative fund balance at the end of the current fiscal year?
If Yes, prepare and submit to the reviewing agency a report of revenues, expenditures, and changes in fund balance (e.g., an interim fund report) and a multiyear projection report for each fund.

2. If Yes, identify each fund, by name and number, that is projected to have a negative ending fund balance for the current fiscal year. Provide reasons for the negative balance(s) and explain the plan for how and when the problem(s) will be corrected.

ADDITIONAL FISCAL INDICATORS

The following fiscal indicators are designed to provide additional data for reviewing agencies. A "Yes" answer to any single indicator does not necessarily suggest a cause for concern, but may alert the reviewing agency to the need for additional review. DATA ENTRY: Click the appropriate Yes or No button for items A2 through A9; Item A1 is automatically completed based on data from Criterion 9.

- A1. Do cash flow projections show that the district will end the current fiscal year with a negative cash balance in the general fund? (Data from Criterion 9B-1, Cash Balance, are used to determine Yes or No)

- A2. Is the system of personnel position control independent from the payroll system?

- A3. Is enrollment decreasing in both the prior and current fiscal years?

- A4. Are new charter schools operating in district boundaries that impact the district's enrollment, either in the prior or current fiscal year?

- A5. Has the district entered into a bargaining agreement where any of the current or subsequent fiscal years of the agreement would result in salary increases that are expected to exceed the projected state funded cost-of-living adjustment?

- A6. Does the district provide uncapped (100% employer paid) health benefits for current or retired employees?

- A7. Is the district's financial system independent of the county office system?

- A8. Does the district have any reports that indicate fiscal distress pursuant to Education Code Section 42127.6(a)? (If Yes, provide copies to the county office of education.)

- A9. Have there been personnel changes in the superintendent or chief business official positions within the last 12 months?

When providing comments for additional fiscal indicators, please include the item number applicable to each comment.

Comments:
(optional)

End of School District Second Interim Criteria and Standards Review

NOTICE OF CRITERIA AND STANDARDS REVIEW. This interim report was based upon and reviewed using the state-adopted Criteria and Standards. (Pursuant to Education Code (EC) sections 33129 and 42130)

Signed: _____ Date: _____
District Superintendent or Designee

NOTICE OF INTERIM REVIEW. All action shall be taken on this report during a regular or authorized special meeting of the governing board.

To the County Superintendent of Schools:

This interim report and certification of financial condition are hereby filed by the governing board of the school district. (Pursuant to EC Section 42131)

Meeting Date: March 04, 2024 Signed: _____
President of the Governing Board

CERTIFICATION OF FINANCIAL CONDITION

- POSITIVE CERTIFICATION
As President of the Governing Board of this school district, I certify that based upon current projections this district will meet its financial obligations for the current fiscal year and subsequent two fiscal years.
- QUALIFIED CERTIFICATION
As President of the Governing Board of this school district, I certify that based upon current projections this district may not meet its financial obligations for the current fiscal year or two subsequent fiscal years.
- NEGATIVE CERTIFICATION
As President of the Governing Board of this school district, I certify that based upon current projections this district will be unable to meet its financial obligations for the remainder of the current fiscal year or for the subsequent fiscal year.

Contact person for additional information on the interim report:

Name: Teresa Santamaria Telephone: (559) 925-2620
Title: Chief Business Official E-mail: teresasantama@central.k12.ca.us

Criteria and Standards Review Summary

The following summary is automatically completed based on data provided in the Criteria and Standards Review form (Form 01CSI). Criteria and standards that are "Not Met," and supplemental information and additional fiscal indicators that are "Yes," may indicate areas of potential concern, which could affect the interim report certification, and should be carefully reviewed.

CRITERIA AND STANDARDS			Met	Not Met
1	Average Daily Attendance	Funded ADA for any of the current or two subsequent fiscal years has not changed by more than two percent since first interim.	X	
CRITERIA AND STANDARDS (continued)			Met	Not Met
2	Enrollment	Projected enrollment for any of the current or two subsequent fiscal years has not changed by more than two percent since first interim.	X	
3	ADA to Enrollment	Projected second period (P-2) ADA to enrollment ratio for the current and two subsequent fiscal years is consistent with historical ratios.		X
4	Local Control Funding Formula (LCFF) Revenue	Projected LCFF revenue for any of the current or two subsequent fiscal years has not changed by more than two percent since first interim.		X
5	Salaries and Benefits	Projected ratio of total unrestricted salaries and benefits to total unrestricted general fund expenditures has not changed by more than the standard for the current and two subsequent fiscal years.		X
6a	Other Revenues	Projected operating revenues (federal, other state, other local) for the current and two subsequent fiscal years have not changed by more than five percent since first interim.	X	
6b	Other Expenditures	Projected operating expenditures (books and supplies, services and other expenditures) for the current and two subsequent fiscal years have not changed by more than five percent since first interim.		X
7	Ongoing and Major Maintenance Account	If applicable, changes occurring since first interim meet the required contribution to the ongoing and major maintenance account (i.e., restricted maintenance account).		X
8	Deficit Spending	Unrestricted deficit spending, if any, has not exceeded the standard in any of the current or two subsequent fiscal years.	X	
9a	Fund Balance	Projected general fund balance will be positive at the end of the current and two subsequent fiscal years.	X	
9b	Cash Balance	Projected general fund cash balance will be positive at the end of the current fiscal year.	X	
10	Reserves	Available reserves (e.g., reserve for economic uncertainties, unassigned/unappropriated amounts) meet minimum requirements for the current and two subsequent fiscal years.	X	
SUPPLEMENTAL INFORMATION			No	Yes
S1	Contingent Liabilities	Have any known or contingent liabilities (e.g., financial or program audits, litigation, state compliance reviews) occurred since first interim that may impact the budget?	X	

Second Interim
DISTRICT CERTIFICATION OF INTERIM REPORT
For the Fiscal Year 2023-24

S2	Using One-time Revenues to Fund Ongoing Expenditures	Are there ongoing general fund expenditures funded with one-time revenues that have changed since first interim by more than five percent?	X	
S3	Temporary Interfund Borrowings	Are there projected temporary borrowings between funds?	X	
S4	Contingent Revenues	Are any projected revenues for any of the current or two subsequent fiscal years contingent on reauthorization by the local government, special legislation, or other definitive act (e.g., parcel taxes, forest reserves)?	X	
S5	Contributions	Have contributions from unrestricted to restricted resources, or transfers to or from the general fund to cover operating deficits, changed since first interim by more than \$20,000 and more than 5% for any of the current or two subsequent fiscal years?	X	
SUPPLEMENTAL INFORMATION (continued)			No	Yes
S6	Long-term Commitments	Does the district have long-term (multiyear) commitments or debt agreements? • If yes, have annual payments for the current or two subsequent fiscal years increased over prior years' (2022-23) annual payment? • If yes, will funding sources used to pay long-term commitments decrease or expire prior to the end of the commitment period, or are they one-time sources?	X	
			n/a	
			n/a	
S7a	Postemployment Benefits Other than Pensions	Does the district provide postemployment benefits other than pensions (OPEB)? • If yes, have there been changes since first interim in OPEB liabilities?		X
			X	
S7b	Other Self-insurance Benefits	Does the district operate any self-insurance programs (e.g., workers' compensation)? • If yes, have there been changes since first interim in self-insurance liabilities?	X	
			n/a	
S8	Status of Labor Agreements	As of second interim projections, are salary and benefit negotiations still unsettled for: • Certified? (Section S8A, Line 1b) • Classified? (Section S8B, Line 1b) • Management/supervisor/confidential? (Section S8C, Line 1b)	X	
			X	
			X	
S8	Labor Agreement Budget Revisions	For negotiations settled since first interim, per Government Code Section 3547.5(c), are budget revisions still needed to meet the costs of the collective bargaining agreement(s) for: • Certified? (Section S8A, Line 3) • Classified? (Section S8B, Line 3)	n/a	
			n/a	
S9	Status of Other Funds	Are any funds other than the general fund projected to have a negative fund balance at the end of the current fiscal year?	X	
ADDITIONAL FISCAL INDICATORS			No	Yes
A1	Negative Cash Flow	Do cash flow projections show that the district will end the current fiscal year with a negative cash balance in the general fund?	X	
A2	Independent Position Control	Is personnel position control independent from the payroll system?		X
A3	Declining Enrollment	Is enrollment decreasing in both the prior and current fiscal years?		X
A4	New Charter Schools Impacting District Enrollment	Are any new charter schools operating in district boundaries that are impacting the district's enrollment, either in the prior or current fiscal year?	X	
A5	Salary Increases Exceed COLA	Has the district entered into a bargaining agreement where any of the current or subsequent fiscal years of the agreement would result in salary increases that are expected to exceed the projected state funded cost-of-living adjustment?	X	
A6	Uncapped Health Benefits	Does the district provide uncapped (100% employer paid) health benefits for current or retired employees?	X	
A7	Independent Financial System	Is the district's financial system independent from the county office system?	X	
A8	Fiscal Distress Reports	Does the district have any reports that indicate fiscal distress? If yes, provide copies to the COE, pursuant to EC 42127.6(a).	X	
A9	Change of CBO or Superintendent	Have there been personnel changes in the superintendent or chief business official (CBO) positions within the last 12 months?	X	

**CENTRAL UNION SCHOOL DISTRICT
RESOLUTION #C-03-11-2024**

**BEFORE THE BOARD OF TRUSTEES
OF THE CENTRAL UNION SCHOOL DISTRICT
KINGS COUNTY, CALIFORNIA**

IN THE MATTER OF

BUDGET TRANSFERS and REVISIONS - FISCAL YEAR 2023-24

WHEREAS, it is anticipated that minor budget revisions will be required and expenditures during the remainder of the school year may exceed the remaining balances in certain budget classifications; and

WHEREAS, it is the desire of this Board to avoid delays in budget transfers and payment of liabilities of the District which may result if the Governing Board is required to adopt resolutions for budget transfers within a fund for the remainder of the school year; and

WHEREAS, Section 42601 of the Education Code provides for the eventuality of budget transfers required at the close of the fiscal year by authorizing the Governing Board of the School District to delegate to the Superintendent or the Deputy Superintendent the power to make such transfers as may be necessary to permit the payment of obligations incurred during the fiscal year.

NOW, THEREFORE, BE IT RESOLVED, that the Superintendent or Superintendent's Designee is hereby authorized and directed to make such business transfers as may be needed between the undistributed reserves, or reserves for contingencies and the various expenditures and/or revenue classifications, or balance any expenditure and/or revenue classifications, to permit the payment of obligations of the District incurred in the fiscal year 2023-24.

BE IT FURTHER RESOLVED, the Board of Trustees of the Central Union Elementary School District directs the transfers for the attached budget revisions be made as indicated.

The foregoing Resolution was adopted at a regular meeting of the Board of Trustees of the Central Union Elementary School District on this 11th day of March 2024, by the following vote:

	AYE	NO	ABSTAIN	ABSENT
<hr/>	<input type="checkbox"/>	<input type="checkbox"/>	<input type="checkbox"/>	<input type="checkbox"/>
Dale Davidson, Trustee Area 1	<input type="checkbox"/>	<input type="checkbox"/>	<input type="checkbox"/>	<input type="checkbox"/>
<hr/>	<input type="checkbox"/>	<input type="checkbox"/>	<input type="checkbox"/>	<input type="checkbox"/>
Jeffrey Gilcrease, Trustee Area 2	<input type="checkbox"/>	<input type="checkbox"/>	<input type="checkbox"/>	<input type="checkbox"/>
<hr/>	<input type="checkbox"/>	<input type="checkbox"/>	<input type="checkbox"/>	<input type="checkbox"/>
Sarah Strait, Trustee Area 3	<input type="checkbox"/>	<input type="checkbox"/>	<input type="checkbox"/>	<input type="checkbox"/>
<hr/>	<input type="checkbox"/>	<input type="checkbox"/>	<input type="checkbox"/>	<input type="checkbox"/>
Vacant, Trustee Area 4	<input type="checkbox"/>	<input type="checkbox"/>	<input type="checkbox"/>	<input type="checkbox"/>
<hr/>	<input type="checkbox"/>	<input type="checkbox"/>	<input type="checkbox"/>	<input type="checkbox"/>
Ceil Howe, III, Trustee Area 5				

I, Sarah Strait, Clerk of the Board of Trustees of the Central Union School District, do hereby certify that the foregoing Resolution was regularly introduced, passed and adopted by the Board of Trustees at its meeting held on March 11, 2024.

 Sarah Strait, Clerk
 Board of Trustees
 Central Union School District
 Kings County, California

Pending Budget Revision
Control Number 20240004
 ResolutionNo. C-03-04-2024

Fund: 0100 General Fund

FD---RE---Y-GO---FN---OB-----SI--L1-L2	Revised	Adjustments	Proposed
Income			
0100-0000-0-0000-0000-801100-000-00-0000	\$14,066,251.00	\$168,554.00	\$14,234,805.00
0100-1400-0-0000-0000-801200-000-00-0000	\$5,131,539.00	(\$7,762.00)	\$5,123,777.00
0100-0000-0-0000-0000-801900-000-00-0000	\$0.00	\$212,084.00	\$212,084.00
0100-0000-0-0000-0000-802100-000-00-0000	\$24,041.55	(\$17,420.55)	\$6,621.00
0100-0000-0-0000-0000-802900-000-00-0000	\$86.74	\$21,761.26	\$21,848.00
0100-0000-0-0000-0000-804100-000-00-0000	\$890,778.05	\$62,313.95	\$953,092.00
0100-0000-0-0000-0000-804200-000-00-0000	\$54,546.37	\$16,245.63	\$70,792.00
0100-0000-0-0000-0000-804300-000-00-0000	\$33,410.87	(\$9,046.87)	\$24,364.00
0100-0000-0-0000-0000-804400-000-00-0000	\$37,543.87	\$1,584.13	\$39,128.00
0100-0000-0-0000-0000-804500-000-00-0000	(\$169,624.58)	(\$288,041.42)	(\$457,666.00)
0100-0000-0-0000-0000-804700-000-00-0000	\$11,876.95	\$520.05	\$12,397.00
0100-3217-0-0000-0000-829000-000-00-0000	\$34,469.00	(\$34,469.00)	\$0.00
0100-4127-0-0000-0000-829000-000-00-0000	\$29,000.00	(\$5,785.00)	\$23,215.00
0100-4511-0-0000-0000-829000-000-00-0000	\$12,149.33	\$15,756.30	\$27,905.63
0100-3216-0-0000-0000-829000-000-00-0000	\$133,651.68	(\$104,965.80)	\$28,685.88
0100-3214-0-0000-0000-829000-000-00-0000	\$87,336.00	\$4,257.61	\$91,593.61
0100-3010-0-0000-0000-829000-000-00-0000	\$341,833.00	\$6,375.00	\$348,208.00
0100-3213-0-0000-0000-829000-000-00-0000	\$1,145,187.60	\$354,870.51	\$1,500,058.11
0100-0026-0-8100-5900-855000-000-00-0000	\$55,817.00	(\$55,817.00)	\$0.00
0100-0026-0-8100-5900-855000-520-00-0000	\$0.00	\$55,817.00	\$55,817.00
0100-7422-0-0000-0000-859000-000-00-0000	\$73,870.00	(\$73,870.00)	\$0.00
0100-6266-0-0000-0000-859000-000-36-0000	\$0.00	\$10,000.00	\$10,000.00
0100-7415-0-0000-0000-859000-000-00-0000	\$70,272.00	\$16,810.00	\$87,082.00
0100-6546-0-5760-0000-859000-000-00-0000	\$80,000.00	\$43,276.00	\$123,276.00
0100-6547-0-0000-0000-859000-000-00-0000	\$0.00	\$142,059.00	\$142,059.00
0100-6762-0-0000-0000-859000-000-00-0000	\$532,032.00	(\$37,786.00)	\$494,246.00
0100-0000-0-0000-0000-866000-000-00-0000	\$200,000.00	\$150,000.00	\$350,000.00
0100-0000-0-0000-7490-891900-122-00-0000	\$303,182.00	(\$303,182.00)	\$0.00
0100-0000-0-0000-7490-891900-000-00-0000	\$0.00	\$303,182.00	\$303,182.00
0100-0000-0-0000-0000-898000-000-00-0000	(\$816,018.00)	(\$350,000.00)	(\$1,166,018.00)
0100-0311-0-0000-0000-898000-000-31-0101	\$0.00	\$350,000.00	\$350,000.00
0100-0000-0-0000-0000-898030-000-00-0000	(\$1,183,568.46)	(\$25,000.00)	(\$1,208,568.46)
0100-6500-0-5760-0000-898030-000-00-0000	\$1,183,568.46	\$25,000.00	\$1,208,568.46
0100-0000-0-0000-0000-898070-000-00-0000	(\$1,423,259.00)	(\$776,533.21)	(\$2,199,792.21)
0100-0332-0-0000-0000-898070-000-00-0000	\$1,423,259.00	\$776,533.21	\$2,199,792.21
0100-4127-0-0000-0000-899000-000-00-0000	(\$29,000.00)	\$5,785.00	(\$23,215.00)
0100-4035-0-0000-0000-899000-000-00-0000	\$29,000.00	(\$5,785.00)	\$23,215.00
***Income Total	<u>\$22,363,231.43</u>	<u>\$647,320.80</u>	<u>\$23,010,552.23</u>

Expenses			
0100-0000-0-1110-2700-240000-121-00-0000	\$0.00	\$44,491.00	\$44,491.00
0100-0000-0-1110-1000-290000-121-00-0000	\$0.00	\$100.00	\$100.00
0100-7415-0-1110-2420-290000-424-00-0000	\$0.00	\$2,200.00	\$2,200.00
0100-4511-0-1110-1000-290000-323-00-0000	\$0.00	\$2,600.00	\$2,600.00

Pending Budget Revision
Control Number 20240004
 Resolution No. C-03-04-2024

Fund: 0100 General Fund

FD---RE---Y-GO---FN---OB-----SI--L1-L2	Revised	Adjustments	Proposed
Expenses			
0100-7415-0-1110-2420-290000-323-00-0000	\$2,200.00	\$550.00	\$2,750.00
0100-7415-0-1110-2420-290000-525-00-0000	\$2,475.00	\$825.00	\$3,300.00
0100-7415-0-1110-3140-290000-121-00-0000	\$4,070.00	\$55.00	\$4,125.00
0100-0000-0-0000-8200-290000-121-00-0000	\$64,843.00	(\$100.00)	\$64,743.00
0100-7415-0-1110-1000-290050-222-00-0000	\$0.00	\$2,706.00	\$2,706.00
0100-7415-0-1110-1000-290050-323-00-0000	\$1,526.18	\$1,704.86	\$3,231.04
0100-7415-0-1110-1000-290050-424-00-0000	\$4,909.93	(\$1,668.23)	\$3,241.70
0100-7415-0-1110-1000-290050-525-00-0000	\$3,063.01	\$912.23	\$3,975.24
0100-3218-0-1110-1000-310100-121-00-0000	\$4,303.48	(\$4,303.48)	\$0.00
0100-3010-0-0000-2110-310100-121-31-0307	\$4,295.00	(\$4,295.00)	\$0.00
0100-7422-0-1110-1000-310100-000-00-0000	\$11,605.00	(\$11,605.00)	\$0.00
0100-3213-0-1110-1000-310100-000-35-0301	\$15,280.00	(\$15,280.00)	\$0.00
0100-3216-0-1110-1000-310100-121-37-0103	\$25,527.47	(\$25,527.47)	\$0.00
0100-3213-0-1110-1000-310100-121-31-0301	\$0.00	\$66.86	\$66.86
0100-3216-0-1110-1000-310100-323-37-0103	\$0.00	\$180.49	\$180.49
0100-3216-0-1110-1000-310100-525-37-0103	\$0.00	\$780.04	\$780.04
0100-3216-0-1110-1000-310100-222-37-0103	\$0.00	\$807.92	\$807.92
0100-3216-0-1110-1000-310100-424-37-0103	\$0.00	\$887.48	\$887.48
0100-3218-0-1110-1000-310100-222-00-0000	\$0.00	\$1,075.87	\$1,075.87
0100-3218-0-1110-1000-310100-323-00-0000	\$0.00	\$1,075.87	\$1,075.87
0100-3218-0-1110-1000-310100-424-00-0000	\$0.00	\$1,075.87	\$1,075.87
0100-3218-0-1110-1000-310100-525-00-0000	\$0.00	\$1,075.87	\$1,075.87
0100-4511-0-1110-1000-310100-323-00-0000	\$0.00	\$1,135.00	\$1,135.00
0100-3216-0-1110-1000-310100-121-35-0202	\$0.00	\$1,843.37	\$1,843.37
0100-6266-0-1110-1000-310100-121-36-0206	\$0.00	\$3,000.00	\$3,000.00
0100-6266-0-1110-1000-310100-121-36-0201	\$15,280.00	(\$3,000.00)	\$12,280.00
0100-3214-0-1110-1000-310100-121-00-0000	\$0.00	\$14,005.28	\$14,005.28
0100-3213-0-1110-1000-310100-121-35-0202	\$0.00	\$44,362.32	\$44,362.32
0100-0000-0-1110-1000-310100-424-00-0000	\$520,471.00	(\$39,198.00)	\$481,273.00
0100-0000-0-1110-1000-310100-222-00-0000	\$730,261.00	(\$58,799.00)	\$671,462.00
0100-6266-0-1110-1000-310200-121-36-0206	\$0.00	\$50.00	\$50.00
0100-0000-0-1110-1000-310200-222-00-0000	\$100.00	(\$50.00)	\$50.00
0100-4511-0-1110-1000-310200-323-00-0000	\$0.00	\$694.00	\$694.00
0100-6266-0-1110-1000-310200-121-00-0000	\$0.00	\$1,000.00	\$1,000.00
0100-3214-0-1110-1000-320100-121-00-0000	\$0.00	\$42.07	\$42.07
0100-6500-0-5760-1110-320100-222-00-0000	\$0.00	\$50.00	\$50.00
0100-6500-0-5760-1110-320100-424-00-0000	\$0.00	\$50.00	\$50.00
0100-6500-0-5760-1110-320100-323-00-0000	\$0.00	\$50.00	\$50.00
0100-0000-0-1110-1000-320100-424-00-0000	\$46.69	\$25.00	\$71.69
0100-3310-0-5760-1120-320100-323-00-0000	\$0.00	\$200.00	\$200.00
0100-0000-0-1110-1000-320100-222-00-0000	\$256.80	\$25.00	\$281.80
0100-6266-0-1110-1000-320200-121-36-0501	\$127.00	(\$127.00)	\$0.00
0100-3213-0-1110-1000-320200-000-00-0000	\$11,670.00	(\$11,670.00)	\$0.00
0100-6500-0-5760-2700-320200-121-00-0000	\$11,870.00	(\$11,870.00)	\$0.00

Pending Budget Revision
Control Number 20240004
Resolution No. C-03-04-2024

Fund: 0100 General Fund

FD---RE---Y-GO---FN---OB-----SI--L1-L2	Revised	Adjustments	Proposed
Expenses			
0100-6266-0-1110-1000-320200-121-00-0000	\$0.00	\$150.00	\$150.00
0100-0000-0-1110-1000-320200-121-00-0000	\$0.00	\$1,000.00	\$1,000.00
0100-0000-0-1166-1000-320200-121-00-0000	\$102.00	\$898.00	\$1,000.00
0100-0000-0-1166-1000-320200-222-00-0000	\$102.00	\$898.00	\$1,000.00
0100-3219-0-1110-1000-320200-121-00-0000	\$400.00	\$2,600.00	\$3,000.00
0100-6500-0-5760-1120-320200-424-00-0000	\$10,050.00	(\$3,328.76)	\$6,721.24
0100-6500-0-5760-1110-320200-424-00-0000	\$1,381.00	\$6,657.52	\$8,038.52
0100-0000-0-1110-2700-320200-121-00-0000	\$0.00	\$11,870.00	\$11,870.00
0100-0000-0-1110-1000-320200-222-00-0000	\$50,599.00	(\$3,000.00)	\$47,599.00
0100-3218-0-1110-1000-330100-121-00-0000	\$321.04	(\$321.04)	\$0.00
0100-6500-0-5760-1110-330100-323-00-0000	\$1,303.00	(\$1,303.00)	\$0.00
0100-7422-0-1110-1000-330100-000-00-0000	\$4,648.00	(\$4,648.00)	\$0.00
0100-3213-0-1110-1000-330100-000-35-0301	\$6,120.00	(\$6,120.00)	\$0.00
0100-3216-0-1110-1000-330100-121-37-0103	\$10,224.35	(\$10,224.35)	\$0.00
0100-6266-0-1110-1000-330100-121-36-0201	\$6,120.00	(\$6,115.00)	\$5.00
0100-3216-0-1110-1000-330100-323-37-0103	\$0.00	\$13.70	\$13.70
0100-6266-0-1110-1000-330100-121-36-0204	\$0.00	\$15.00	\$15.00
0100-6266-0-1110-1000-330100-121-36-0207	\$0.00	\$15.00	\$15.00
0100-3213-0-1110-1000-330100-121-31-0301	\$0.00	\$18.47	\$18.47
0100-3216-0-1110-1000-330100-525-37-0103	\$0.00	\$58.52	\$58.52
0100-3216-0-1110-1000-330100-222-37-0103	\$0.00	\$60.76	\$60.76
0100-3216-0-1110-1000-330100-424-37-0103	\$0.00	\$66.32	\$66.32
0100-3218-0-1110-1000-330100-222-00-0000	\$0.00	\$80.26	\$80.26
0100-3218-0-1110-1000-330100-323-00-0000	\$0.00	\$80.26	\$80.26
0100-3218-0-1110-1000-330100-424-00-0000	\$0.00	\$80.26	\$80.26
0100-3218-0-1110-1000-330100-525-00-0000	\$0.00	\$80.26	\$80.26
0100-0000-0-0000-7200-330100-121-00-0000	\$0.00	\$100.00	\$100.00
0100-0000-0-1150-1000-330100-323-00-0000	\$0.00	\$100.00	\$100.00
0100-0000-0-1110-1000-330100-000-00-0000	\$50.00	\$50.00	\$100.00
0100-3216-0-1110-1000-330100-121-35-0202	\$0.00	\$137.75	\$137.75
0100-4511-0-1110-1000-330100-323-00-0000	\$0.00	\$472.00	\$472.00
0100-6266-0-1110-1000-330100-121-36-0206	\$0.00	\$1,000.00	\$1,000.00
0100-3214-0-1110-1000-330100-121-00-0000	\$0.00	\$1,207.53	\$1,207.53
0100-3310-0-5760-1120-330100-323-00-0000	\$4,842.00	(\$200.00)	\$4,642.00
0100-0000-0-0000-2110-330100-121-00-0000	\$6,567.00	(\$300.00)	\$6,267.00
0100-3213-0-1110-1000-330100-121-35-0202	\$0.00	\$17,768.15	\$17,768.15
0100-0000-0-1110-1000-330100-424-00-0000	\$45,153.00	(\$15,700.00)	\$29,453.00
0100-0000-0-1110-1000-330100-222-00-0000	\$62,538.00	(\$23,550.00)	\$38,988.00
0100-0000-0-1110-1000-330200-525-31-0202	\$159.89	(\$159.89)	\$0.00
0100-0000-0-1110-1000-330200-525-31-0306	\$580.10	(\$580.10)	\$0.00
0100-6500-0-5760-2700-330200-121-00-0000	\$3,403.56	(\$3,403.56)	\$0.00
0100-3213-0-0000-3700-330200-000-35-0301	\$3,519.00	(\$3,519.00)	\$0.00
0100-0000-0-5760-1110-330200-424-00-0000	\$30.00	\$10.00	\$40.00
0100-0000-0-1166-1000-330200-121-00-0000	\$20.00	\$60.00	\$80.00

Pending Budget Revision
Control Number 20240004
Resolution No. C-03-04-2024

Fund: 0100 General Fund

FD---RE---Y-GO---FN---OB-----SI--L1-L2	Revised	Adjustments	Proposed
Expenses			
0100-6266-0-1110-1000-330200-121-00-0000	\$0.00	\$90.00	\$90.00
0100-0000-0-5760-1120-330200-323-00-0000	\$0.00	\$100.00	\$100.00
0100-0000-0-1110-1000-330200-540-31-0202	\$0.00	\$159.89	\$159.89
0100-4511-0-1110-1000-330200-323-00-0000	\$0.00	\$207.00	\$207.00
0100-0000-0-1110-1000-330200-540-31-0306	\$90.00	\$580.10	\$670.10
0100-6500-0-5760-1110-330200-424-00-0000	\$396.00	\$757.00	\$1,153.00
0100-2600-0-1110-3140-330200-121-00-0000	\$2,175.00	(\$5.00)	\$2,170.00
0100-0000-0-1110-2700-330200-121-00-0000	\$0.00	\$3,403.56	\$3,403.56
0100-0000-0-1110-8200-330200-323-00-0000	\$12,289.00	(\$170.00)	\$12,119.00
0100-3010-0-0000-2110-340100-121-31-0307	\$1,700.00	(\$1,700.00)	\$0.00
0100-7422-0-1110-1000-340100-000-00-0000	\$8,400.00	(\$8,400.00)	\$0.00
0100-6500-0-5760-1110-340100-323-00-0000	\$17,000.00	(\$17,000.00)	\$0.00
0100-6500-0-5760-1110-340100-525-00-0000	\$0.00	\$17,000.00	\$17,000.00
0100-0000-0-1110-2700-340200-121-00-0000	\$0.00	\$17,000.00	\$17,000.00
0100-3218-0-1110-1000-350100-121-00-0000	\$11.23	(\$11.23)	\$0.00
0100-3010-0-0000-2110-350100-121-31-0307	\$81.00	(\$81.00)	\$0.00
0100-7422-0-1110-1000-350100-000-00-0000	\$304.00	(\$304.00)	\$0.00
0100-3213-0-1110-1000-350100-000-35-0301	\$400.00	(\$400.00)	\$0.00
0100-3216-0-1110-1000-350100-121-37-0103	\$668.26	(\$668.26)	\$0.00
0100-3213-0-1110-1000-350100-121-31-0301	\$0.00	\$0.27	\$0.27
0100-3216-0-1110-1000-350100-323-37-0103	\$0.00	\$0.48	\$0.48
0100-6266-0-1110-1000-350100-121-36-0204	\$0.00	\$1.00	\$1.00
0100-6266-0-1110-1000-350100-121-36-0207	\$0.00	\$1.00	\$1.00
0100-6266-0-1110-1000-350100-121-36-0201	\$400.00	(\$399.00)	\$1.00
0100-3216-0-1110-1000-350100-525-37-0103	\$0.00	\$2.08	\$2.08
0100-3216-0-1110-1000-350100-222-37-0103	\$0.00	\$2.13	\$2.13
0100-3216-0-1110-1000-350100-424-37-0103	\$0.00	\$2.37	\$2.37
0100-3218-0-1110-1000-350100-525-00-0000	\$0.00	\$2.80	\$2.80
0100-3218-0-1110-1000-350100-222-00-0000	\$0.00	\$2.81	\$2.81
0100-3218-0-1110-1000-350100-323-00-0000	\$0.00	\$2.81	\$2.81
0100-3218-0-1110-1000-350100-424-00-0000	\$0.00	\$2.81	\$2.81
0100-4511-0-1110-1000-350100-323-00-0000	\$0.00	\$3.00	\$3.00
0100-3216-0-1110-1000-350100-121-35-0202	\$0.00	\$4.82	\$4.82
0100-2600-0-1110-3140-350100-121-00-0000	\$0.00	\$5.00	\$5.00
0100-6266-0-1110-1000-350100-121-36-0206	\$0.00	\$15.00	\$15.00
0100-3214-0-1110-1000-350100-121-00-0000	\$0.00	\$37.68	\$37.68
0100-3213-0-1110-1000-350100-121-35-0202	\$0.00	\$1,161.32	\$1,161.32
0100-0000-0-1110-1000-350100-424-00-0000	\$19,899.00	(\$103.00)	\$19,796.00
0100-0000-0-1110-1000-350100-222-00-0000	\$24,322.00	(\$154.00)	\$24,168.00
0100-6266-0-1110-1000-350200-121-36-0501	\$3.00	(\$3.00)	\$0.00
0100-6500-0-5760-2700-350200-121-00-0000	\$222.46	(\$222.46)	\$0.00
0100-3213-0-0000-3700-350200-000-35-0301	\$230.00	(\$230.00)	\$0.00
0100-4511-0-1110-1000-350200-323-00-0000	\$0.00	\$1.00	\$1.00
0100-6266-0-1110-1000-350200-121-00-0000	\$0.00	\$5.00	\$5.00

Pending Budget Revision
Control Number 20240004
Resolution No. C-03-04-2024

Fund: 0100 General Fund

FD---RE---Y-GO---FN---OB-----SI--L1-L2	Revised	Adjustments	Proposed
Expenses			
0100-0000-0-1110-2700-350200-121-00-0000	\$0.00	\$222.46	\$222.46
0100-3218-0-1110-1000-360100-121-00-0000	\$4,901.00	(\$4,901.00)	\$0.00
0100-0000-0-0000-7200-360100-121-00-0000	\$50.00	(\$50.00)	\$0.00
0100-3010-0-0000-2110-360100-121-31-0307	\$202.00	(\$202.00)	\$0.00
0100-7422-0-1110-1000-360100-000-00-0000	\$1,385.00	(\$1,385.00)	\$0.00
0100-3213-0-1110-1000-360100-000-35-0301	\$1,824.00	(\$1,824.00)	\$0.00
0100-3216-0-1110-1000-360100-121-37-0103	\$3,047.26	(\$3,047.26)	\$0.00
0100-6266-0-1110-1000-360100-121-36-0201	\$0.00	\$5.00	\$5.00
0100-6266-0-1110-1000-360100-121-36-0204	\$0.00	\$5.00	\$5.00
0100-6266-0-1110-1000-360100-121-36-0207	\$0.00	\$5.00	\$5.00
0100-3213-0-1110-1000-360100-121-31-0301	\$0.00	\$6.27	\$6.27
0100-3216-0-1110-1000-360100-323-37-0103	\$0.00	\$11.29	\$11.29
0100-0000-0-1150-1000-360100-323-00-0000	\$0.00	\$20.00	\$20.00
0100-3216-0-1110-1000-360100-525-37-0103	\$0.00	\$48.82	\$48.82
0100-0000-0-0000-7200-360100-000-00-0000	\$0.00	\$50.00	\$50.00
0100-3216-0-1110-1000-360100-222-37-0103	\$0.00	\$50.55	\$50.55
0100-3216-0-1110-1000-360100-424-37-0103	\$0.00	\$55.53	\$55.53
0100-4511-0-1110-1000-360100-323-00-0000	\$0.00	\$71.00	\$71.00
0100-3216-0-1110-1000-360100-121-35-0202	\$0.00	\$115.33	\$115.33
0100-6266-0-1110-1000-360100-121-36-0206	\$0.00	\$300.00	\$300.00
0100-3214-0-1110-1000-360100-121-00-0000	\$0.00	\$900.98	\$900.98
0100-3218-0-1110-1000-360100-222-00-0000	\$0.00	\$1,225.25	\$1,225.25
0100-3218-0-1110-1000-360100-323-00-0000	\$0.00	\$1,225.25	\$1,225.25
0100-3218-0-1110-1000-360100-424-00-0000	\$0.00	\$1,225.25	\$1,225.25
0100-3218-0-1110-1000-360100-525-00-0000	\$0.00	\$1,225.25	\$1,225.25
0100-3213-0-1110-1000-360100-121-35-0202	\$0.00	\$5,295.61	\$5,295.61
0100-0000-0-1110-1000-360100-323-00-0000	\$14,525.00	(\$20.00)	\$14,505.00
0100-0000-0-1110-1000-360100-424-00-0000	\$33,094.00	(\$185.00)	\$32,909.00
0100-0000-0-1110-1000-360100-222-00-0000	\$48,037.00	(\$277.00)	\$47,760.00
0100-6266-0-1110-1000-360200-121-36-0501	\$11.00	(\$11.00)	\$0.00
0100-6500-0-5760-2700-360200-121-00-0000	\$554.49	(\$554.49)	\$0.00
0100-3213-0-1110-1000-360200-000-35-0301	\$1,049.00	(\$1,049.00)	\$0.00
0100-4511-0-1110-1000-360200-323-00-0000	\$0.00	\$31.00	\$31.00
0100-6266-0-1110-1000-360200-121-00-0000	\$0.00	\$70.00	\$70.00
0100-0000-0-1110-2700-360200-121-00-0000	\$0.00	\$554.49	\$554.49
0100-6500-0-5760-1110-360200-424-00-0000	\$65.00	\$554.49	\$619.49
0100-3213-0-1110-1000-410000-121-31-0101	\$1,300.00	(\$86.20)	\$1,213.80
0100-3213-0-1110-8200-430000-525-00-0000	\$200.00	(\$200.00)	\$0.00
0100-3214-0-1110-1000-430000-121-35-0202	\$43,668.00	(\$43,668.00)	\$0.00
0100-3213-0-1110-1000-430000-121-35-0303	\$373,090.00	(\$373,090.00)	\$0.00
0100-3213-0-1110-8200-430000-525-35-0101	\$0.00	\$90.35	\$90.35
0100-3213-0-1110-1000-430000-121-35-0202	\$0.00	\$638.96	\$638.96
0100-1100-0-1110-2700-430000-424-00-0000	\$2,000.00	\$500.00	\$2,500.00
0100-1100-0-1110-2700-430000-525-00-0000	\$1,500.00	\$1,000.00	\$2,500.00

Pending Budget Revision
Control Number 20240004
 Resolution No. C-03-04-2024

Fund: 0100 General Fund

FD---RE---Y-GO---FN---OB-----SI--L1-L2	Revised	Adjustments	Proposed
Expenses			
0100-6266-0-0000-7410-430000-121-36-0201	\$4,166.00	(\$224.00)	\$3,942.00
0100-6266-0-0000-7410-430000-121-36-0204	\$4,166.00	(\$224.00)	\$3,942.00
0100-6266-0-0000-7410-430000-121-36-0206	\$4,166.00	(\$224.00)	\$3,942.00
0100-6266-0-0000-7410-430000-121-36-0207	\$4,166.00	(\$224.00)	\$3,942.00
0100-6266-0-0000-7410-430000-121-36-0208	\$4,166.00	(\$224.00)	\$3,942.00
0100-6266-0-0000-7410-430000-121-36-0501	\$4,166.00	(\$224.00)	\$3,942.00
0100-3010-0-1110-1000-430000-525-55-0202	\$5,000.00	(\$900.00)	\$4,100.00
0100-3213-0-1110-1000-430000-222-35-0101	\$0.00	\$4,969.87	\$4,969.87
0100-8150-0-0000-8100-430000-120-00-0000	\$0.00	\$5,000.00	\$5,000.00
0100-1100-0-1110-1000-430000-323-00-0000	\$5,000.00	\$700.00	\$5,700.00
0100-1100-0-1110-1000-430000-525-00-0000	\$7,000.00	\$1,000.00	\$8,000.00
0100-3213-0-1110-1000-430000-424-35-0302	\$0.00	\$9,116.25	\$9,116.25
0100-1100-0-1110-1000-430000-222-00-0000	\$10,000.00	\$1,500.00	\$11,500.00
0100-1100-0-1110-1000-430000-424-00-0000	\$18,500.00	(\$500.00)	\$18,000.00
0100-7032-0-0000-3700-430000-000-00-0000	\$0.00	\$26,926.29	\$26,926.29
0100-3213-0-0000-7700-430000-121-35-0303	\$0.00	\$63,245.86	\$63,245.86
0100-3213-0-1110-1000-430001-121-31-0301	\$140,925.00	(\$140,925.00)	\$0.00
0100-4511-0-1110-1000-430001-323-00-0000	\$7,956.33	(\$7,956.33)	\$0.00
0100-1100-0-1110-2700-430001-323-00-0000	\$2,000.00	\$500.00	\$2,500.00
0100-4511-0-1110-1000-430001-525-00-0000	\$0.00	\$6,910.13	\$6,910.13
0100-1100-0-1110-1000-430001-323-00-0000	\$16,600.00	(\$1,200.00)	\$15,400.00
0100-1100-0-1110-1000-430001-525-00-0000	\$20,075.00	(\$2,000.00)	\$18,075.00
0100-7210-0-1110-1000-430001-323-00-0000	\$24,828.00	(\$1,058.50)	\$23,769.50
0100-7426-0-1110-1000-430001-000-00-0000	\$30,944.72	\$797.17	\$31,741.89
0100-7425-0-1110-1000-430001-000-00-0000	\$0.00	\$37,530.67	\$37,530.67
0100-1100-0-1110-1000-430001-222-00-0000	\$57,940.00	(\$1,500.00)	\$56,440.00
0100-8150-0-0000-8100-430010-120-00-0000	\$21,000.00	\$4,000.00	\$25,000.00
0100-3213-0-0000-8100-430014-222-35-0101	\$0.00	\$4,655.00	\$4,655.00
0100-3213-0-0000-8100-430014-323-35-0101	\$0.00	\$6,703.60	\$6,703.60
0100-3213-0-0000-8100-430014-525-35-0101	\$0.00	\$9,088.59	\$9,088.59
0100-8150-0-0000-8100-430014-120-00-0000	\$13,500.00	\$1,500.00	\$15,000.00
0100-0050-0-0000-7700-440000-121-00-0000	\$202,000.00	(\$202,000.00)	\$0.00
0100-0050-0-1110-1000-440000-121-31-0302	\$278,827.00	(\$278,827.00)	\$0.00
0100-7032-0-0000-3700-440000-000-00-0000	\$0.00	\$6,320.37	\$6,320.37
0100-3213-0-0000-7700-440000-121-35-0303	\$0.00	\$241,022.15	\$241,022.15
0100-3213-0-1110-1000-440000-121-31-0302	\$0.00	\$278,826.73	\$278,826.73
0100-2600-0-0000-3700-470000-000-00-0000	\$200.00	\$2,800.00	\$3,000.00
0100-6500-0-5760-3600-510000-000-00-0000	\$222,470.00	(\$57,000.00)	\$165,470.00
0100-3213-0-0000-7410-520000-121-00-0000	\$14,791.72	(\$14,791.72)	\$0.00
0100-3213-0-0000-7410-520000-121-31-0301	\$208.28	\$93.31	\$301.59
0100-4511-0-0000-7410-520000-525-00-0000	\$0.00	\$540.67	\$540.67
0100-0315-0-0000-7410-520000-121-31-0301	\$0.00	\$815.00	\$815.00
0100-3213-0-1110-1000-520000-424-35-0202	\$0.00	\$1,047.00	\$1,047.00
0100-4511-0-0000-7410-520000-323-00-0000	\$0.00	\$1,484.33	\$1,484.33

Pending Budget Revision
Control Number 20240004
ResolutionNo. C-03-04-2024

Fund: 0100 General Fund

FD---RE---Y-GO---FN---OB-----SI--L1-L2	Revised	Adjustments	Proposed
Expenses			
0100-4511-0-1110-1000-520000-323-00-0000	\$2,554.00	\$1,254.25	\$3,808.25
0100-3213-0-0000-7410-520000-121-35-0202	\$0.00	\$15,443.98	\$15,443.98
0100-2600-0-0000-3700-520003-121-00-0000	\$0.00	\$100.00	\$100.00
0100-3213-0-1110-8200-560009-120-00-0000	\$1,000.00	(\$1,000.00)	\$0.00
0100-3213-0-1110-8200-560009-222-00-0000	\$5,000.00	(\$5,000.00)	\$0.00
0100-3213-0-1110-8200-560009-525-00-0000	\$5,000.00	(\$5,000.00)	\$0.00
0100-3213-0-1110-8200-560009-424-00-0000	\$9,190.00	(\$9,190.00)	\$0.00
0100-3213-0-1110-8200-560009-323-00-0000	\$10,810.00	(\$10,810.00)	\$0.00
0100-3213-0-1110-8200-560009-120-35-0101	\$0.00	\$600.00	\$600.00
0100-3213-0-1110-8200-560009-222-35-0101	\$0.00	\$1,310.00	\$1,310.00
0100-3213-0-0000-8100-560009-525-35-0101	\$0.00	\$2,445.00	\$2,445.00
0100-3213-0-1110-8200-560009-525-35-0101	\$0.00	\$2,555.00	\$2,555.00
0100-3213-0-1110-8200-560009-424-35-0101	\$0.00	\$4,615.00	\$4,615.00
0100-8150-0-0000-8100-560009-120-00-0000	\$5,000.00	\$1,000.00	\$6,000.00
0100-3213-0-0000-8100-560009-424-35-0101	\$0.00	\$6,072.00	\$6,072.00
0100-3213-0-1110-8200-560009-323-35-0101	\$0.00	\$10,810.00	\$10,810.00
0100-3213-0-0000-8100-560009-121-35-0101	\$0.00	\$13,101.10	\$13,101.10
0100-3213-0-0000-8100-560009-323-35-0101	\$0.00	\$16,753.35	\$16,753.35
0100-3213-0-0000-8100-560009-222-35-0101	\$0.00	\$24,041.00	\$24,041.00
0100-3213-0-1191-3110-580000-000-00-0000	\$25,000.00	(\$25,000.00)	\$0.00
0100-3217-0-1110-1000-580000-000-00-0000	\$34,469.00	(\$34,469.00)	\$0.00
0100-3214-0-1110-1000-580000-121-35-0202	\$43,668.00	(\$43,668.00)	\$0.00
0100-3213-0-1110-1000-580000-121-35-0303	\$336,672.60	(\$336,672.60)	\$0.00
0100-3010-0-1110-1000-580000-525-55-0202	\$0.00	\$900.00	\$900.00
0100-3213-0-0000-7410-580000-424-35-0202	\$0.00	\$1,700.00	\$1,700.00
0100-4511-0-1110-1000-580000-323-00-0000	\$0.00	\$3,808.25	\$3,808.25
0100-3213-0-1191-3110-580000-000-35-0302	\$0.00	\$24,204.42	\$24,204.42
0100-3219-0-1110-1000-580000-121-37-0000	\$30,398.00	(\$2,600.00)	\$27,798.00
0100-0000-0-0000-7200-580000-121-00-0000	\$67,750.00	(\$5,000.00)	\$62,750.00
0100-2600-0-1110-1000-580000-323-38-0101	\$67,500.00	(\$3,100.00)	\$64,400.00
0100-3213-0-0000-7410-580004-000-35-0202	\$0.00	\$3,000.00	\$3,000.00
0100-6500-0-5760-1110-580004-121-00-0000	\$30,000.00	\$57,000.00	\$87,000.00
0100-1100-0-1135-1000-580007-424-00-0000	\$500.00	(\$500.00)	\$0.00
0100-1100-0-1110-1000-580007-424-00-0000	\$0.00	\$500.00	\$500.00
0100-7435-0-1110-1000-580007-424-00-0000	\$0.00	\$9,075.00	\$9,075.00
0100-4511-0-1110-1000-580009-323-00-0000	\$1,639.00	(\$1,639.00)	\$0.00
0100-0000-0-0000-7200-580010-121-00-0000	\$5,000.00	(\$5,000.00)	\$0.00
0100-0050-0-0000-7700-580011-121-00-0000	\$206,000.00	(\$206,000.00)	\$0.00
0100-3213-0-1110-1000-580011-424-35-0202	\$0.00	\$300.00	\$300.00
0100-3213-0-1110-1000-580011-222-35-0202	\$0.00	\$1,500.00	\$1,500.00
0100-0050-0-0000-7700-580011-121-31-0305	\$0.00	\$2,042.27	\$2,042.27
0100-0050-0-0000-7700-580011-121-31-0201	\$8,244.83	\$1,205.17	\$9,450.00
0100-0050-0-0000-7700-580011-121-31-0203	\$14,647.00	(\$1,205.17)	\$13,441.83
0100-7210-0-1110-1000-580011-323-00-0000	\$14,600.00	\$1,058.50	\$15,658.50

Pending Budget Revision
Control Number 20240004
 Resolution No. C-03-04-2024

Fund: 0100 General Fund

FD---RE---Y-GO---FN---OB-----SI--L1-L2	Revised	Adjustments	Proposed
Expenses			
0100-0050-0-0000-7700-580011-121-31-0301	\$46,457.00	(\$2,309.70)	\$44,147.30
0100-3213-0-0000-7700-580011-121-31-0301	\$0.00	\$46,421.69	\$46,421.69
0100-3213-0-0000-7700-580011-121-35-0202	\$0.00	\$227,080.12	\$227,080.12
0100-0000-0-0000-7200-580022-121-00-0000	\$0.00	\$500.00	\$500.00
0100-3213-0-0000-7410-580022-121-35-0202	\$0.00	\$147,500.00	\$147,500.00
0100-4511-0-1110-1000-580040-323-00-0000	\$0.00	\$200.00	\$200.00
0100-0000-0-0000-7190-580070-121-00-0000	\$28,000.00	\$12,000.00	\$40,000.00
0100-0000-0-0000-7200-590030-121-00-0000	\$15,000.00	(\$500.00)	\$14,500.00
0100-0000-0-0000-8500-620000-525-00-0000	\$39,778.00	(\$39,778.00)	\$0.00
0100-7032-0-0000-8500-620000-000-00-0000	\$0.00	\$14,096.08	\$14,096.08
0100-8150-0-0000-8500-620000-120-00-0000	\$50,000.00	(\$14,771.33)	\$35,228.67
0100-0000-0-0000-8500-620010-424-00-0000	\$0.00	\$48,267.25	\$48,267.25
0100-8150-0-0000-8110-640000-120-00-0000	\$23,728.67	(\$23,728.67)	\$0.00
0100-8150-0-0000-8500-640000-120-00-0000	\$0.00	\$27,000.00	\$27,000.00
0100-7032-0-0000-8500-640000-525-00-0000	\$0.00	\$45,727.61	\$45,727.61
0100-0000-0-0000-7210-731000-000-00-0000	(\$210,410.00)	\$4,710.00	(\$205,700.00)
0100-7422-0-0000-7210-731000-000-00-0000	\$4,710.00	(\$4,710.00)	\$0.00
0100-7210-0-0000-7210-735000-525-00-0000	\$810.00	(\$810.00)	\$0.00
0100-7210-0-0000-7210-735000-323-00-0000	\$3,000.00	(\$3,000.00)	\$0.00
0100-0000-0-1110-1000-110000-000-00-0000	(\$4,253,749.00)	(\$877,790.00)	(\$5,131,539.00)
0100-3218-0-1110-1000-110000-121-00-0000	\$17,560.63	(\$17,560.63)	\$0.00
0100-7422-0-1110-1000-110000-000-00-0000	\$42,818.00	(\$42,818.00)	\$0.00
0100-3213-0-1110-1000-110000-000-35-0301	\$56,376.00	(\$56,376.00)	\$0.00
0100-6500-0-5760-1110-110000-323-00-0000	\$89,844.00	(\$89,844.00)	\$0.00
0100-3216-0-1110-1000-110000-121-37-0103	\$94,184.34	(\$94,184.34)	\$0.00
0100-3216-0-1110-1000-110000-323-37-0103	\$0.00	\$945.00	\$945.00
0100-3216-0-1110-1000-110000-525-37-0103	\$0.00	\$4,083.75	\$4,083.75
0100-3216-0-1110-1000-110000-222-37-0103	\$0.00	\$4,230.00	\$4,230.00
0100-3218-0-1110-1000-110000-525-00-0000	\$0.00	\$4,285.15	\$4,285.15
0100-3218-0-1110-1000-110000-222-00-0000	\$0.00	\$4,290.16	\$4,290.16
0100-3218-0-1110-1000-110000-323-00-0000	\$0.00	\$4,290.16	\$4,290.16
0100-3218-0-1110-1000-110000-424-00-0000	\$0.00	\$4,290.16	\$4,290.16
0100-3216-0-1110-1000-110000-424-37-0103	\$0.00	\$4,646.25	\$4,646.25
0100-4511-0-1110-1000-110000-323-00-0000	\$0.00	\$5,940.00	\$5,940.00
0100-3216-0-1110-1000-110000-121-35-0202	\$0.00	\$9,651.12	\$9,651.12
0100-3214-0-1110-1000-110000-121-00-0000	\$0.00	\$75,400.07	\$75,400.07
0100-6500-0-5760-1110-110000-525-00-0000	\$0.00	\$89,844.00	\$89,844.00
0100-3213-0-1110-1000-110000-121-35-0202	\$0.00	\$163,676.05	\$163,676.05
0100-0000-0-1110-1000-110000-424-00-0000	\$2,716,346.00	(\$205,232.00)	\$2,511,114.00
0100-0000-0-1110-1000-110000-222-00-0000	\$3,814,721.00	(\$307,848.00)	\$3,506,873.00
0100-1400-0-1110-1000-110000-000-00-0000	\$4,847,429.00	\$276,348.00	\$5,123,777.00
0100-6266-0-1110-1000-110010-121-36-0204	\$0.00	\$175.00	\$175.00
0100-6266-0-1110-1000-110010-121-36-0207	\$0.00	\$175.00	\$175.00
0100-6266-0-1110-1000-110010-121-36-0201	\$56,376.00	(\$56,201.00)	\$175.00

Pending Budget Revision
Control Number 20240004
 ResolutionNo. C-03-04-2024

Fund: 0100 General Fund

FD---RE---Y-GO---FN---OB-----SI--L1-L2	Revised	Adjustments	Proposed
Expenses			
0100-3213-0-1110-1000-110010-121-31-0301	\$0.00	\$525.00	\$525.00
0100-6266-0-1110-1000-110010-121-36-0206	\$0.00	\$45,851.00	\$45,851.00
0100-3218-0-1110-1000-110040-222-00-0000	\$0.00	\$405.00	\$405.00
0100-0315-0-1110-1000-110040-031-12-0000	\$10,600.00	(\$815.00)	\$9,785.00
0100-3010-0-0000-2110-190000-121-31-0307	\$16,240.00	(\$16,240.00)	\$0.00
0100-6266-0-1110-1000-210000-121-36-0501	\$321.00	(\$321.00)	\$0.00
0100-7415-0-1160-1000-210000-440-23-0000	\$440.00	(\$440.00)	\$0.00
0100-7415-0-1110-1000-210000-240-18-0000	\$1,100.00	(\$1,100.00)	\$0.00
0100-7415-0-5760-1110-210000-323-00-0000	\$1,207.32	(\$1,207.32)	\$0.00
0100-7415-0-1110-1000-210000-340-18-0000	\$2,211.00	(\$2,211.00)	\$0.00
0100-7415-0-1110-1000-210000-440-18-0000	\$2,684.00	(\$2,684.00)	\$0.00
0100-7415-0-1110-1000-210000-540-18-0000	\$9,076.94	(\$9,076.94)	\$0.00
0100-3213-0-1110-1000-210000-000-00-0000	\$29,532.00	(\$29,532.00)	\$0.00
0100-7415-0-5760-1110-210000-424-00-0000	\$535.07	(\$96.95)	\$438.12
0100-0000-0-1166-1000-210000-121-00-0000	\$300.00	\$350.00	\$650.00
0100-7415-0-1110-1000-210000-525-55-0303	\$0.00	\$907.69	\$907.69
0100-7415-0-5760-1110-210000-525-00-0000	\$2,926.00	(\$1,826.00)	\$1,100.00
0100-7415-0-5760-1120-210000-323-00-0000	\$0.00	\$1,300.96	\$1,300.96
0100-7415-0-5760-1120-210000-525-00-0000	\$1,304.32	\$417.43	\$1,721.75
0100-7415-0-1110-1000-210000-525-00-0000	\$3,417.19	(\$1,188.53)	\$2,228.66
0100-7415-0-1110-1000-210000-340-00-0000	\$0.00	\$3,608.00	\$3,608.00
0100-7415-0-1110-1000-210000-540-00-0000	\$0.00	\$14,549.18	\$14,549.18
0100-6266-0-1110-1000-210000-121-00-0000	\$0.00	\$15,632.12	\$15,632.12
0100-0000-0-1166-1000-210020-323-00-0000	\$680.00	(\$350.00)	\$330.00
0100-7415-0-0000-3700-220000-000-00-0000	\$3,630.00	\$6,424.00	\$10,054.00
0100-0000-0-1110-8200-220000-323-00-0000	\$166,455.00	(\$80,407.00)	\$86,048.00
0100-0000-0-1110-8200-220000-525-00-0000	\$124,247.00	\$24,299.00	\$148,546.00
0100-0000-0-1110-8200-220000-120-00-0000	\$127,009.00	\$33,995.00	\$161,004.00
0100-0000-0-1110-8200-220000-424-00-0000	\$190,020.00	\$18,188.00	\$208,208.00
0100-0000-0-1110-8200-220000-222-00-0000	\$223,071.00	\$3,925.00	\$226,996.00
0100-7415-0-1110-2700-240000-323-00-0000	\$5,280.00	(\$5,280.00)	\$0.00
0100-6500-0-5760-2700-240000-121-00-0000	\$44,491.00	(\$44,491.00)	\$0.00
0100-7415-0-0000-2110-240000-121-00-0000	\$1,100.00	\$660.00	\$1,760.00
0100-7415-0-0000-3700-240000-000-00-0000	\$4,922.50	(\$1,966.14)	\$2,956.36
0100-7415-0-8100-5900-240000-520-00-0000	\$2,475.00	\$825.00	\$3,300.00
0100-7415-0-1110-2700-240000-222-00-0000	\$0.00	\$4,612.41	\$4,612.41
0100-7415-0-1110-2700-240000-525-00-0000	\$4,411.00	\$319.00	\$4,730.00
0100-7415-0-1110-2700-240000-424-00-0000	\$3,300.00	\$3,025.00	\$6,325.00
***Expense Total	\$12,786,877.66	(\$1,612,534.74)	\$11,174,342.92

Balance Sheet Accounts

0100-7311-0-0000-0000-974000-000-00-0000	\$0.00	\$18,073.00	\$18,073.00
0100-0000-0-0000-0000-978000-000-00-0000	\$500,000.00	(\$413,751.49)	\$86,248.51
0100-0199-0-0000-0000-979100-000-00-0000	\$0.00	(\$6,495.94)	(\$6,495.94)

Pending Budget Revision
Control Number 20240004
Resolution No. C-03-04-2024

Fund: 0100 General Fund

FD---RE---Y-GO---FN---OB-----SI--L1-L2	Revised	Adjustments	Proposed
Balance Sheet Accounts			
0100-0045-0-0000-0000-979100-000-00-0000	\$0.00	(\$687.69)	(\$687.69)
0100-0312-0-0000-0000-979100-000-00-0000	\$136.40	(\$136.40)	\$0.00
0100-6537-0-0000-0000-979100-000-00-0000	\$172.33	(\$172.33)	\$0.00
0100-7510-0-0000-0000-979100-000-00-0000	\$10,322.00	(\$10,322.00)	\$0.00
0100-1400-0-0000-0000-979100-000-00-0000	\$423,204.00	(\$423,204.00)	\$0.00
0100-7415-0-0000-0000-979100-000-00-0000	\$55.08	(\$35.97)	\$19.11
0100-9062-0-0000-0000-979100-000-00-0000	\$8,090.52	\$2,762.08	\$10,852.60
0100-0038-0-0000-0000-979100-000-00-0000	\$63,696.92	(\$47,000.79)	\$16,696.13
0100-0097-0-0000-0000-979100-000-00-0000	\$19,564.34	\$1.00	\$19,565.34
0100-9010-0-0000-0000-979100-000-00-0000	(\$5,710.00)	\$25,716.46	\$20,006.46
0100-6546-0-0000-0000-979100-000-00-0000	\$117,760.80	(\$43,820.54)	\$73,940.26
0100-6500-0-0000-0000-979100-000-00-0000	\$77,186.32	\$26,477.65	\$103,663.97
0100-6547-0-0000-0000-979100-000-00-0000	\$261,087.00	(\$80,985.00)	\$180,102.00
0100-6266-0-0000-0000-979100-000-00-0000	\$283,195.07	\$25,314.62	\$308,509.69
0100-0311-0-0000-0000-979100-000-00-0000	\$356,172.91	(\$1,536.18)	\$354,636.73
0100-7032-0-0000-0000-979100-000-00-0000	\$0.00	\$381,359.00	\$381,359.00
0100-6762-0-0000-0000-979100-000-00-0000	\$484,032.00	\$48,000.00	\$532,032.00
0100-0050-0-0000-0000-979100-000-00-0000	\$190,701.75	\$363,574.49	\$554,276.24
0100-0010-0-0000-0000-979100-000-00-0000	\$1,246,814.62	(\$399,586.77)	\$847,227.85
0100-8150-0-0000-0000-979100-000-00-0000	\$760,579.82	\$448,293.26	\$1,208,873.08
0100-0000-0-0000-0000-979100-000-00-0000	\$14,478,027.01	\$2,624,685.64	\$17,102,712.65
***Balance Sheet Account Total	\$19,275,088.89	\$2,536,522.10	\$21,811,610.99
Fund Totals			
Total: Income	\$22,363,231.43	\$647,320.80	\$23,010,552.23
Total: Expenses	\$12,786,877.66	(\$1,612,534.74)	\$11,174,342.92
Total: Balance Sheet Accounts	\$19,275,088.89	\$2,536,522.10	\$21,811,610.99

Pending Budget Revision
Control Number 20240004
 ResolutionNo. C-03-04-2024

Fund: 1300 Cafeteria Fund

FD---RE---Y-GO---FN---OB-----SI--L1-L2	Revised	Adjustments	Proposed
Expenses			
1300-5310-0-0000-3700-430000-000-00-0000	\$60,000.00	(\$5,000.00)	\$55,000.00
1300-5310-0-0000-3700-440000-000-00-0000	\$0.00	\$5,000.00	\$5,000.00
1300-0000-0-0000-3700-470000-000-00-0000	\$145.06	(\$14.70)	\$130.36
1300-5466-0-0000-3700-470000-000-00-0000	\$0.00	\$56,897.09	\$56,897.09
1300-5310-0-0000-3700-470010-000-00-0000	\$4,000.00	(\$2,000.00)	\$2,000.00
1300-5310-0-0000-3700-580003-000-00-0000	\$3,000.00	(\$3,000.00)	\$0.00
1300-5310-0-0000-3700-580011-000-00-0000	\$6,000.00	\$104,000.00	\$110,000.00
***Expense Total	<u>\$73,145.06</u>	<u>\$155,882.39</u>	<u>\$229,027.45</u>
Balance Sheet Accounts			
1300-5310-0-0000-0000-971100-000-00-0000	\$1,500.00	(\$1,500.00)	\$0.00
1300-5466-0-0000-0000-974000-000-00-0000	\$0.00	\$44,616.76	\$44,616.76
1300-0199-0-0000-0000-979100-000-00-0000	\$14.70	(\$137.80)	(\$123.10)
1300-5330-0-0000-0000-979100-000-00-0000	\$4,259.18	(\$4,259.18)	\$0.00
1300-0000-0-0000-0000-979100-000-00-0000	\$0.00	\$123.10	\$123.10
1300-5466-0-0000-0000-979100-000-00-0000	\$0.00	\$56,897.09	\$56,897.09
1300-5310-0-0000-0000-979100-000-00-0000	\$171,991.94	\$394,882.22	\$566,874.16
***Balance Sheet Account Total	<u>\$177,765.82</u>	<u>\$490,622.19</u>	<u>\$668,388.01</u>
Fund Totals			
Total: Income	\$0.00	\$0.00	\$0.00
Total: Expenses	\$73,145.06	\$155,882.39	\$229,027.45
Total: Balance Sheet Accounts	\$177,765.82	\$490,622.19	\$668,388.01

Fund: 1400 Deferred Maintenance Fund

FD---RE---Y-GO---FN---OB-----SI--L1-L2	Revised	Adjustments	Proposed
Expenses			
1400-0000-0-0000-8500-560009-000-00-0000	\$10,000.00	\$3,766.38	\$13,766.38
***Expense Total	<u>\$10,000.00</u>	<u>\$3,766.38</u>	<u>\$13,766.38</u>
Balance Sheet Accounts			
1400-8150-0-0000-0000-974000-000-00-0000	\$0.00	\$959,611.92	\$959,611.92
1400-0000-0-0000-0000-979100-000-00-0000	\$527,813.68	\$3,766.38	\$531,580.06
***Balance Sheet Account Total	<u>\$527,813.68</u>	<u>\$963,378.30</u>	<u>\$1,491,191.98</u>
Fund Totals			
Total: Income	\$0.00	\$0.00	\$0.00
Total: Expenses	\$10,000.00	\$3,766.38	\$13,766.38
Total: Balance Sheet Accounts	\$527,813.68	\$963,378.30	\$1,491,191.98

Fund: 2000 SPECIAL RESERVE FUND FOR O

FD---RE---Y-GO---FN---OB-----SI--L1-L2	Revised	Adjustments	Proposed
Balance Sheet Accounts			
2000-0000-0-0000-0000-978000-000-00-0000	\$646,730.38	\$43,174.29	\$689,904.67
2000-0000-0-0000-0000-979100-000-00-0000	\$675,981.66	\$43,174.29	\$719,155.95
***Balance Sheet Account Total	<u>\$1,322,712.04</u>	<u>\$86,348.58</u>	<u>\$1,409,060.62</u>
Fund Totals			
Total: Income	\$0.00	\$0.00	\$0.00
Total: Expenses	\$0.00	\$0.00	\$0.00
Total: Balance Sheet Accounts	\$1,322,712.04	\$86,348.58	\$1,409,060.62

Pending Budget Revision
Control Number 20240004
 ResolutionNo. C-03-04-2024

Fund: 2500 CapitalFacilities Fund

FD---RE---Y-GO---FN---OB-----SI--L1-L2	Revised	Adjustments	Proposed
Balance Sheet Accounts			
2500-9010-0-0000-0000-974000-000-00-0000	\$0.00	\$48,795.86	\$48,795.86
2500-9010-0-0000-0000-979100-000-00-0000	\$31,738.23	\$5,406.50	\$37,144.73
***Balance Sheet Account Total	<u>\$31,738.23</u>	<u>\$54,202.36</u>	<u>\$85,940.59</u>
Fund Totals			
Total: Income	\$0.00	\$0.00	\$0.00
Total: Expenses	\$0.00	\$0.00	\$0.00
Total: Balance Sheet Accounts	\$31,738.23	\$54,202.36	\$85,940.59

Pending Budget Revision
Control Number 20240004
 ResolutionNo. C-03-04-2024

Fund: 3500 SCHOOL FACILITY PROGRAM

FD---RE---Y-GO---FN---OB-----SI--L1-L2	Revised	Adjustments	Proposed
Balance Sheet Accounts			
3500-0000-0-0000-0000-978000-000-00-0000	\$211,224.75	(\$207,578.00)	\$3,646.75
3500-7710-0-0000-0000-979100-000-00-0000	\$69,074.71	(\$69,074.71)	\$0.00
3500-0000-0-0000-0000-979100-000-00-0000	\$1,075,038.67	(\$207,578.00)	\$867,460.67
***Balance Sheet Account Total	<u>\$1,355,338.13</u>	<u>(\$484,230.71)</u>	<u>\$871,107.42</u>
Fund Totals			
Total: Income	\$0.00	\$0.00	\$0.00
Total: Expenses	\$0.00	\$0.00	\$0.00
Total: Balance Sheet Accounts	\$1,355,338.13	(\$484,230.71)	\$871,107.42

Pending Budget Revision
Control Number 20240004
 ResolutionNo. C-03-04-2024

Fund: 4000 Special Reserve - Capital Outlay

FD---RE---Y-GO---FN---OB-----SI--L1-L2	Revised	Adjustments	Proposed
Balance Sheet Accounts			
4000-0000-0-0000-0000-978000-000-00-0000	\$37,981.26	\$48,267.25	\$86,248.51
4000-0000-0-0000-0000-979100-000-00-0000	\$37,981.26	\$48,267.25	\$86,248.51
***Balance Sheet Account Total	<u>\$75,962.52</u>	<u>\$96,534.50</u>	<u>\$172,497.02</u>
Fund Totals			
Total: Income	\$0.00	\$0.00	\$0.00
Total: Expenses	\$0.00	\$0.00	\$0.00
Total: Balance Sheet Accounts	\$75,962.52	\$96,534.50	\$172,497.02

Thomas Addington
Superintendent

15783 18th Avenue
Lemoore, CA 93245
Telephone (559) 924-3405
Fax (559) 924-1153



Board Members
Dale Davidson
Jeffrey Gilcrease
Ceil Howe, III
Sarah Strait

To: Central Union Board of Trustees
From: Tom Addington, Superintendent
Date: February 20, 2024

<input checked="" type="checkbox"/>	Action (Consent or New Business)
<input type="checkbox"/>	Information

Item:

Approve JPA transportation plan for 2024-25.

Rationale/Purpose:

Home-to-School (HTS) Transportation Reimbursement was implemented by Assembly Bill (AB) 181 (Chapter 52, Statutes of 2022) and amended by AB 185 (Chapter 571, Statutes of 2022). This bill provides reimbursement funding for school districts based on the prior year eligible transportation expenditures and prior year Local Control Funding Formula (LCFF) transportation related add-on funding.

Districts with an adopted one-year plan are required to update the plan annually by April 1st.

Funds are Included in the proposed 2024 State Budget for approved costs for the home-to-school transportation program, including transportation add-on to Local Control Funding Formula (LCFF).

Recommendation:

Approve transportation plan and listed expenditures as submitted.

Lemoore Area Transportation JPA

TRANSPORTATION PLAN 2023-24

Central Union Elementary School
Lemoore Union Elementary School
Lemoore Union High School
Island Elementary School

Transportation Plan:

- 1) Enter description of transportation services offered to pupils, and how the LEA will prioritize planned transportation services for pupils in transitional kindergarten, kindergarten, and any of grades 1 - 6 inclusive and pupils who are low income. The Plan may provide for the LEA to partner with municipally owned transit system to provide services to middle and high school students. An LEA may provide no-cost transit passes to students.

The district offers transportation to all students located in the eligible area free of charge regardless of income. The eligible area consisted of 1 mile for TK-6 grades, 1.5 miles for 7-8 grades and 2 miles for 9-12 grades. We address our foster youth and homeless students who are placed outside our boundaries by providing bus passes for public transportation at no cost.

- 2) Enter description of LEA's transportation services that would be accessible to pupils with disabilities, and homeless children and youth.

All students are offered free transportation. Severity of disability determines whether transportation is provided by the district transportation department or a partnership with KSTA (Kings School Transportation Authority) which is a Transportation JPA that the county formed for students with moderate to severe disabilities.

- 3) Enter the description of how unduplicated pupils would be able to access available home-to-school transportation at no- cost to the pupils.

All students within the eligible area are provided transportation free of charge.

Ridership Information

		<i>Unduplicated</i>	
		<i>Low SES</i>	<i>EL</i>
<i>Total Riders</i>	<i>182</i>	<i>16</i>	<i>47</i>

<i>Central Elementary</i>	<i>131</i>
<i>Stratford Elementary</i>	<i>51</i>

Demographics

<i>Hispanic</i>	<i>129</i>
<i>Am Indian/Alskn Nat</i>	<i>24</i>
<i>White</i>	<i>12</i>
<i>Black/African Am</i>	<i>3</i>
<i>Multiple</i>	<i>14</i>

Consultations:

Enter a description of the required plan consultation with classified staff, teachers, school administrators, regional local transit authorities, local air pollution control districts and air quality management districts, parents, pupils, and other stakeholders.

Stakeholder engagement was utilized during the plan development last year (2022-23), consisting of Parent, Staff and Student Survey; email review from the local transit authority (KART) and local air pollution board (SJVAP). CDE guidelines have no requirement for stakeholder consultation on an annual or update basis, only on the initial development of the plan

Board Approval Date: March 4, 2024 (annually on or before April 1 of the year)

The Transportation Plan was developed in accordance with Education Code Sections 39800.1 and 41850.1.

2022-23 Actuals

Revenue Calculation

Total 2022-23 Transportation Expenses (Function 3600)	
Less Capital Outlay (object 6XXX, Function 3600)	
Less Nonagency Expenditures (Goal 7110,7150, Function 3600)	
Estimated 60% Reimbursement	
Less 2022-23 Transportation add-on (from LCFF Calculator)	

2023-24 Budget (Function 3600)

Total Revenue (Object 8590, Resource 0000)	
Expenditures and Other Financing Uses	
2000-2999 - Classified Salaries	
3000-3999 - Employee Benefits	
4000-4999 - Books and Supplies	
5000-5999 - Services and other Operating Expenditures	
6000-6999 - Capital Outlay	
7000-7999 - Other Outgo	
Total Expenditures	

2024-25 Budget (Function 3600)

Total Revenue (Object 8590, Resource 0000)	
Expenditures and Other Financing Uses	
2000-2999 - Classified Salaries	
3000-3999 - Employee Benefits	
4000-4999 - Books and Supplies	
5000-5999 - Services and other Operating Expenditures	
6000-6999 - Capital Outlay	
7000-7999 - Other Outgo	
Total Expenditures	
BALANCE (Total Available minus Total Expenditures and Other Financing Uses)	

Board Approval Date: CENTRAL UNION ELEMENTARY SCHOOL DISTRICT - MARCH 4, 2024

The Transportation plan and revenue calculations were developed in accordance with Education Code Sections 39800.1 and 41850.1.

**CENTRAL UNION SCHOOL DISTRICT
RESOLUTION #D-03-11-2024**

**BEFORE THE BOARD OF TRUSTEES
OF THE CENTRAL UNION SCHOOL DISTRICT
KINGS COUNTY, CALIFORNIA**

IN THE MATTER OF

**R.J. NEUTRA ELEMENTARY SCHOOL MODERNIZATION AND NEW
CONSTRUCTION PROJECT**

WHEREAS, the Office of Local Community Defense Cooperation (OLDCC), operates the Public Schools on Military Installation (PSMI) grant program under Section 8109 of Public Law (PL) 112-10, of the Department of Defense and Full-Year Continuing Appropriations Act, 2011; and

WHEREAS, PL 112-10 authorized the Secretary of Defense to carry out this program through the OLDDC in order to make grants with federal Funds to public school districts; and

WHEREAS, The construction, renovation, repair, or expansion of facilities under the PSMI program is by congressional authorization, and provides funding to construct, renovate, repair, or expand public schools located on military installations to address capacity and/or facility condition deficiencies; and

WHEREAS, R.J. Neutra Elementary School District was identified and ranked as #43 out of 161 in need of addressing areas of condition and capacity on the Federal priority list; and

WHEREAS, in April 2020, the Central Union Elementary School District was invited to develop a proposal to address the deficiencies noted in the Facility Condition Assessment Report; and

WHEREAS, on September 21, 2022, the District received approval by the State Allocation Board (SAB) for its appeal requesting approval for Financial Hardship under "other evidence" for the design phase application and future full funding application for School Facilities Program Modernization application 57/63883-00-002 at the R.J. Neutra Elementary School site; and

WHEREAS, this status is the SAB's approval that the District qualifies to receive state funding to cover the District's required match for the project (less any local funding available); and

WHEREAS, to date the Office of Public School Construction (OPSC) has released \$533,777 to the District for Advanced Design funding for which the Central Union Elementary School District also provided a local match of \$177,883.00; and

WHEREAS, upon receipt of approved construction plans by the Division of State Architect and the California Department of Education, the District will remit an Application for Funding, and School District

Appeal Request to OPSC for the release of the remaining authorized funding in the amount of \$4,805,459; and

WHEREAS, in October 2023 the Central Union Elementary School District entered into a contractual agreement for an alternative progressive design-build approach for the modernization and new construction of the R.J. Neutra Elementary Campus; and

WHEREAS, in December 2023 the Central Union Elementary School District received notification to submit the formal grant application requesting an amount in the sum of \$36,572,042 in federal funding for a progressive design-build project to renovate and construct new facilities at R.J. Neutra Elementary School, with an estimated total design-build cost of \$45,715,053; and

WHEREAS, the PSMI grant program stipulates an 80/20 cost share of the project, with the federal government funding 80% of the project costs, and the State agency and District responsible for the remaining costs; and

WHEREAS, prior to the time of subsequent SAB fund release, the District will incur ongoing expenses while awaiting the reimbursement submissions to the OLDCC.

NOW, THEREFORE BE IT RESOLVED by the Board of Trustees of the Central Union Elementary School District, as follows:

1. The Central Union Elementary School District Board authorizes the District administration to access the unrestricted General Fund during the periods of expenses and reimbursement submission to OLDCC.
2. These inter-fund borrowings will be carried out in accordance with OPSC guidelines and Education Code requirements.
3. It is understood that the District will provide detailed General Ledger documentation of the transaction(s).
4. Once State funding from SAB is released for the previously apportioned or unfunded SFP projects, the district must utilize the State SFP grant funding to repay the interfund transfer within 60 calendar days of receiving the State funding.
5. The district must submit documentation showing the debt has been retired. This document would include the following:
 - a. The Detail General Ledger which documents the transaction; and
 - b. School Board resolution or School Board minutes authorizing the debt retirement.

The foregoing Resolution was adopted at a regular meeting of the Board of Trustees of the Central Union Elementary School District on this 11th day of March 2024, by the following vote:

	AYE	NO	ABSTAIN	ABSENT
<hr/> Dale Davidson, Trustee Area 1	<input type="checkbox"/>	<input type="checkbox"/>	<input type="checkbox"/>	<input type="checkbox"/>
<hr/> Jeffrey Gilcrease, Trustee Area 2	<input type="checkbox"/>	<input type="checkbox"/>	<input type="checkbox"/>	<input type="checkbox"/>
<hr/> Sarah Strait, Trustee Area 3	<input type="checkbox"/>	<input type="checkbox"/>	<input type="checkbox"/>	<input type="checkbox"/>
<hr/> Vacant, Trustee Area 4	<input type="checkbox"/>	<input type="checkbox"/>	<input type="checkbox"/>	<input type="checkbox"/>
<hr/> Ceil Howe, III, Trustee Area 5	<input type="checkbox"/>	<input type="checkbox"/>	<input type="checkbox"/>	<input type="checkbox"/>

I, Sarah Strait, Clerk of the Board of Trustees of the Central Union School District, do hereby certify that the foregoing Resolution was regularly introduced, passed and adopted by the Board of Trustees at its meeting held on March 11, 2024.

Sarah Strait, Clerk
Board of Trustees
Central Union School District
Kings County, California

Thomas Addington
Superintendent

15783 18th Avenue
Lemoore, CA 93245
Telephone (559) 924-3405
Fax (559) 924-1153



Board Members
Dale Davidson
Jeffrey Gilcrease
Ceil Howe, III
Sarah Strait

To: Central Union Board of Trustees
From: Tom Addington, Superintendent
Date: February 21, 2024

<input checked="" type="checkbox"/>	Action (Consent or New Business)
<input type="checkbox"/>	Information

Item:

Approve Resolution #E-03-04-2024 Declaration of Need for fully qualified Educators - 2024-25.

Rationale/Purpose:

The Declaration of Need (DON) is an annual document required for a school district as a prerequisite to the issuance of any emergency or intern permit and/or a limited assignment permit for the District. The DON is established by California Code of Regulations §80026.

The resolution sets forth the ability for the District to secure alternatively credential paths for staffing based upon need.

Recommendation:

Approve resolution #E-03-04-2024.

**CENTRAL UNION SCHOOL DISTRICT
RESOLUTION #E-03-11-2024**

**BEFORE THE BOARD OF TRUSTEES
OF THE CENTRAL UNION SCHOOL DISTRICT
KINGS COUNTY, CALIFORNIA**

**IN THE MATTER OF
DECLARATION OF NEED FOR FULLY QUALIFIED EDUCATORS
2024-25 SCHOOL YEAR**

WHEREAS, the Central Union Elementary School District makes every effort to recruit fully prepared teachers; and

WHEREAS, when fully prepared staff are not available, the District recruits candidates who qualify for alternate certifications; and

WHEREAS, there are teachers who have not yet completed Cross Cultural Language and Academic Development (CLAD) certification or other English Learner Authorization; and

WHEREAS, the Board of Trustees recognizes that there are an insufficient number of certificated persons who meet the District's specific employment criteria; and

WHEREAS, Title 5 Section 80026 and AB 471 (Scott) require that a Declaration of Need for Fully Qualified Educators and resolution by the Governing Board be submitted by an employing agency prior to the issuance of any emergency, intern and/or limited assignments permit for that agency in a given school year; and

WHEREAS, Title 5 Section 80026 and AB 471 (Scott) specify that said Declaration of Need for Fully Qualified Educators and resolution be adopted by the Governing Board of a school district in a regularly scheduled public meeting of the Board on an annual basis; and

WHEREAS, said Declaration of Need for Fully Qualified Educators shall not be adopted by the Board as part of a consent calendar; and

WHEREAS, all employees invest their time, energy and countless hours to provide all students with quality programs and services that support their individual needs and educational goals;

NOW, THEREFORE, BE IT RESOLVED that the Central Union School District Board of Trustees hereby requests that a Declaration of Need for Fully Qualified Educators be

adopted and properly recorded for submission to the appropriate agencies for the 2024-25 school year

The foregoing Resolution was adopted at a regular meeting of the Board of Trustees of the Central Union Elementary School District on this 11th day of March 2024, by the following vote:

	AYE	NO	ABSTAIN	ABSENT
<hr/>	<input type="checkbox"/>	<input type="checkbox"/>	<input type="checkbox"/>	<input type="checkbox"/>
Dale Davidson, Trustee Area 1	<input type="checkbox"/>	<input type="checkbox"/>	<input type="checkbox"/>	<input type="checkbox"/>
<hr/>	<input type="checkbox"/>	<input type="checkbox"/>	<input type="checkbox"/>	<input type="checkbox"/>
Jeffrey Gilcrease, Trustee Area 2	<input type="checkbox"/>	<input type="checkbox"/>	<input type="checkbox"/>	<input type="checkbox"/>
<hr/>	<input type="checkbox"/>	<input type="checkbox"/>	<input type="checkbox"/>	<input type="checkbox"/>
Sarah Strait, Trustee Area 3	<input type="checkbox"/>	<input type="checkbox"/>	<input type="checkbox"/>	<input type="checkbox"/>
<hr/>	<input type="checkbox"/>	<input type="checkbox"/>	<input type="checkbox"/>	<input type="checkbox"/>
Vacant, Trustee Area 4	<input type="checkbox"/>	<input type="checkbox"/>	<input type="checkbox"/>	<input type="checkbox"/>
<hr/>	<input type="checkbox"/>	<input type="checkbox"/>	<input type="checkbox"/>	<input type="checkbox"/>
Ceil Howe, III, Trustee Area 5	<input type="checkbox"/>	<input type="checkbox"/>	<input type="checkbox"/>	<input type="checkbox"/>

I, Sarah Strait, Clerk of the Board of Trustees of the Central Union School District, do hereby certify that the foregoing Resolution was regularly introduced, passed and adopted by the Board of Trustees at its meeting held on March 11, 2024.

Sarah Strait, Clerk
Board of Trustees
Central Union School District
Kings County, California



State of California
 Commission on Teacher Credentialing
 Certification Division
 1900 Capitol Avenue
 Sacramento, CA 95811-4213

Email: credentials@ctc.ca.gov
 Website: www.ctc.ca.gov

DECLARATION OF NEED FOR FULLY QUALIFIED EDUCATORS

Original Declaration of Need for year: 2024-25

Revised Declaration of Need for year: _____

FOR SERVICE IN A SCHOOL DISTRICT OR DISTRICT/COUNTY AUTHORIZED CHARTER SCHOOL

Name of District or Charter: Central Union School District District CDS Code: 16-63883

Name of County: Kings County CDS Code: 16-10165

By submitting this annual declaration, the district is certifying the following:

- A diligent search, as defined below, to recruit a fully prepared teacher for the assignment(s) was made
- If a suitable fully prepared teacher is not available to the school district, the district will make a reasonable effort to recruit based on the priority stated below

The governing board/body of the school district or charter school specified above adopted a declaration at a regularly scheduled public meeting held on 03 / 11 / 24 certifying that there is an insufficient number of certificated persons who meet the district's specified employment criteria for the position(s) listed on the attached form. The attached form was part of the agenda, and the declaration did NOT appear as part of a consent calendar.

► **Enclose a copy of the board agenda item**

With my signature below, I verify that the item was acted upon favorably by the board. The declaration shall remain in force until June 30, 2024.

Submitted by (Superintendent, Board Secretary, or Designee):

Thomas Addington		Superintendent
<i>Name</i>	<i>Signature</i>	<i>Title</i>
559-924-1153	559-924-3405	3/11/24
<i>Fax Number</i>	<i>Telephone Number</i>	<i>Date</i>
15783 18th Avenue, Lemoore, CA 93245		
<i>Mailing Address</i>		
taddingt@central.k12.ca.us		
<i>EMail Address</i>		

FOR SERVICE IN A COUNTY OFFICE OF EDUCATION, STATE AGENCY, CHARTER SCHOOL OR NONPUBLIC SCHOOL AGENCY

Name of County _____ County CDS Code _____

Name of State Agency _____

Name of NPS/NPA _____ County of Location _____

Based on the previous year’s actual needs and projections of enrollment, please indicate the number of Limited Assignment Permits the employing agency estimates it will need in the following areas. Additionally, for the Single Subject Limited Assignment Permits estimated, please include the authorization(s) which will be requested:

TYPE OF LIMITED ASSIGNMENT PERMIT	ESTIMATED NUMBER NEEDED
Multiple Subject	5
Single Subject	1
Special Education	1
TOTAL	8

AUTHORIZATION(S) FOR SINGLE SUBJECT LIMITED ASSIGNMENT PERMITS (A separate page may be used if needed)	ESTIMATED NUMBER NEEDED
Art	1

EFFORTS TO RECRUIT CERTIFIED PERSONNEL

The employing agency declares that it has implemented in policy and practices a process for conducting a diligent search that includes, but is not limited to, distributing job announcements, contacting college and university placement centers, advertising in local newspapers, exploring incentives included in the Teaching as a Priority Block Grant (refer to www.cde.ca.gov for details), participating in state and regional recruitment centers and participating in job fairs in California.

If a suitable fully prepared teacher is not available to the school district, the district made reasonable efforts to recruit an individual for the assignment, in the following order:

- A candidate who qualifies and agrees to participate in an approved internship program in the region of the school district
- An individual who is scheduled to complete initial preparation requirements within six months

EFFORTS TO CERTIFY, ASSIGN, AND DEVELOP FULLY QUALIFIED PERSONNEL

Has your agency established a District Intern program? Yes No

If no, explain. Partner with agencies listed below

Does your agency participate in a Commission-approved college or university internship program? Yes No

If yes, how many interns do you expect to have this year? 5

If yes, list each college or university with which you participate in an internship program.
KCOE Grow Intern Program, TCOE Impact Program, Univ of Mass., CalState Fresno, Fresno Pacific Univ., National Univ., and Western Governors Univ.

If no, explain why you do not participate in an internship program.



State of California
Commission on Teacher Credentialing
Certification Division
1900 Capitol Avenue
Sacramento, CA 95811-4213

Email: credentials@ctc.ca.gov
Website: www.ctc.ca.gov

ANNUAL STATEMENT OF NEED 30-DAY SUBSTITUTE and DESIGNATED SUBJECTS CAREER TECHNICAL EDUCATION 30-DAY SUBSTITUTE TEACHING PERMITS

INSTRUCTIONS TO THE EMPLOYER

This statement of need must be filed at the school district office each school year when employing holders of Emergency 30-Day Substitute Permits. The employing agency will complete a single statement of need form (below) and retain the form at the school district office.

The form must be completed annually, indicating that either no credentialed person is available or that those available are not deemed qualified for substitute teaching and details of the circumstances that necessitate the use of emergency permit holders rather than fully credentialed teachers.

This statement of need form does not require listing specific employees or their positions. The form must be signed by the superintendent of the employing school district. It does not need to be co-signed by the county superintendent of schools.

A copy of the form does not need to be submitted to the county or the Commission with each Emergency 30-Day Substitute Teaching Permit application; however, the county superintendent of schools, whose responsibilities include areas such as district payroll or district substitute placement, may request a copy of the district's statement of need form to accurately fulfill these duties.

County superintendent of schools offices employing holders of the Emergency 30-Day Substitute Teaching Permit are also required to annually file, at their office, this completed statement of need form. The county superintendent of schools will sign the form.

The Commission does not require that the school board approve the statement of need. The individual school district may establish its own policy regarding this matter.

References: California Education Code, Sections 44225 and 44300 and California Code of Regulations, Title 5, Sections 80023, 80025 and 80026

This form must be signed by either:

The district superintendent of schools and filed at the school district office if the holder of any Emergency 30-Day Substitute Teaching Permit will be employed as a substitute in a public school operated by a school district.

OR

The county superintendent of schools and filed at the county superintendent of schools' office if the holder of any Emergency 30-Day Substitute Teaching Permit will be employed as a substitute in a county-operated school.

Certification and Authorized Signature

The district superintendent of schools or the county superintendent of schools has reviewed the information contained in this statement of need and certifies one the following:

Either a credentialed person is not available or one or more credentialed persons are available, but are not deemed qualified by the district or county, as applicable, to serve as a day-to-day substitute teacher.

OR

The situation or circumstances that necessitate the use of an emergency permit holder are as follows:
(Attach additional sheets, if necessary.)

I hereby certify that all of the information contained in this statement of need is true and correct.

Signature of the District Superintendent *District* *Date*

Signature of the County Superintendent of Schools *County* *Date*

It is not necessary to submit this form to the Commission on Teacher Credentialing.

Thomas Addington

Superintendent
15783 18th Avenue
Lemoore, CA 93245

Telephone (559) 924-3405

Fax (559) 924-6983



Central Union School District
Lemoore, CA

Board Members

Dale Davidson
Jeffrey Gilcrease
Ceil Howe III
Sarah Strait

Central Union Elementary School District
District's Proposal Regarding Certificated Negotiations
2024

The Central Union Elementary School District is dedicated to fostering a constructive bargaining relationship with the Central Union Elementary Teachers' Association, ensuring a balance between employee needs and the District's operational and fiscal health.

The District places great importance on maintaining a positive, open, and transparent dialogue with all employees. We believe in collective responsibility and understanding. While negotiation matters are discussed 'at the table', it's imperative for members of the employee organization to comprehend the process and have access to transparent information regarding the District's fiscal positions concerning employee agreements.

We highly value our relationship with our employees and acknowledge their continuous contributions to our students' welfare. Our shared focus remains on enhancing student learning and ensuring every child's success.

As we embark on the successor agreement negotiations, we commit ourselves to the following ethical principles that will guide our process:

- Emphasis on Student Learning and Success
- Fiscal Responsibility
- Long-Term Stability
- Principled Relationship with Employee Bargaining Units

Ultimately, our objective is to achieve the most favorable contract, demonstrating our appreciation for our employees' invaluable contributions to student education while upholding District fiscal stewardship now and in the future.

We look forward to productive negotiations and a continued partnership in our shared mission of providing quality education to our students.

Article	Topic	Proposals
1	Agreement	<ul style="list-style-type: none"> ○ Three (3) Year closed agreement through 2027 school year, with annual reopening for salary and benefits
3	Definitions	<ul style="list-style-type: none"> ○ Discuss and review immediate family in light of SB 848
13	Sick Leave	<ul style="list-style-type: none"> ○ Eliminate language related to attendance incentive
34	Employee Benefits	<ul style="list-style-type: none"> ○ Evaluate fiscal positions in determining health benefits contribution increase ○ Clean up references to other articles
38	Salaries	<ul style="list-style-type: none"> ○ Evaluate fiscal positions and State Budget outlook in determining salary schedule adjustments
39	Extra-Curricular Duties	<ul style="list-style-type: none"> ○ 39.C.4, define/provide date when stipend is provided
40	Summer School, Saturday School, Intersession, Interventions	<ul style="list-style-type: none"> ○ Define and articulate the responsibilities of Districtwide Grade Lead Teacher
Appendix F	Certificated Personal Necessity Leave Form	<ul style="list-style-type: none"> ○ Clarify the number of unpaid short-term leave days allowable during calendar work year
<p>Throughout: Update and correct any references to dates which will encompass the term of the agreement</p>		

Thomas Addington

Superintendent
15783 18th Avenue
Lemoore, CA 93245

Telephone (559) 924-3405

Fax (559) 924-6983



Central Union School District
Lemoore, CA

Board Members

Dale Davidson
Jeffrey Gilcrease
Ceil Howe III
Sarah Strait

Central Union Elementary School District
District's Proposal Regarding Classified Negotiations
2024

The Central Union Elementary School District is dedicated to fostering a constructive bargaining relationship with the Central Union Classified Employees Association, ensuring a balance between employee needs and the District's operational and fiscal health.

The District places great importance on maintaining a positive, open, and transparent dialogue with all employees. We believe in collective responsibility and understanding. While negotiation matters are discussed 'at the table', it's imperative for members of the employee organization to comprehend the process and have access to transparent information regarding the District's fiscal positions concerning employee agreements.

We highly value our relationship with our employees and acknowledge their continuous contributions to our students' welfare. Our shared focus remains on enhancing student learning and ensuring every child's success.

As we embark on the successor agreement negotiations, we commit ourselves to the following ethical principles that will guide our process:

- Emphasis on Student Learning and Success
- Fiscal Responsibility
- Long-Term Stability
- Principled Relationship with Employee Bargaining Units

Ultimately, our objective is to achieve the most favorable contract, demonstrating our appreciation for our employees' invaluable contributions to student education while upholding District fiscal stewardship now and in the future.

We look forward to productive negotiations and a continued partnership in our shared mission of providing quality education to our students.

Article	Topic	Proposals
1	Agreement	<ul style="list-style-type: none"> ○ Three (3) Year closed agreement through 2027 school year, with annual reopening for salary and benefits
3	Recognition	<ul style="list-style-type: none"> ○ Update job title references for non-represented positions
7	Employee Benefits	<ul style="list-style-type: none"> ○ Evaluate fiscal positions in determining health benefits contribution increase
14	Hours of Employment and Overtime	<ul style="list-style-type: none"> ○ (14.5.2.1) Provide District authorization to assign coverage at a different site work location when substitute is unable to be secured
18	Holidays	<ul style="list-style-type: none"> ○ Incorporate MOU of December 30, 2022 outlining Juneteenth as official Holiday
28	Salary Schedules	<ul style="list-style-type: none"> ○ Evaluate fiscal positions and State Budget outlook in determining salary schedule adjustments
Attachment A	Personnel Necessity Form	<ul style="list-style-type: none"> ○ Clarify the number of unpaid short-term leave days allowable during calendar work year
<p>Throughout: Update and correct any references to dates which will encompass the term of the agreement</p>		

Thomas Addington
Superintendent

15783 18th Avenue
Lemoore, CA 93245
Telephone (559) 924-3405
Fax (559) 924-1153



Board Members
Dale Davidson
Jeffrey Gilcrease
Ceil Howe, III
Sarah Strait

To: Central Union School Board of Trustees
From: Tom Addington, Superintendent
Date: March 7, 2019

For Board Meeting

- | | |
|---|--|
| x | Action (Consent or New Business) |
| | Information |

Item:

Accept bid from AMS.NET as the lowest responsive bidder for services/items under the USAC:School and Library Division pending E-Rate funding for the 2023-2024 school year.

Rationale/Purpose:

The District is filing under the E-Rate program to secure funding for Access Points for WiFi connection at Stratford and Central and a core switch at all of our school campuses.

E-Rate is the commonly used name for the Schools and Libraries Program of the Universal Service Fund, which is administered by the Universal Service Administrative Company (USAC) under the direction of the Federal Communications Commission (FCC). The program provides discounts to assist schools and libraries in the United States to obtain affordable telecommunications and Internet access. It is one of four support programs funded through a Universal Service fee charged to companies that provide interstate and/or international telecommunications services.

Eligible schools & school districts may apply for funding under two categories of service: category one services to a school or library (telecommunications, telecommunications services and Internet access), and category two services that deliver Internet access within schools and libraries (internal connections, basic maintenance of internal connections, and managed internal broadband services). Discounts for support depend on the level of poverty (Degree of low SES status) and whether the school is located in an urban or rural area. The discounts range from 20 percent to 90 percent of the costs of eligible services. For our application, we are at a 28% rate, thus, for the overall bid, the District will be required to contribute the 28% amount toward our services.

The District provided bid notices through the USAC system and has reviewed and analyzed

all submissions based on the RFP.

The proposal from AMS.NET was the lowest responsive application and, thus, under procurement rules, is the awarded submission.

The execution of the agreement is dependent upon funding from USAC during the 2023-2024 school year. Minus federal funding, this agreement will not be honored, as it is tied to the federal funding provision.

Financial Analysis:

Overall cost based upon low bid ... \$153,812 with a District contribution of 28% (\$43,067) of overall bid pricing.

Recommendation:

Approve and accept AMS.NET for the Access Points for WiFi connection at Stratford and Central and a core switch at all of our school campuses.

Central Union Elementary School District

					Requested Services/Items (all)						
					Switches Included (1 Point)	Switch Configuration Included. (1 Point)	Wireless Access Points Included (1 Point)	Licensing Included (1 Point)	Detailed Equipment statement (1 Point)		TOTAL POINTS (See below notes for Legend)
Company	SPIN # provided	Submission Date	Complete Bid	Bid Issue / Comment	Yes/No	Yes/No	Yes/No	Yes/No	Yes/No	Bid (4 Points to Distribute)	
GigaKOM	143027209	2/20/24	Yes	Quoted both Meraki option and Cisco Non Meraki Branded option. The Meraki Option was higher than the comparable bids that also included licensing. The Cisco option does not have full Meraki Dashboard licenses.	Yes (1)	Yes (1)	Yes (1)	Yes (1)	Yes (1)	\$ 156,004 (3)	8 Points
CDW	143027209	2/28/24	No	No licensing for switches or access points included. No services included	Incomplete Bid (Yes)	Incomplete Bid (No)	Incomplete Bid (Yes)	Incomplete Bid (No)	Incomplete Bid (Yes)	\$ 122,382.00	Incomplete
AMS.net	14305880	2/24/24	Yes	Quoted option with Meraki-branded SFP+ and with 3rd party Meraki-compatible SFP+. Meraki-branded price shown.	Yes	Yes	Yes	Yes	Yes	\$ 153,812 (4)	10 Points
Computer Land CCT	143019847	2/6/24	No	No Services Included for install / config	Incomplete Bid (Yes)	Incomplete Bid (No)	Incomplete Bid (Yes)	Incomplete Bid (Yes)	Incomplete Bid (Yes)	\$ 166,740.00	Incomplete

The Vendor who attains the most points based on the above matrix will be awarded this bid.

A "Yes" in the above fields = 1 Point.

A "No" in the above fields = 0 Points.

Lowest Bid = 4 Points

2nd Lowest Bid = 3 Points

3rd Lowest Bid = 2 Points

Highest Bid = 1 Point

Incomplete Bids will not be tallied.



AMS.NET
Technology Solution Provider

PROPOSAL FOR:

**Central Union Elementary School District 101367
Network Upgrade (CUESD_INFR24)
E-RATE Year 27 (2024-2025)**

Original

PREPARED BY: Greg Jaramishian, Regional Sales Manager, AMS.NET



Table of Contents

Executive Summary	Section 1
Project Cost Summary and Quotes	Section 2
References	Section 3
Company Documents	Section 4



AMS.NET
Technology Solution Provider

Section 1



AMS.NET

Technology Solution Provider

**Central Union Elementary School District
E-RATE Year 27 (2024-2025)
Network Upgrade (CUESD_INFR24)**

AMS.NET, Inc. is Pleased to provide this bid response to this RFP for Network Upgrades. AMS.NET has read the RFP and it's clarification and is compliant with the bid requirements.

The Base Bid represented on quote Q-00075560, complies with the requirements of the bid. The Base bid amount is \$153,812.80.

AMS.NET has also, provided an alternate bid on quote Q-00077964 in the amount of \$147,500.15. The Alternate bid provide for an equivalent Optic, not a manufacturer optic, but the from E-Net systems. This change in optics is the only difference between the provided solutions.

AMS.NET is uniquely qualified to respond to this RFP, due to the proximity of the AMS.NET Office in Fresno, Ca. Local Engineering resources and project management.

AMS.NET references in the Kings County Area are Hanford Joint Union HSD, Lemoore Elementary School District, Lemoore High School District and Hanford Elementary SD.

Thank You for the Opportunity

Greg Jaramishian

**Greg Jaramishian
Regional Manager
gjaramishian@ams.net
(562) 236-5325**



AMS.NET
Technology Solution Provider

Section 2



AMS.NET
Technology Solution Provider

Base Bid



AMS.NET, Inc.
 502 Commerce Way, Livermore, CA 94551
 925-245-6100 • 925-245-6150 Fax
 www.ams.net

Customer Price Quote

Customer

Central Union School District
 15783 18th Ave
 Lemoore CA, 93245-9742 US
 ATTN: Jared Johnson

Ship To

Central Union School District
 15783 18th Ave
 Lemoore, CA 93245-9742
 ATTN: Jared Johnson

Quote Description

E-Rate 27 - Various - Meraki AP's & Switching (Base Bid)

Quote # #Q-00075560

Project #	100619
Modified	2/28/2024
Account Mgr.	Greg Jaramishian
AM Phone	(562) 236-5325
AM Email	gjaramishian@ams.net
Inside Account Mgr.	Ken Falconitin
IAM Phone	(925) 245-6119
IAM Email	kennethf@ams.net
Quote Exp.	1/5/2024

Item #	Item Description	Manufacturer	Qty	Unit Price	Extended Price
Meraki APs - No Labor					
1	CW91661-MR Catalyst 91661 AP (W6E, tri-band 4x4) w/MERAKI	Cisco Systems Inc.	64.00	\$1,028.07	\$65,796.48
2	LIC-ENT-5YR Meraki MR Ent License 5 Years	Cisco Systems Inc.	64.00	\$331.16	\$21,194.24

Meraki Switches

3	MS355-48X-HW Meraki MS355-L3 Stck Cld-Mngd 48GE, 16xmG UPOE Switch	Meraki, Inc.	4.00	\$9,792.64	\$39,170.56
4	LIC-MS355-48X-5YR Meraki MS355-48X Enterprise License and Support, 5 Year	Meraki, Inc.	4.00	\$1,988.69	\$7,954.76
5	MA-SFP-10GB-SR Preliminary US GPL - Meraki 10G Base SR Multi-Mode	Cisco Systems Inc.	16.00	\$517.87	\$8,285.92

Professional Services

	AMS-NI-LAN-MERAKI-EDGE-STACK Labor: Meraki Edge Switch Installation - Stackable	AMS.NET	4.00	\$600.00	\$2,400.00
--	---	---------	------	----------	------------



AMS.NET, Inc.
 502 Commerce Way, Livermore, CA 94551
 925-245-6100 • 925-245-6150 Fax
 www.ams.net

	AMS-NI-PM-FOC Labor: Project Manager (4 Sites)	AMS.NET	4.00	\$200.00	\$800.00
--	--	---------	------	----------	----------

AMS Freight					
8	AMS-FREIGHT Freight and Handling	None	1.00	\$0.00	\$0.00

Order Summary

Subtotal	\$145,601.96
Adjustment	\$0.00
Estimated Taxes	\$8,210.84
Total	\$153,812.80

Terms and Conditions

1. AMS.NET will require a Purchase Order referencing this Quote # or if a Purchase order is not provided, an authorized representative must sign this quote.

2. Payment terms are Net 30. An interest charge of 1.5% per month will be applied to all accounts past due, plus all costs of collection and reasonable attorneys fees. AMS.NET accepts all major credit cards. A convenience fee of 3.5% will be assessed. Customer agrees to accept multiple invoices for projects that cover multiple sales. In the event that a site's readiness is delayed by the customer, customer agrees to accept and pay invoices that reflect equipment and services already received.

3. Items sold by AMS.NET, Inc. and shipped to destinations in California are subject to sales tax. If an item is subject to sales tax in the state to which the order is shipped, tax is generally calculated on the total selling price of each individual item. In accordance with state tax laws, the total selling price of an order will generally include shipping and handling charges and item-level discounts. The amount of tax charged on your order will depend upon many factors including, but not limited to, the type of item(s) purchased, and the source and destination of the shipment. Factors can change between the time you place an order and the time an invoice is sent, which could affect the calculation of sales taxes. The amount appearing on your proposal as 'Estimated Sales Tax' may differ from the sales taxes ultimately charged. Shipping charges and sales tax will be added to this order when invoiced and the customer agrees to pay these charges.

4. All companies with tax exemption must present a valid Tax Exempt form. If Customer is tax exempt or if tax exempt form is not provided then customer agrees to pay all applicable taxes.

5. All shipments are FOB Origin or Pre-paid and shipped to Dock. Any Special shipping requirements must be clearly stated on all PO's (i.e. inside delivery). If inside Delivery or Lift-gate is required it must be specified and additional fees will incur. Shipping charges that appear on this quote are an estimate, AMS.NET will invoice and the customer will pay the actual shipping charge when identified.

6. Upon delivery of equipment, customer agrees to open all shipments and visually inspect equipment for physical damages. All damages must be reported to AMS.NET within 24 hours of delivery.

7. Returns will be accepted at AMS.NET discretion and are subject to manufacturer returns policies as well. Cisco and Meraki orders cannot be modified starting at 50 days prior to the current estimated ship date. Cisco and Meraki have a no return for credit RMA policy. Please make sure your order is accurate before AMS.NET places the order with the manufacturer. For returns to be approved all merchandise must be in an unopened box and the customer agrees to pay a restocking fee of 15% of the purchase price. Returns must be made within 15 Days of receipt. All shipments must have a valid RMA number from AMS.NET before returning. For RMA requests please contact Customer Service Department at (800) 893-3660 Ext. 6111. Email RMA requests should be directed to service@ams.net. A copy of AMS.NET's full RMA policy is available for review online at www.ams.net/services/procurement-and-financing/

8. The laws of the State of California will apply to this sale.

9. The term "installation date" means the first business day on which installation of the system is complete. Minor omissions or variances in performance of the System that do not materially or adversely affect the operation of the system, shall not be deemed to have postponed the Installation Date. Seller shall use its best efforts to make timely delivery and installation. However, all stated delivery and installation dates are approximate and except as expressly provided in this agreement, Seller shall, under no circumstance, be deemed to be in default hereunder or be liable for consequential, incidental or special damages or commercial loss resulting from delays in delivery or installation.

10. Warranties. AMS warrants to Customer that it has good title to the equipment being sold to Customer under this Agreement, and the right to sell such equipment to Customer free of liens or encumbrances. AMS further warrants to Customer that the equipment being sold to Customer hereunder shall be free from defects in workmanship for a warranty period of thirty (30) days commencing on the later date the equipment is delivered to Customer or the date upon which AMS completes performance of the services to be performed under this agreement (this warranty being hereinafter referred to as an "Installation Warranty"). Except as expressly set forth in this paragraph, AMS does not make, and hereby disclaims, any and all representations or warranties, express or implied, with respect to the equipment or services being provided under this agreement, including but not limited to any implied warranties of merchantability, fitness for a particular purpose, satisfactory quality, against infringement, or arising from a course of dealing, usage or trade practice. AMS shall reasonably cooperate and assist Customer in enforcing any manufacturer warranties with respect to the equipment being sold to Customer under this Agreement. AMS hereby advises Customer, and Customer acknowledges that in the event Customer desires to procure from AMS any warranty protection beyond the warranty of title and the Installation Warranty provided under this Paragraph, Customer may do so by entering into a separate Service Agreement with AMS.

Manufacturer's warranty that is guaranteed is whatever is published by the manufacturer at the time of purchase.

11. Cisco Cloud services purchased from AMS.NET requires customer to accept Cisco's Universal Cloud agreement located on Cisco Systems' Website. This Universal Cloud Agreement describes the rights and responsibilities related to the Cloud Service(s) you purchase from Cisco or an Approved Source and is between you and Cisco. The Universal Cloud Agreement includes the applicable Offer Description(s) located at www.cisco.com/go/cloudterms (collectively "Agreement"). By clicking 'accept,' or using the Cloud Service, you agree to the terms of this Agreement. If you do not have authority to enter into this Agreement, or if you do not agree with its terms, do not click 'accept' and do not use the Cloud Service. If you determine that you cannot comply with the terms of this Agreement after you have paid for the Cloud Service, you may terminate your access to the Cloud Service for a full refund provided you do so within thirty (30) days of your purchase.



AMS.NET, Inc.

502 Commerce Way, Livermore, CA 94551
925-245-6100 • 925-245-6150 Fax
www.ams.net

12. The final price of all labor in this quote is contingent upon the customer providing AMS.NET full site access, with keys or a dedicated escort, for a period of at least nine consecutive hours per working day. Any existing pathway being pulled through is assumed to be easily discoverable, and meeting BICSI standards, such as the fill ratio, lack of non-cabling material in the conduit, and appropriate number of LBs. Additionally, any interior wall penetrations are assumed to be drywall or a like material unless otherwise noted in the labor scope for this project. Any deviation from these assumptions may result in additional costs to the customer based on the time added to the project.

AMS.NET Tax ID: 94-3291626

C7 License: 763508

Please fax signed Quotation or Purchase Order to your AMS.NET account manager or to 925.245.6150. Full terms and conditions can be viewed on our website at www.ams.net/services/procurement-and-financing/

Authorized Signature: _____ Date: _____

Print Name: _____ Print Title: _____

SALES ORDER AGREEMENT E-RATE

THIS SALES ORDER AGREEMENT ("Agreement") is made and entered into on July 1st, 2024 and expiring September 30th, 2025, by and between AMS.NET, INC., a Delaware corporation ("AMS"), whose address is 502 Commerce Way, Livermore, CA 94551 and Central Union Elementary School District, an Education ("Customer"), whose address is 15783 - 18th Avenue, Lemoore, CA 93245.

- 1. Confirmation of Sales Order.** Customer hereby agrees to purchase from AMS, and AMS hereby agrees to sell to Customer, the multi-service networking equipment and services specified in the AMS price quote, customer purchase order, or other documentation attached hereto and labeled **Exhibit A**, the terms of which are hereby incorporated and made a part of this Agreement.

This agreement is contingent on E-rate funding.

Customer understands the equipment that was quoted in the ERate contract is non-returnable once it has been ordered and received.

- 2. Payment Terms and Taxes.** Upon written funding approval from the Schools and Libraries Division (SLD) of the **Universal Service Administrative Company (USAC)**, a sum representing the total utilized project cost minus the discount applied by the SLD and any items that are determined not E-rate eligible, shall be due to AMS.NET. A PO is required representing these items. Subsequent billing invoices for equipment and services provided under this Agreement shall be sent to Customer concurrently with the delivery of equipment and/or the provision of services, as the case may be. Customer is required to complete, sign, and return service certification form sent by SLD within 5 business days. All billing invoices shall be due and payable in full thirty (30) days after the date of billing (i.e., net 30 day payment terms), with the date of billing being the date indicated on the billing invoice. Customer shall pay any and all taxes based on or in any way computed with reference to the equipment and services being provided under this Agreement, (minus the discount applied by SLD) including but not limited to sales taxes but excluding taxes based on AMS's net income. Customer understands that they are responsible for costs incurred due to any unforeseen sales tax increases.
- 3. Installation Date.** The term "installation date" means the first business day on which installation of the system is complete. Minor omissions or variances in performance of the System that do not materially or adversely affect the operation of the system, shall not be deemed to have postponed the Installation Date. Seller shall use its best efforts to make timely delivery and installation. **HOWEVER, ALL STATED DELIVERY AND INSTALLATION DATES ARE APPROXIMATE AND EXCEPT AS EXPRESSLY PROVIDED IN THIS AGREEMENT, SELLER SHALL, UNDER NO CIRCUMSTANCE, BE DEEMED TO BE IN DEFAULT HEREUNDER OR BE LIABLE FOR CONSEQUENTIAL, INCIDENTAL OR SPECIAL DAMAGES OR COMMERCIAL LOSS RESULTING FROM DELAYS IN DELIVERY OR INSTALLATION.**
- 4. Change Management Procedures.** It may become necessary to amend this agreement for reasons including, but not limited to, the following:
 - Changes to scope of the work and/or specifications for the Services,
 - Changes to the Milestone Invoice Schedule,
 - Changes to the project schedule due to unavailability of resources which are beyond either party's control, and/or,
 - Environmental or architectural conditions not previously identified.

In the event either party desires to change this SOW, the following procedures shall apply:

- i.** The party requesting the change will deliver a "Change Request" to the other party (an example of which is provided in Appendix B). The Change Request will describe the nature of the change, the reason for the change, and the effect the change will have on the scope of work.
 - ii.** A change Request may be initiated either by Customer or by AMS for any changes to the SOW. The parties will evaluate the Change Request and negotiate in good faith the changes to the Services and additional fees, if required to implement the Change Request. If both parties agree to implement the Change Request, both parties will sign the Change Request, indicating the acceptance of the changes by the parties.
 - iii.** AMS shall require a schedule extension of Services of up to thirty (30) Business Days for any personnel Change Request made by Customer.
 - iv.** Upon Execution of the Change Request, said Change Request will be incorporated into, and made part of, this SOW.
 - v.** AMS is under no obligation to proceed with the Change Request until such time as the Change Request has been agreed upon in writing by both parties.
- 5. Warranties.** AMS warrants to Customer that it has good title to the equipment being sold to Customer under this Agreement, and the right to sell such equipment to Customer free of liens or encumbrances. AMS further warrants to Customer that the equipment being sold to Customer hereunder shall be free from defects and workmanship for a warranty period of thirty (30) days commencing on the later of the date the equipment is delivered to Customer or the date upon which AMS completes performance of the services to be performed under this Agreement (this warranty being hereinafter referred to as an "Installation Warranty"). **EXCEPT AS EXPRESSLY SET FORTH IN THIS PARAGRAPH, AMS DOES NOT MAKE, AND HEREBY DISCLAIMS, ANY AND ALL REPRESENTATIONS OR WARRANTIES, EXPRESSED OR IMPLIED, WITH RESPECT TO THE EQUIPMENT OR SERVICES BEING PROVIDED UNDER THIS AGREEMENT, INCLUDING BUT NOT LIMITED TO ANY IMPLIED WARRANTIES OF MERCHANTABILITY, FITNESS FOR A PARTICULAR PURPOSE, SATISFACTORY QUALITY, AGAINST INFRINGEMENT, OR ARISING FROM A COURSE OF DEALING, USAGE OR TRADE PRACTICE.** AMS shall reasonably cooperate and assist Customer in enforcing any manufacturer warranties with respect to the equipment being sold to Customer under this Agreement. AMS hereby advises Customer, and Customer acknowledges that in the event Customer desires to procure from AMS any warranty protection beyond the warranty of title and the Installation Warranty provided under this Paragraph, Customer may do so by entering into a separate Service Agreement with AMS.

Manufacturer's warranty that is guaranteed is whatever is published by the manufacturer at the time of purchase.

- 6. Return for Credit Policy.** Merchandise must be returned within 30 days in unopened original packaging. An RMA number must be requested prior to the return and accompany the equipment when it is received.

7. **Limitation of Liability.** In no event shall AMS be liable to Customer for:
- Any indirect, special or consequential damages or lost profits arising out of or related to this Agreement or AMS's performance or breach thereof, even if AMS has been advised of the possibility of any such damages or losses; or,
 - Any damages resulting from or related to any failure or delay of AMS in the delivery or installation of equipment or the performance of installation or maintenance services (if any).
 - Notwithstanding any other provision of this Agreement, all liability of AMS and its suppliers under this Agreement or otherwise shall be limited to the money paid to AMS under this Agreement. This limitation of liability is cumulative and not per incident.
8. **Attorneys' Fees.** If any legal action is necessary to enforce terms of this Agreement, the prevailing party shall be entitled to recover from the other party its reasonable attorneys' fees and costs in addition to any other relief to which the prevailing party may be entitled.
9. **Governing Law.** This Agreement shall be governed by and construed in accordance with the laws of the State of California.
10. **Entire Agreement.** This Agreement, together with any price quotes or purchase orders attached hereto as **Exhibit A**, is the complete and exclusive statement of the mutual understanding of the parties with respect to the subject matter of this Agreement, supersedes and cancels any prior understanding, communications or agreements of the parties with respect to the subject matter of this Agreement, and may be amended or supplemented only by a writing signed by both parties.
11. **Risk of loss.** Seller shall bear all risk of loss or damage to components of the system while they are in transit to the Customer and until deliver to the premises. Thereafter, such risk of loss shall be done by Customer, except for loss caused by the negligence of Seller or its employees
12. **Default.** If Customer shall fail to pay or cause payment of any sum owing to Seller hereunder when due, then, in addition to all other remedies available to Seller at law or equity or under other provisions of this Agreement and not in limitation thereof, Seller may, until said sum is paid in full, collect interest on the sum then owing at the rate of 18% per annum from the date of the last installment due date until such default

by the Customer has been cured. It is expressly agreed and understood that in no event shall the aggregate interest charges under the provisions of this paragraph exceed the maximum rate of interest that could be charged under applicable state law.

Should either party institute legal action to enforce its rights under this agreement, the venue shall be in Alameda County, State of California, and the prevailing party in such action shall be entitled to recover reasonable attorney fees and costs.

13. **Force majeure.** The obligations of Seller hereunder shall be suspended to the extent and for the period of time that is hindered or prevented from performing because of labor disturbances, strikes and lockouts, acts of God, fires, storms, water, unreasonable delays in transportation, governmental action, failure of suppliers, and or any other cause beyond Seller's control.
14. **Assignment.** Seller shall have the right to assign Sellers obligations; however, Seller shall remain liable to Customer for the performance of Seller's obligations under the terms of this agreement.
15. **Customer to provide.** Customer shall, as specified by Seller provide appropriate environmental conditions, necessary commercial power and facilities for the System, access to the premises, and if required by local law, conduit and or special fire retarding cabling. Customer shall pay all charges for telephone trunk lines, in the room system is to be installed, if applicable as well as extensions and equipment for the installation of the system.
16. **Representation of Customer.** Customer warrants and represents that Customer has been duly authorized by all necessary corporate and other action of Customer and Customer's execution of this Agreement will not violate any provision of law or its Articles of Incorporation or Bylaws, or result in the breach of any agreement to which Customer is a party.
17. **Notices.** All notices required or permitted to be given under the Agreement may be given by either party to the other by depositing same in the United States Mail with first class postage prepaid or by fax. Until changed by written notice, such notices shall be direct to Seller at the address that appears at the beginning of this Agreement and Customer at the premises.

IN WITNESS WHEREOF, AMS and Customer have executed this Agreement as of the date first set forth above.

"AMS:"

AMS.NET, Inc.,
a Delaware Corporation

By: _____
Diana Monaghan, Secretary

"Customer:"

Central Union Elementary School District,
a Education Customer

By: _____
Its: _____

EXHIBIT A

Quote Number
Q-00075560

Description
Base Bid Network Upgrade (CUESD_INFR24)

Total \$
\$153,812.80

Total Investment \$153,812.80

Customer Initials



AMS.NET
Technology Solution Provider

Alternate Bid



AMS.NET, Inc.
 502 Commerce Way, Livermore, CA 94551
 925-245-6100 • 925-245-6150 Fax
 www.ams.net

Customer Price Quote

Customer

Central Union School District
 15783 18th Ave
 Lemoore CA, 93245-9742 US
 ATTN: Jared Johnson

Ship To

Central Union School District
 15783 18th Ave
 Lemoore, CA 93245-9742
 ATTN: Jared Johnson

Quote Description

E-Rate 27 - Various - Meraki AP's & Switching (ALT)

Quote #	#Q-00077964
Project #	100619
Modified	2/28/2024
Account Mgr.	Greg Jaramishian
AM Phone	(562) 236-5325
AM Email	gjaramishian@ams.net
Inside Account Mgr.	Ken Falconitin
IAM Phone	(925) 245-6119
IAM Email	kennethf@ams.net
Quote Exp.	3/28/2024

Line	Item Description	Manufacturer	Qty	Unit Price	Extended Price
Meraki APs - No Labor					
1	CW9166I-MR Catalyst 9166I AP (W6E, tri-band 4x4) w/MERAKI	Cisco Systems Inc.	64.00	\$1,028.07	\$65,796.48
2	LIC-ENT-5YR Meraki MR Ent License 5 Years	Cisco Systems Inc.	64.00	\$331.16	\$21,194.24

Meraki Switches					
3	MS355-48X-HW Meraki MS355-L3 Stck Cld-Mngd 48GE, 16xmG UPOE Switch	Meraki, Inc.	4.00	\$9,792.64	\$39,170.56
4	LIC-MS355-48X-5YR Meraki MS355-48X Enterprise License and Support, 5 Year	Meraki, Inc.	4.00	\$1,988.69	\$7,954.76
5	MA-SFP-10GB-SR-ENC eNET - 10GBASE-SR SFP+ 850nm 300m w/DOM Multimode Duplex LC Meraki Compatible	eNet Components	16.00	\$150.00	\$2,400.00

Professional Services					
	AMS-NI-LAN-MERAKI-EDGE-STACK Labor: Meraki Edge Switch Installation - Stackable	AMS.NET	4.00	\$600.00	\$2,400.00



AMS.NET, Inc.
 502 Commerce Way, Livermore, CA 94551
 925-245-6100 • 925-245-6150 Fax
 www.ams.net

7	AMS-NI-PM-FOC Labor: Project Manager (4 Sites)	AMS.NET	4.00	\$200.00	\$800.00
---	--	---------	------	----------	----------

AMS Freight					
8	AMS-FREIGHT Freight and Handling	None	1.00	\$0.00	\$0.00

Order Summary

Subtotal	\$139,716.04
Adjustment	\$0.00
Estimated Taxes	\$7,784.11
Total	\$147,500.15

Terms and Conditions

1. AMS.NET will require a Purchase Order referencing this Quote # or if a Purchase order is not provided, an authorized representative must sign this quote.

2. Payment terms are Net 30. An interest charge of 1.5% per month will be applied to all accounts past due, plus all costs of collection and reasonable attorneys fees. AMS.NET accepts all major credit cards. A convenience fee of 3.5% will be assessed. Customer agrees to accept multiple invoices for projects that cover multiple sales. In the event that a site's readiness is delayed by the customer, customer agrees to accept and pay invoices that reflect equipment and services already received.

3. Items sold by AMS.NET, Inc. and shipped to destinations in California are subject to sales tax. If an item is subject to sales tax in the state to which the order is shipped, tax is generally calculated on the total selling price of each individual item. In accordance with state tax laws, the total selling price of an order will generally include shipping and handling charges and item-level discounts. The amount of tax charged on your order will depend upon many factors including, but not limited to, the type of item(s) purchased, and the source and destination of the shipment. Factors can change between the time you place an order and the time an invoice is sent, which could affect the calculation of sales taxes. The amount appearing on your proposal as 'Estimated Sales Tax' may differ from the sales taxes ultimately charged. Shipping charges and sales tax will be added to this order when invoiced and the customer agrees to pay these charges.

4. All companies with tax exemption must present a valid Tax Exempt form. If Customer is tax exempt or if tax exempt form is not provided then customer agrees to pay all applicable taxes.

5. All shipments are FOB Origin or Pre-paid and shipped to Dock. Any Special shipping requirements must be clearly stated on all PO's (i.e. inside delivery). If inside Delivery or Lift-gate is required it must be specified and additional fees will incur. Shipping charges that appear on this quote are an estimate, AMS.NET will invoice and the customer will pay the actual shipping charge when identified.

6. Upon delivery of equipment, customer agrees to open all shipments and visually inspect equipment for physical damages. All damages must be reported to AMS.NET within 24 hours of delivery.

7. Returns will be accepted at AMS.NET discretion and are subject to manufacturer returns policies as well. Cisco and Meraki orders cannot be modified starting at 50 days prior to the current estimated ship date. Cisco and Meraki have a no return for credit RMA policy. Please make sure your order is accurate before AMS.NET places the order with the manufacturer. For returns to be approved all merchandise must be in an unopened box and the customer agrees to pay a restocking fee of 15% of the purchase price. Returns must be made within 15 Days of receipt. All shipments must have a valid RMA number from AMS.NET before returning. For RMA requests please contact Customer Service Department at (800) 893-3660 Ext. 6111. Email RMA requests should be directed to service@ams.net A copy of AMS.NET's full RMA policy is available for review online at www.ams.net/services/procurement-and-financing/

8. The laws of the State of California will apply to this sale.

9. The term "installation date" means the first business day on which installation of the system is complete. Minor omissions or variances in performance of the System that do not materially or adversely affect the operation of the system, shall not be deemed to have postponed the Installation Date. Seller shall use its best efforts to make timely delivery and installation. However, all stated delivery and installation dates are approximate and except as expressly provided in this agreement, Seller shall, under no circumstance, be deemed to be in default hereunder or be liable for consequential, incidental or special damages or commercial loss resulting from delays in delivery or installation.

10. Warranties. AMS warrants to Customer that it has good title to the equipment being sold to Customer under this Agreement, and the right to sell such equipment to Customer free of liens or encumbrances. AMS further warrants to Customer that the equipment being sold to Customer hereunder shall be free from defects in workmanship for a warranty period of thirty (30) days commencing on the later date the equipment is delivered to Customer or the date upon which AMS completes performance of the services to be performed under this agreement (this warranty being hereinafter referred to as an "Installation Warranty"). Except as expressly set forth in this paragraph, AMS does not make, and hereby disclaims, any and all representations or warranties, express or implied, with respect to the equipment or services being provided under this agreement, including but not limited to any implied warranties of merchantability, fitness for a particular purpose, satisfactory quality, against infringement, or arising from a course of dealing, usage or trade practice. AMS shall reasonably cooperate and assist Customer in enforcing any manufacturer warranties with respect to the equipment being sold to Customer under this Agreement. AMS hereby advises Customer, and Customer acknowledges that in the event Customer desires to procure from AMS any warranty protection beyond the warranty of title and the Installation Warranty provided under this Paragraph, Customer may do so by entering into a separate Service Agreement with AMS.

Manufacturer's warranty that is guaranteed is whatever is published by the manufacturer at the time of purchase.

11. Cisco Cloud services purchased from AMS.NET requires customer to accept Cisco's Universal Cloud agreement located on Cisco Systems' Website. This Universal Cloud Agreement describes the rights and responsibilities related to the Cloud Service(s) you purchase from Cisco or an Approved Source and is between you and Cisco. The Universal Cloud Agreement includes the applicable Offer Description(s) located at www.cisco.com/go/cloudterms (collectively "Agreement"). By clicking 'accept,' or using the Cloud Service, you agree to the terms of this Agreement. If you do not have authority to enter into this Agreement, or if you do not agree with its terms, do not click 'accept' and do not use the Cloud Service. If you determine that you cannot comply with the terms of this Agreement after you have paid for the Cloud Service, you may terminate your access to the Cloud Service for a full refund provided you do so within thirty (30) days of your purchase.



AMS.NET
Technology Solution Provider

AMS.NET, Inc.

502 Commerce Way, Livermore, CA 94551
925-245-6100 • 925-245-6150 Fax
www.ams.net

12. The final price of all labor in this quote is contingent upon the customer providing AMS.NET full site access, with keys or a dedicated escort, for a period of at least nine consecutive hours per working day. Any existing pathway being pulled through is assumed to be easily discoverable, and meeting BICSI standards, such as the fill ratio, lack of non-cabling material in the conduit, and appropriate number of LBs. Additionally, any interior wall penetrations are assumed to be drywall or a like material unless otherwise noted in the labor scope for this project. Any deviation from these assumptions may result in additional costs to the customer based on the time added to the project.

AMS.NET Tax ID: 94-3291626

C7 License: 763508

Please fax signed Quotation or Purchase Order to your AMS.NET account manager or to 925.245.6150. Full terms and conditions can be viewed on our website at www.ams.net/services/procurement-and-financing/

Authorized Signature: _____ Date: _____

Print Name: _____ Print Title: _____

SALES ORDER AGREEMENT E-RATE

THIS SALES ORDER AGREEMENT ("Agreement") is made and entered into on July 1st, 2024 and expiring September 30th, 2025, by and between AMS.NET, INC., a Delaware corporation ("AMS"), whose address is 502 Commerce Way, Livermore, CA 94551 and Central Union Elementary School District, an Education ("Customer"), whose address is 15783 - 18th Avenue, Lemoore, CA 93245.

1. **Confirmation of Sales Order.** Customer hereby agrees to purchase from AMS, and AMS hereby agrees to sell to Customer, the multi-service networking equipment and services specified in the AMS price quote, customer purchase order, or other documentation attached hereto and labeled **Exhibit A**, the terms of which are hereby incorporated and made a part of this Agreement.

This agreement is contingent on E-rate funding.

Customer understands the equipment that was quoted in the ERate contract is non-returnable once it has been ordered and received.

2. **Payment Terms and Taxes.** Upon written funding approval from the Schools and Libraries Division (SLD) of the **Universal Service Administrative Company (USAC)**, a sum representing the total utilized project cost minus the discount applied by the SLD and any items that are determined not E-rate eligible, shall be due to AMS.NET. A PO is required representing these items. Subsequent billing invoices for equipment and services provided under this Agreement shall be sent to Customer concurrently with the delivery of equipment and/or the provision of services, as the case may be. Customer is required to complete, sign, and return service certification form sent by SLD within 5 business days. All billing invoices shall be due and payable in full thirty (30) days after the date of billing (i.e., net 30 day payment terms), with the date of billing being the date indicated on the billing invoice. Customer shall pay any and all taxes based on or in any way computed with reference to the equipment and services being provided under this Agreement, (minus the discount applied by SLD) including but not limited to sales taxes but excluding taxes based on AMS's net income. Customer understands that they are responsible for costs incurred due to any unforeseen sales tax increases.
3. **Installation Date.** The term "installation date" means the first business day on which installation of the system is complete. Minor omissions or variances in performance of the System that do not materially or adversely affect the operation of the system, shall not be deemed to have postponed the Installation Date. Seller shall use its best efforts to make timely delivery and installation. **HOWEVER, ALL STATED DELIVERY AND INSTALLATION DATES ARE APPROXIMATE AND EXCEPT AS EXPRESSLY PROVIDED IN THIS AGREEMENT, SELLER SHALL, UNDER NO CIRCUMSTANCE, BE DEEMED TO BE IN DEFAULT HEREUNDER OR BE LIABLE FOR CONSEQUENTIAL, INCIDENTAL OR SPECIAL DAMAGES OR COMMERCIAL LOSS RESULTING FROM DELAYS IN DELIVERY OR INSTALLATION.**
4. **Change Management Procedures.** It may become necessary to amend this agreement for reasons including, but not limited to, the following:
- Changes to scope of the work and/or specifications for the Services,
 - Changes to the Milestone Invoice Schedule,
 - Changes to the project schedule due to unavailability of resources which are beyond either party's control, and/or,
 - Environmental or architectural conditions not previously identified.

In the event either party desires to change this SOW, the following procedures shall apply:

- i. The party requesting the change will deliver a "Change Request" to the other party (an example of which is provided in Appendix B). The Change Request will describe the nature of the change, the reason for the change, and the effect the change will have on the scope of work.
 - ii. A change Request may be initiated either by Customer or by AMS for any changes to the SOW. The parties will evaluate the Change Request and negotiate in good faith the changes to the Services and additional fees, if required to implement the Change Request. If both parties agree to implement the Change Request, both parties will sign the Change Request, indicating the acceptance of the changes by the parties.
 - iii. AMS shall require a schedule extension of Services of up to thirty (30) Business Days for any personnel Change Request made by Customer.
 - iv. Upon Execution of the Change Request, said Change Request will be incorporated into, and made part of, this SOW.
 - v. AMS is under no obligation to proceed with the Change Request until such time as the Change Request has been agreed upon in writing by both parties.
5. **Warranties.** AMS warrants to Customer that it has good title to the equipment being sold to Customer under this Agreement, and the right to sell such equipment to Customer free of liens or encumbrances. AMS further warrants to Customer that the equipment being sold to Customer hereunder shall be free from defects and workmanship for a warranty period of thirty (30) days commencing on the later of the date the equipment is delivered to Customer or the date upon which AMS completes performance of the services to be performed under this Agreement (this warranty being hereinafter referred to as an "Installation Warranty"). **EXCEPT AS EXPRESSLY SET FORTH IN THIS PARAGRAPH, AMS DOES NOT MAKE, AND HEREBY DISCLAIMS, ANY AND ALL REPRESENTATIONS OR WARRANTIES, EXPRESSED OR IMPLIED, WITH RESPECT TO THE EQUIPMENT OR SERVICES BEING PROVIDED UNDER THIS AGREEMENT, INCLUDING BUT NOT LIMITED TO ANY IMPLIED WARRANTIES OF MERCHANTABILITY, FITNESS FOR A PARTICULAR PURPOSE, SATISFACTORY QUALITY, AGAINST INFRINGEMENT, OR ARISING FROM A COURSE OF DEALING, USAGE OR TRADE PRACTICE.** AMS shall reasonably cooperate and assist Customer in enforcing any manufacturer warranties with respect to the equipment being sold to Customer under this Agreement. AMS hereby advises Customer, and Customer acknowledges that in the event Customer desires to procure from AMS any warranty protection beyond the warranty of title and the Installation Warranty provided under this Paragraph, Customer may do so by entering into a separate Service Agreement with AMS.

Manufacturer's warranty that is guaranteed is whatever is published by the manufacturer at the time of purchase.

6. **Return for Credit Policy.** Merchandise must be returned within 30 days in unopened original packaging. An RMA number must be requested prior to the return and accompany the equipment when it is received.

- 7. **Limitation of Liability.** In no event shall AMS be liable to Customer for:
 - a. Any indirect, special or consequential damages or lost profits arising out of or related to this Agreement or AMS's performance or breach thereof, even if AMS has been advised of the possibility of any such damages or losses; or
 - b. Any damages resulting from or related to any failure or delay of AMS in the delivery or installation of equipment or the performance of installation or maintenance services (if any).
 - c. Notwithstanding any other provision of this Agreement, all liability of AMS and its suppliers under this Agreement or otherwise shall be limited to the money paid to AMS under this Agreement. This limitation of liability is cumulative and not per incident.
- 8. **Attorneys' Fees.** If any legal action is necessary to enforce terms of this Agreement, the prevailing party shall be entitled to recover from the other party its reasonable attorneys' fees and costs in addition to any other relief to which the prevailing party may be entitled.
- 9. **Governing Law.** This Agreement shall be governed by and construed in accordance with the laws of the State of California.
- 10. **Entire Agreement.** This Agreement, together with any price quotes or purchase orders attached hereto as **Exhibit A**, is the complete and exclusive statement of the mutual understanding of the parties with respect to the subject matter of this Agreement, supersedes and cancels any prior understanding, communications or agreements of the parties with respect to the subject matter of this Agreement, and may be amended or supplemented only by a writing signed by both parties.
- 11. **Risk of loss.** Seller shall bear all risk of loss or damage to components of the system while they are in transit to the Customer and until deliver to the premises. Thereafter, such risk of loss shall be done by Customer, except for loss caused by the negligence of Seller or its employees
- 12. **Default.** If Customer shall fail to pay or cause payment of any sum owing to Seller hereunder when due, then, in addition to all other remedies available to Seller at law or equity or under other provisions of this Agreement and not in limitation thereof, Seller may, until said sum is paid in full, collect interest on the sum then owing at the rate of 18% per annum from the date of the last installment due date until such default

by the Customer has been cured. It is expressly agreed and understood that in no event shall the aggregate interest charges under the provisions of this paragraph exceed the maximum rate of interest that could be charged under applicable state law.

Should either party institute legal action to enforce its rights under this agreement, the venue shall be in Alameda County, State of California, and the prevailing party in such action shall be entitled to recover reasonable attorney fees and costs.

- 13. **Force majeure.** The obligations of Seller hereunder shall be suspended to the extent and for the period of time that is hindered or prevented from performing because of labor disturbances, strikes and lockouts, acts of God, fires, storms, water, unreasonable delays in transportation, governmental action, failure of suppliers, and or any other cause beyond Seller's control.
- 14. **Assignment.** Seller shall have the right to assign Sellers obligations; however, Seller shall remain liable to Customer for the performance of Seller's obligations under the terms of this agreement.
- 15. **Customer to provide.** Customer shall, as specified by Seller provide appropriate environmental conditions, necessary commercial power and facilities for the System, access to the premises, and if required by local law, conduit and or special fire retarding cabling. Customer shall pay all charges for telephone trunk lines, in the room system is to be installed, if applicable as well as extensions and equipment for the installation of the system.
- 16. **Representation of Customer.** Customer warrants and represents that Customer has been duly authorized by all necessary corporate and other action of Customer and Customer's execution of this Agreement will not violate any provision of law or its Articles of Incorporation or Bylaws, or result in the breach of any agreement to which Customer is a party.
- 17. **Notices.** All notices required or permitted to be given under the Agreement may be given by either party to the other by depositing same in the United States Mail with first class postage prepaid or by fax. Until changed by written notice, such notices shall be direct to Seller at the address that appears at the beginning of this Agreement and Customer at the premises.

IN WITNESS WHEREOF, AMS and Customer have executed this Agreement as of the date first set forth above.

"AMS:"

AMS.NET, Inc.,
a Delaware Corporation

By: _____
Diana Monaghan, Secretary

"Customer:"

Central Union Elementary School District,
a Education Customer

By: _____
Its: _____

EXHIBIT A

<u>Quote Number</u>	<u>Description</u>	<u>Total \$</u>
Q-00077964	Base Bid Network Upgrade (CUESD_INFR24)	\$147,500.15

Total Investment \$147,500.15

Customer Initials



AMS.NET
Technology Solution Provider

Section 3



AMS.NET

Technology Solution Provider

PROJECT REFERENCES

Project Summaries

Name of Organization: Los Gatos Union School District

Address: 17010 Roberts Rd., Los Gatos, CA 95032

Contact Person: Matt Mullikin

Email/Phone: mmullikin@lgusd.org, (408) 335-2378

Network & Fiber Upgrade Project

Original contract amount: \$771,000.00

Contract start date: November 2020

Final completion date: June 2021

Los Gatos Union School District leveraged the 1st round of Cares Act funding during the 2020 pandemic and partnered with AMS.NET to complete an ongoing phased network upgrade that was going to wait until the next E-Rate funding cycle. The district had decided to bring all of the students and staff back in February of 2021 but the network environment was not ready to handle to influx of additional devices and bandwidth requirements needed to properly run the business of educating student in the new world we were living in. The most important part of this project was also the most time consuming as the entire fiber optic network needed to be upgraded at all 5 of their school sites to single mode.

AMS.NET worked intimately with the district to define a project plan to get this portion of the project completed with enough time to get key components of the network in place to support 10GB a crossed the network. Once this was completed, we were able to deploy the rest of the project in a normal manner. The project consisted of IDF cabinet upgrades to support the new networking and UPS equipment along with additional Category 6 structured cabling runs to support their new wireless access point locations. Each sites network was fully upgraded with Meraki using MS355's for the access switching and both MR56 / 74's for the wireless infrastructure. The district purchased a 5-year Meraki subscription for management of the environment and for peace of mind since there would be no recurring costs until year 6.

Name of Organization: Pleasanton Unified School District

Address: 4750 First Street, Pleasanton, CA 94566

Contact Person: Robert Torres

Email/Phone: rtorres@pleasantonusd.net, (925) 596-9660

Network Refresh

Original contract amount: \$8,600,000.00

Contract start date: April 2020

Final completion date: March 2022

E-Rate Site Billed Entity Number (BEN)- 144214

Project was partially funded with E-Rate and the remaining covered by bond funds.



AMS.NET

Technology Solution Provider

PROJECT REFERENCES

Project Summaries *(Continued)*

Pleasanton Unified School District *(Continued)*

Project Description:

- Project included district wide Cisco VOIP deployment with InformaCast paging integration. The District is currently using Cisco collaboration to connect their sites and staff. InformaCast is currently being used through IP speakers and IP phones for mass notification, emergency notification, bell schedules and 911 call tracking.
- Pleasanton Unified School District had not refreshed the switching network in over 10 years and were running a 1G backbone at all school sites. Through use of a local Bond and E-Rate year 22 funding, PUSD was able to completely update the wired network to establish a 40G LAN at each school utilizing a Brocade/Ruckus architecture. To enable the new architecture, a completely new fiber infrastructure needed to be installed to replace the existing multi-mode fiber plant. PUSD worked with AMS.NET to architect a 40G solution that had multi-rate ports in the ToR switches and PoE+ to all ports. This met the Districts 7-10 year architecture goals.
- Prior to E-Rate 23, PUSD asked AMS.NET to provide POC trials with a number of different wireless manufacturers. AMS.NET provided POC hardware and setup assistance for Ruckus and Meraki solutions. In the end, a Meraki solution was chosen by the District. AMS.NET performed extensive site walks at all of the District sites, and along with District staff determined what deployment strategy best served the District's needs. AMS.NET proposed 802.11 AX wireless access points in indoor and outdoor models, providing wireless service to all locations across every campus in the District. AMS.NET proposed to place one access point in every classroom and learning area of each site. Outdoor wireless access points were placed in locations that cover blacktops and play areas and were installed in vandal proof enclosures in order to protect the Districts investment in hardware.

Name of Organization: San Rafael City Schools

Address: 310 Nova Albion Way, San Rafael, CA 94903

Contact Person: Noel Matthias

Email/Phone: nmatthias@srcs.org, (415) 485-2321

Cisco Wired & Wireless Networking

Original contract amount: \$2,500,000.00

Contract start date: June 2018

Final completion date: Ongoing

San Rafael City Schools serve a diverse community of over 8,000 students and 700 staff users over 3 high schools, 2 middle schools, 7 elementary schools, 3 non-instructional sites. AMS.NET worked with SRCS through budget challenges to incrementally upgrade their wired and wireless network through multiple E-Rate cycles and bond funding. SRCS utilized the SPURR contract for E-Rate and the FOCUS contract for all other purchases as part of this project.



AMS.NET

Technology Solution Provider

PROJECT REFERENCES

Project Summaries *(Continued)*

San Rafael City Schools *(Continued)*

The scope of the project includes:

- Cisco C6800 core switches at both high school data centers for a fully-redundant network and data center core
- Cisco C9300 for LAN cores at each school site
- Cisco Meraki MS425 for LAN fiber aggregation
- Cisco Meraki MS390 and MS250 to provide full PoE and mGig access
- Cisco Meraki WiFi 6 indoor and outdoor APs to support 1:1 wireless

Name of Organization: Tracy Unified School District

Address: 1975 W Lowell Ave., Tracy, CA 95376

Contact Person: Tom Quiambao

Email/Phone: tquiambao@tusd.net, (209) 830-3282 ext. 1940

Networking Switching Upgrade Project

Original contract amount: \$800,000.00

Contract start date: June 2020

Final completion date: December 2020

E-Rate Site Billed Entity Number (BEN)- 144421

Tracy Unified School District was in the process of annually replacing portions of their end-of-life (EOL) switching hardware, and E-Rate 22 was the last batch of switches that needed to be replaced before the EOL date had been reached. TUSD and AMS.NET worked together to define a concise list of the remaining hardware and provided the switches and interconnect to complete the switch refresh. AMS.NET provided template configurations for each switch and assisted Tracy USD in the configuration and deployment of all hardware.

The last item that needed to be address for TUSD was the core and data center switching infrastructure. The existing core was coming to its EOL date and the District needed assistance planning for a core upgrade. One of the biggest issues faced was the cabling plant for the data center switching terminated at the core switch, and a 7 slot core switch was overloaded with connections making daily maintenance and administration very difficult.

AMS.NET proposed ToR switches in the data center with 100G uplinks to the new core switch, reducing the amount of physical connections into the new core switch by half. The core switch was replaced utilizing a smaller chassis and fewer blades to accomplish the same goal. This implementation also offered TUSD an opportunity to deploy Cisco DNA in their environment. AMS.NET worked with Cisco and TUSD to provide a base installation of Cisco DNA that will continue to grow into the future.



AMS.NET

Technology Solution Provider

PROJECT REFERENCES

Project Summaries *(Continued)*

Tracy Unified School District *(Continued)*

The scope of the project included:

- DNA Center – In keeping with the established technology roadmap, Tracy USD along with AMS.NET have begun to implement Cisco DNA Center to enable Assurance across the wired and wireless infrastructure. This is the first stage in establishing a zero-trust environment which is a primary focus and business driver within the District.
- PAN Cortex and DNS – Broadened the security fabric to include Palo Alto Networks Cortex and DNS security applications to provide best in class endpoint security and intelligence.
- Wireless - AMS.NET performed extensive site walks at District identified sites, and along with District staff determined what deployment strategy best served the District's needs. AMS.NET proposed 802.11 AX wireless access points in indoor and outdoor models, providing wireless service to all locations across every campus in the District. AMS.NET proposed to place one access point in every classroom and learning area of each site. Outdoor wireless access points were placed in locations that cover blacktops and play areas and were installed in vandal proof enclosures in order to protect the District's investment in hardware.



AMS.NET
Technology Solution Provider

Section 4



AMS.NET

Technology Solution Provider

ABOUT US

About Us

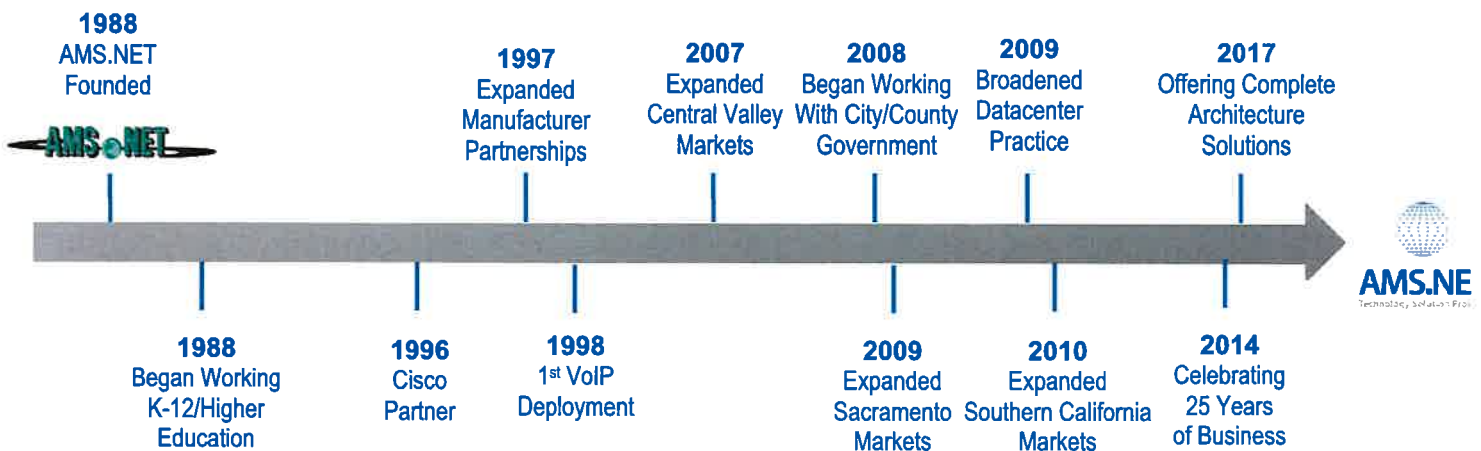
AMS.NET is an innovative technology solution provider delivering business outcomes to organizations for more than 30 years. The company was established more than two decades ago to provide technical support to local school districts in California. Today, AMS.NET provides education, local government and businesses a comprehensive technology solution including design, implementation and support services.

With a consultative approach, consideration is taken to understanding technology requirements, existing equipment, industry, growth plan and budget. Leveraging proven and emerging technologies through leading manufacturers, AMS.NET's certified engineers' architect a solution that supports your initiatives and allows for future growth.

Prior to implementation, we can provide complete structured wiring services and post deployment, a host of managed services and maintenance plans to ensure your network and equipment are running at optimum performance.

Many financing options are available. With experience in the public sector around procurement vehicles, E-rate expertise and leasing options, we can make recommendations specific to your industry and technology solution.

Our extensive reference list is a tribute to our ability to successfully design, manage and implement technology solutions that support your initiatives. With more than 30 years of successfully providing technology solutions, you can be assured that we have the capability, experience and stability to be your trusted partner. And we'll be here for future needs!



Celebrating More Than **30** Years

Celebrating More Than **30** Years

www.ams.net
800-893-3660



AMS.NET

Technology Solution Provider

AMS.NET versus the Competition

- Established proven partner in your vertical
- 120+ employees throughout the state of California
- Multi-vendor network support
- Complete architecture solutions
- Elite manufacturer partnerships– Cisco Gold Partner since 2007
- Skilled and Certified Engineers- CCIE's in networking, security, voice
- Advanced manufacturer technology specializations
- Structured cabling- C-7 Contractor and RCCD Certified
- Certified project management – PMP Certification
- Executive management accessibility regardless of the customer size



ARCHITECTURE SOLUTIONS



AMS.NET

Technology Solution Provider

COMPANY FACTS

General Info

Legal Name: AMS.NET Inc.
Type: Delaware Corporation
Tax ID: 94-3291626
Principal Owner: Robert Tocci
Years in Business: 35 Years
Number of Employees: 160
Website: www.ams.net
Email: sales@ams.net
Phone: 925-245-6100 Fax: 925-245-6150

Locations:

Southern California Regional Offices: 5437 E La Palma Ave.,
Anaheim, CA 92806, Phone 800-893-3660

Central Valley Regional Office: 1155 East North Avenue, Suite 106
Fresno, CA 93725, Phone 559-733-1641

Headquarters: 502 Commerce Way, Livermore, CA 94551-7812

Sacramento Regional Office: 5008 Donovan Drive
Carmichael, CA 95608 Phone 800-893-3660

License and Procurement

DIR#: 1000001046 Expires 6/30/25

FCC RN: 0012300554

Contractor License C-7: 763508 Expires 4/30/24

DUNS#: 556116234

Microsoft MCSE's: 1673446, 2056976

Procurement: E-Rate: SPIN 143005880

Merced County FOCUS Contract: #2021092

SPURR Master Contract/ PEPPM Contract

SLP Agreement- Zoom, Rubrik

OMNIA Contract- Synnex, Arctic Wolf, Fortinet, etc.

NASPO Contracts- Cisco, HPE, Ruckus,
Pure Storage, Palo Alto Networks, Juniper
Networks, Arctic Wolf, CrowdStrike

Cisco GSA Contract: GS-35F-0349S, Expires 4/4/26

CMAS Contracts-

APC	HP	Corning
Arecont Vision	Nimble Storage	General Cable
Aruba/HPE	Palo Alto Networks	Hitachi
Avigilon	Rubrik	Leviton
Bosch	Ruckus Wireless	Ortronics
Cisco	TrippLite	Panduit
Cohesity	Veeam	Superior Essex
Eaton	Verkada	Labor
EMC	VMware	
Extron	Berk-Tek	
Fortinet	Chatsworth	

Certifications and Specializations

Cisco Gold Certified Partner/


Cisco Meraki Partner

Cisco Specializations:

- Advanced Data Center Architecture
- Advanced Collaboration Architecture
- Advanced Security Architecture
- Advanced Enterprise Network Architecture
- Collaboration SaaS Authorization
- Customer Satisfaction Excellence
- Customer Experience Specialized

Partial Manufacturer List:

Aruba HPE Partner, HPE, Ruckus, Juniper, Palo Alto Networks,
Fortinet, Barracuda, SentinelOne, Arctic Wolf, Crowdsrike,
IBM, Pure Storage, Nimble Storage, Cohesity, Rubrik, Veeam,
VMware Partner, Microsoft, Zoom, Poly, IP Video, Singlewire,
FrontRow, AtlasIED, Advanced Network Devices, Extron
Verkada, Motorola Solutions, Baicells, Tripple, N1C, APC,
General Cable, Panduit Ortronics, Leviton, Berk-Tek, Hoffman,
Chatsworth, Superior Essex & Others



Gold Integrator


Awarded to: **AMS.NET**

Country Group: **USA**

Valid Until: **January 24, 2025**

Validate this certificate by searching company name and location at
cisco.com/go/partnerlocator.

Certificate generated on December 22, 2023





AMS.NET

Technology Solution Provider

CONTRACTORS C-7 INFORMATION

C-7 Contractors License



CONTRACTORS
STATE LICENSE BOARD
ACTIVE LICENSE



License Number **763508**

Entity **CORP**

Business Name **AMS.NET INC**

Classification(s) **C-7**

Expiration Date **04/30/2024**

www.csib.ca.gov



C-7 Responsible Managing Officer

BOND OF QUALIFYING INDIVIDUAL

1. The Responsible Managing Officer (RMO) TOCCI ROBERT MICHAEL certified that he/she owns 10 percent or more of the voting stock/equity of the corporation. A bond of qualifying individual is not required.

Effective Date: 04/12/2000



AMS.NET

Technology Solution Provider

CONTRACTORS C-7 INFORMATION

C-7 Contractors Bond - *Continued*

Business Information

AMS.NET INC
502 COMMERCE WAY
LIVERMORE, CA 94550
Business Phone Number:(925) 245-6100

Entity Corporation
Issue Date 05/24/1999
Reissue Date 04/12/2000
Expire Date 04/30/2024

License Status

This license is current and active.

All information below should be reviewed.

Classifications

C-7 - LOW VOLTAGE SYSTEMS

Bonding Information

Contractor's Bond

This license filed a Contractor's Bond with HANOVER INSURANCE COMPANY.

Bond Number: 1031231

Bond Amount: \$15,000

Effective Date: 01/01/2016

Contractor's Bond History

Bond of Qualifying Individual

The qualifying individual ROBERT MICHAEL TOCCI certified that he/she owns 10 percent or more of the voting stock/membership interest of this company; therefore, the Bond of Qualifying Individual is not required.

Effective Date: 04/12/2000



AMS.NET

Technology Solution Provider

FCC RED LIGHT DISPLAY SYSTEM STATUS

The Red Light Rule was adopted as part of the Federal Communication Commission's ongoing effort to implement the Debt Collection Improvement Act, which provides that the Commission checks to determine whether entities or individuals seeking licenses or other benefits from the FCC are delinquent in debt owed to the Commission. The Red Light Display System displays the current Green status of AMS.NET (FRN #0012300554).

Red Light Display System View

[FCC](#) | [Fees](#) | [Red Light Display System](#)

[FCC Site Map](#)

Logged in as FRN: AMS.NET, Inc. (0012300554) [Log Out](#)

[Back](#) | [Print](#) | [Help](#)

Current Status of FRN 0012300554

STATUS: Green

You have no delinquent bills which would restrict you from doing business with the FCC.

The Red Light Display System checks all FRNs associated with the same Taxpayer Identification Number (TIN). A green light means that there are no outstanding delinquent non-tax debts restricting business with the Commission by any FRN associated with requestor's TIN.



AMS.NET
Technology Solution Provider

EVIDENCE OF COVERAGE

ACORD [®]		CERTIFICATE OF LIABILITY INSURANCE				DATE (MM/DD/YYYY) 08/2023	
<p>THIS CERTIFICATE IS ISSUED AS A MATTER OF INFORMATION ONLY AND CONFERS NO RIGHTS UPON THE CERTIFICATE HOLDER. THIS CERTIFICATE DOES NOT AFFIRMATIVELY OR NEGATIVELY AMEND, EXTEND OR ALTER THE COVERAGE AFFORDED BY THE POLICIES BELOW. THIS CERTIFICATE OF INSURANCE DOES NOT CONSTITUTE A CONTRACT BETWEEN THE ISSUING INSURER(S), AUTHORIZED REPRESENTATIVE OR PRODUCER, AND THE CERTIFICATE HOLDER.</p> <p>IMPORTANT: If the certificate holder is an ADDITIONAL INSURED, the policy(ies) must have ADDITIONAL INSURED provisions or be endorsed. If SUBROGATION IS WAIVED, subject to the terms and conditions of the policy, certain policies may require an endorsement. A statement on this certificate does not confer rights to the certificate holder in lieu of such endorsement(s).</p>							
PRODUCER Marsh & McLennan Agency LLC Marsh & McLennan Ins Agency LLC 1255 Treat Blvd #950 Walnut Creek CA 94597				CONTACT NAME: Felicia McAroy PHONE (A/C No. ext): 925-482-9337 FAX (A/C No.): 925-482-6990 E-MAIL ADDRESS: Felicia.McAroy@MarshMMA.com			
INSURED AMS.NET, INC 502 Commerce Way Livermore CA 94551-7812				INSURER(S) AFFORDING COVERAGE		NAIC #	
INSURER A: Atlantic Specialty Insurance Company				INSURER B: Republic Indemnity Company of America		INSURER C: INSURER D: INSURER E: INSURER F:	
COVERAGES				CERTIFICATE NUMBER: 1578001155		REVISION NUMBER:	
<p>THIS IS TO CERTIFY THAT THE POLICIES OF INSURANCE LISTED BELOW HAVE BEEN ISSUED TO THE INSURED NAMED ABOVE FOR THE POLICY PERIOD INDICATED. NOTWITHSTANDING ANY REQUIREMENT, TERM OR CONDITION OF ANY CONTRACT OR OTHER DOCUMENT WITH RESPECT TO WHICH THIS CERTIFICATE MAY BE ISSUED OR MAY PERTAIN, THE INSURANCE AFFORDED BY THE POLICIES DESCRIBED HEREIN IS SUBJECT TO ALL THE TERMS, EXCLUSIONS AND CONDITIONS OF SUCH POLICIES. LIMITS SHOWN MAY HAVE BEEN REDUCED BY PAID CLAIMS.</p>							
INSR LTR	TYPE OF INSURANCE	ADOL	FURR	POLICY NUMBER	POLICY EFF (MM/DD/YYYY)	POLICY EXP (MM/DD/YYYY)	LIMITS
A	<input checked="" type="checkbox"/> COMMERCIAL GENERAL LIABILITY <input type="checkbox"/> CLAIMS-MADE <input checked="" type="checkbox"/> OCCUR GEN'L AGGREGATE LIMIT APPLIES PER: <input checked="" type="checkbox"/> POLICY <input checked="" type="checkbox"/> PROJECT <input type="checkbox"/> LOC <input type="checkbox"/> OTHER	N	N	7110086830018	8/24/2023	8/24/2024	EACH OCCURRENCE \$ 1,000,000 DAMAGE TO RENTED PREMISES - Ea occurrence \$ 1,000,000 MED EXP (any one person) \$ 10,000 PERSONAL & ADV INJURY \$ 1,000,000 GENERAL AGGREGATE \$ 2,000,000 PRODUCTS - COMP/OP AGG \$ 2,000,000
A	<input checked="" type="checkbox"/> AUTOMOBILE LIABILITY <input checked="" type="checkbox"/> ANY AUTO <input type="checkbox"/> OWNED AUTO ONLY <input type="checkbox"/> SCHEDULED AUTO <input checked="" type="checkbox"/> HIRED AUTO ONLY <input checked="" type="checkbox"/> NON-OWNED AUTO ONLY <input checked="" type="checkbox"/> Com/Car: \$1,000 Ded	N	N	7110086830018	8/24/2023	8/24/2024	COMBINED SINGLE LIMIT (Ea accident) \$ 1,000,000 BODILY INJURY (Per person) \$ BODILY INJURY (Per accident) \$ PROPERTY DAMAGE (Per accident) \$
A	<input checked="" type="checkbox"/> UMBRELLA LIAB <input checked="" type="checkbox"/> EXCESS LIAB <input type="checkbox"/> DED <input type="checkbox"/> RETENTION \$	N	N	7110086830018	8/24/2023	8/24/2024	EACH OCCURRENCE \$ 5,000,000 AGGREGATE \$ 5,000,000
B	<input checked="" type="checkbox"/> WORKERS COMPENSATION AND EMPLOYERS' LIABILITY ANY PROPRIETOR/PARTNER/EXECUTIVE OFFICER/MEMBER EXCLUDED? (Specify in R10) If yes, describe under DESCRIPTION OF OPERATIONS below	Y/N	N/A	16099220	2/1/2023	2/1/2024	<input checked="" type="checkbox"/> PER STATUTE <input type="checkbox"/> OTHER EL EACH ACCIDENT \$ 1,000,000 EL DISEASE - EA EMPLOYEE \$ 1,000,000 EL DISEASE - POLICY LIMIT \$ 1,000,000
A	Property of Others			7110086830018	8/24/2023	8/24/2024	\$100,000 Limit
DESCRIPTION OF OPERATIONS / LOCATION / VEHICLES (ACORD 101, Additional Remarks Schedule, may be attached if more space is required) RE: Evidence of Insurance.							
CERTIFICATE HOLDER Evidence of Coverage USA				CANCELLATION SHOULD ANY OF THE ABOVE DESCRIBED POLICIES BE CANCELLED BEFORE THE EXPIRATION DATE THEREOF, NOTICE WILL BE DELIVERED IN ACCORDANCE WITH THE POLICY PROVISIONS. AUTHORIZED REPRESENTATIVE 			
ACORD 25 (2016/03) The ACORD name and logo are registered marks of ACORD © 1988-2015 ACORD CORPORATION. All rights reserved.							



AMS.NET

Technology Solution Provider

DEPARTMENT OF INDUSTRIAL RELATIONS

AMS.NET's Department of Industrial Relations

SB 854, a budget trailer bill that was signed into law on June 20, 2014, and became effective immediately, made several significant changes to laws pertaining to the administration and enforcement of prevailing wage requirements by the Department of Industrial Relations (DIR). Among other things, SB 854 established a new public works contractor registration program to replace prior Compliance Monitoring Unit (CMU) and Labor Compliance Program (LCP) requirements for bond-funded and other specified public works projects. AMS.NET is a DIR registered contractor (DIR #1000001046). Company is compliant with all public code sections 2601, 2602, 2603 for skilled and trained workforce.

Department of Industrial Relations System View



Contractor Information

Legal Entity Name
AMS.NET, INC.
Legal Entity Type
Corporation
Status
Active
Registration Number
1000001046
Registration effective date
07/01/22
Registration expiration date
06/30/25
Mailing Address
502 COMMERCE WAY LIVERMORE 94551 CA United States of America
Physical Address
502 COMMERCE WAY LIVERMORE 94551 CA United States of America
Email Address
dmonaghan@ams.net
Trade Name/DBA
License Number (s)
CSLB:763508

Legal Entity Information

Corporation Entity Number:	097642448
Federal Employment Identification Number:	943291626
President Name:	Robert Tocci
Vice President Name:	John Stott
Treasurer Name:	Diana Monaghan
Secretary Name:	Diana Monaghan
CEO Name:	

Agency for Service:	
Agent of Service Name:	Diana Monaghan
Agent of Service Mailing Address:	502 Commerce Way Livermore 94551 CA United States of America



AMS.NET

Technology Solution Provider

SPAC FILING

Service Provider Annual Certification (SPAC)

A service provider must submit a Service Provider Annual Certification (SPAC) (Form 473) to USAC each funding year to certify that it will comply with program rules. Below is proof captured from the SLD website.

Purpose of Form: Form 473 is used by the service provider each funding year to certify that it will comply with FCC rules concerning invoicing and documentation. The certifications apply to the entire funding year and are required before USAC will pay invoices. A service provider may submit one Form 473 for all Service Provider Identification Numbers (SPINs) assigned to it.

SLD SPAC Filing Proof

SPIN	Service Provider Name	Doing Business As	Contact Name	Contact Address	Contact Phone	Form 499 Filer	SPAC Filed
143005880	AMS.NET, Inc.	AMS.NET, Inc.	Robert Tocci	502 Commerce Way, Livermore, CA 94551	925245-6100		1998 1999 2000 2001 2002 2003 2004 2005 2006 2007 2008 2009 2010 2011 2012 2013 2014 2015 2016 2017 2018 2019 2020 2021 2022 2023



CISCO WARRANTIES FOR K-12

Cisco offers a range of comprehensive warranties that can help you protect your technology investment. Use the table below to understand how Cisco Warranties work with Cisco's K-12 offerings.

	U.S. K-12 Bundled Warranty	EDU SKUs	Basic Maintenance	Cisco Smart Net Total Care Service
SKU name	Services entitled with CON-SW service SKUs* and K-12 Bundled Warranty incentive	SKUs with the EDU prefix or suffix EDU-XXX or XXX-EDU	CON-SW (also known as Smart Net, no RMA)	CON-SNT or CON-SNTC
Products covered/ included	E-rate eligible products	60+ switching SKUs	All hardware	All hardware and operating systems
Services duration	1 year	3 years	1 year	Renewable 1-, 3-, or 5-year contracts, depending on product families
Hardware replacement	3 years advanced hardware replacement included in bundle- up to 10-business-day RMA**	Lifetime next-business-day (NBD) hardware replacement included with SKU	No	NBD hardware replacement
Technical assistance (TAC)	1 year included in bundle Renewable in years 2 and 3 at standard education discount	3 years included with SKU (phone-only TAC access)	Yes	Yes
Software updates	1 year included in bundle Renewable in years 2 and 3 at standard education discount	3 years included on switching SKUs only	Yes	Yes
Cisco.com access	1 year included in bundle Renewable in years 2 and 3 at standard education discount	3 years included with SKU	Yes	Yes
E-rate eligibility***	100 percent	100 percent	100 percent	Partially eligible-cost allocation is required (use cost allocation worksheet here: www.ciscoerate.com)

*Basic maintenance service SKUs may be CON-ECMU in some cases.

**Requires renewal of CON-SW in years 2 and 3.

***Note that a service's E-rate eligibility depends on the eligibility of the product it covers. For example, a CON-SW SKU mapping to a 100 percent E-rate eligible product is 100 percent E-rate eligible; a CON-SW SKU mapping to a 90 percent E-rate eligible product is 90 percent E-rate eligible.



AMS.NET

Technology Solution Provider

PROJECT OUTLINE

Project Outline of Tasks

Discovery & Preparation Phase

- Broaden Understanding of Core Business
- Identify Business Requirements
- System Evaluation and Readiness Assessment
- High-Level Technology Solution Design

Design & Planning Phase

- Assign Project Management Team
- Kick-Off Meeting
 - Review Scope of Work
 - Discuss Equipment Delivery, Asset Tagging and Change Management
 - Review Timeline
 - Identify Customer Expectations
 - Schedule Site Walks
 - Schedule Technical Meeting
- Detailed Site Walk Through
 - Obtain Site Maps
 - Review MDFs, IDF, and MPOEs
 - Verify Devices
- Technical Workshop
 - Review Site Walks and Generate Necessary Change Orders
 - GAP Analysis
 - Present AMS/Manufacturer Best Practices
 - Develop Installation Strategy For New Core Components
 - Develop Installation Strategy For Integration Into Existing Network
 - Discuss/Schedule Data Gathering Meetings
 - Discuss/Schedule Further Network Design Meetings
 - Coordinate/Schedule Equipment Delivery
 - Coordinate/Schedule Deployment
 - Coordinate/Schedule Training
 - Schedule Cutover Dates
 - Schedule Weekly Project Meetings
 - Setup Timeline
 - Complete VoIP Questionnaire
- Project Workshop/Data Gathering Meetings
 - Review All Current Connectivity
 - Coordinate Any Dial Tone Changes With Carrier
 - Design Call Flow Per Phone
 - Cut-Sheet Development Per Site
 - Note All Phone Users/Extensions On Maps



Design & Planning Phase *(Continued)*

- Network Design Meetings
 - Discuss All Network Configurations
 - Generate Configurations for New and Existing Equipment
 - Determine IP Addressing Scheme
 - LAN/WAN-Shared Applications (Exchange, Databases)
- Detailed Visio Drawings
- Migration/Integration Strategy
- Deployment Plan
- Day 2 Support Plan
- Training Plan
- Solution Review
- Solution Acceptance

Implementation Phase

- Coordination of Cabling, Circuits and Equipment
- Coordinate Asset Tagging
- Pre-Configuration of Equipment Prior to Delivery
- On-Site Configuration and Installation of Backbone/Equipment
- System Integration
- Programming Per Cut-Sheet
- System Acceptance Testing
- Cutover
- On-Site Help Desk (First Business Day After Migration)
- On-Site Greeting Training and Hands-On Assistance (First Business Day After Migration)
- Help Desk For User and Configuration Issues (First Week After Migration)
- Final Site Acceptance Walks
- Completion Statement Sign-Off
- Documentation Delivery
 - Call Tree/Call Flow
 - Router Configuration
 - IP Addressing Scheme
 - Visio Diagram of the Network (Logical)
 - Site Directory
 - Training Manuals

Training Phase

- System Administrator Training & End-User Training

Support Phase

- Maintenance Agreements & Professional Services



AMS.NET

Technology Solution Provider

TECHNICAL RESUME

TECHNICAL LEAD:

John Stott

Vice President of Engineering

Overview-

John has more than 30 years of technology and network experience in both network design and implementation. He holds a Bachelor of Science degree in Computer Information Systems from California State University Hayward. John continually expands his technical and engineering resources with continuing education and has achieved numerous Cisco certifications most notably, his CCIE. As AMS.NET's first Network Engineer, John should be commended for his efforts in building the skilled technical team we have today.

AMS.NET Technical Experience-

John has extensive experience with the design and implementation of Core, WAN, LAN, Backbone, Security, Network Identity, Next-Generation Firewalls, Endpoint Protection, Network Access Control, Wireless, Software Defined Access, IP Telephony and more.

He leads a team of 28 engineers in all three regions of the state of California. John continues to be directly involved with many projects, ensuring complete customer satisfaction and trust.

While continuing to build on his own technical skills and knowledge, he is also dedicated to the professional development of the entire AMS.NET engineering team.

Certifications (Partial List)-

- CCIE- Routing and Switching (Cisco)
- CCNP- Enterprise (Cisco)
- CNMA- (Meraki)
- CWNP- Enterprise Wireless (Industry Certification)
- CPI- CBRS Networks (Industry Certification)



AMS.NET
Technology Solution Provider

TECHNICAL RESUME

TECHNICAL LEAD:

Christian Weisse

Senior System Engineer

Overview-

Christian Weisse has more than 23 years' experience in technology with network design and implementation. Christian's career with AMS.NET began 21 years ago as a Systems Engineer and as a result of his impeccable work and additional certifications, Christian is now a Senior System Engineer. He holds numerous Cisco certifications including his CCNA, CCNP and remarkably his double CCIE (Switching/Routing & Security).

AMS.NET Technical Experience-

Christian has significant technical expertise with the design and implementation of Core, WAN, LAN, Backbone, Security, Network Security, Firewalls, Intrusion Prevention, Network Access Control, Wireless and more.

He has led teams of 2 to 6-8 engineers in a multi-site rollout. His largest projects were with Bakersfield City School District which included backbone, core and IDF refresh of more than 50 sites and the City of Brentwood for the consolidation of networking and security services into redundant platforms. He has been the lead engineer in multiple city network refresh projects covering multiple products and vendor platforms.

Certifications (Partial List)-

- CCNA- Cisco
- CCNP- Cisco
- CCIE- Cisco Switching/Routing and Cisco Security

Project References-

City of Brentwood (2023)

Mike Baria

(925) 516-5415

mbaria@ci.brentwood.ca.us

150 City Park Way

Brentwood, CA 94513

Developed migration plan to replace city core switches and consolidate routing onto new redundant core switch platform. Migrated police network routing into VRF on new city core switch. Migrated police department existing Vlans to new Vlans residing on new city core switch. Utilized method that tied both the existing and new Vlans to be tied together. This allowed for the assignment of host ports to the new Vlans while maintaining services for devices on ports yet to be migrated. Combined routing performed no multiple devices into single core. Combined 3 separate firewalls into single firewall into a high availability pair of firewalls with redundant ISPs. Routing internal traffic out ISP links based upon source network/service to utilize both ISP links.



AMS.NET

Technology Solution Provider

TECHNICAL RESUME

Bakersfield City School District (2023)

Nikolas Crapo

(661) 631-4658

crapo@bcsd.com

1300 Baker St.

Bakersfield, CA 93305

Designed a redundant core switch model and migrated two separate core switches into this virtual switching model. Migration was performed in a phased approach to avoid any network disruption. Included distribution switches into this redundant model. Replaced existing firewall and utilized redundant network infrastructure to benefit from redundant network core. Upgraded site core switch and IDF switches at 50 remote locations.

Cabrillo Community College (2023)

David Gilmore

(831) 479-6566

dagilmor@cabrillo.edu

6500 Soquel Dr.

Aptos, CA 95003

Project to utilize new ISP service at remote campus. This includes redundant IPS links. Installation of new firewall at remote campus for Internet services. Configuration of site-to-site vpn tunnel between remote campus and central campus as a backup for existing wan link.



AMS.NET

Technology Solution Provider

TECHNICAL RESUME

TECHNICAL LEAD:

Robert Ho

Senior System Engineer

Overview-

Robert Ho has more than 24 years of experience in the networking and IT industry. He's been a Senior System Engineer at AMS.NET for more than 10 years. Robert has a varied technical background in many technologies from major manufacturers including Cisco, Juniper, Alcatel, Ruckus, Dell/Force10, Palo Alto Networks, Fortinet and others. He is instrumental to our engineering team.

AMS.NET Technical Experience-

Robert has significant technical expertise with the design and implementation of Core, WAN, LAN, Backbone, Network Security, Wireless, VoIP and more.

Certifications-

- Cisco CCIE- Routing and Switching
- Palo Alto Networks PCNSE

Project References-

Foothill-De Anza Community College (2023)

Sharon Luciw

(650) 949-6161

luciwsharon@fhda.edu

12345 S El Monte Rd.

Los Altos, CA 94022

Design and integration of a complex network including but not limited to new Core and Distribution infrastructure, border edge BGP peering services, and secured Firewall services across both campuses while maintaining minimal downtime. Technologies include OSPF and BGP routing, large yet complex access-list integration, and migration of BGP services to their upstream provider across both campuses.



AMS.NET

Technology Solution Provider

TECHNICAL RESUME

Livermore Valley Joint Unified School District (2023)

Geoff Warner

(925) 606-5228

gwarner@lvjUSD.k12.ca.usp

1401 Almond Ave.

Livermore, CA 94550

Design and implement a new MPLS based backbone at the District's Data Center. Mission-critical services and protocols include OSPF, BGP, LDP, VPLS, and private Layer 2 transport services. Further, a new design was implemented, to allow all Internet-based traffic to flow through a separate network, housing filtering services critical to their day-to-day operations.

Manteca Unified School District (2023)

Ungel Mamon

(209) 858-0922

umamon@musd.net

2901 E Louise Ave., PO Box 32

Manteca, CA 95336

Led a team to integrate a brand-new network infrastructure across 31 remote sites.



AMS.NET
Technology Solution Provider

TECHNICAL RESUME

TECHNICAL LEAD:

David Stoutenburg
Senior Project Manager

Overview-

David has more than 36 years of experience in the information technology field in networking, construction and project management. David's expertise managing IT projects at a large software company, construction contractor and elsewhere allow him to apply his knowledge to AMS.NET technology implementations large or small. He understands the technology, the requirements of the customer and how to guide a project through the milestones until completion.

Certifications-

- Registered Communications Distribution Designer (RCDD)
- Extron AV Associate (EAVA)

Project References-

Manteca Unified School District

Ungel Mamon
(209) 858-0922
umamon@musd.net
2901 E Louise Ave., PO Box 32
Manteca, CA 95336

Project management of District wide switch and wireless technology upgrade projects. The project consisted of complete switch and wireless access point replacement.

Foothill-De Anza Community College (2023)

Sharon Luciw
(650) 949-6161
luciwsharon@fhda.edu
12345 S El Monte Rd.
Los Altos, CA 94022

Project management of multi campus PAN, and switch refresh project. The work was completed for both Foothill and the DeAnza campuses.



AMS.NET

Technology Solution Provider

TECHNICAL RESUME

Pleasant Ridge Union School District (2023)

Gregg Motarjeme
(530) 268-2800
gmotarjeme@prsd.us
22580 Kingston Lane
Grass Valley, Ca 95949

Project management for cabling, fiber, wireless access points and network switches at Alta Sierra ES.



AMS.NET

Technology Solution Provider

TECHNICAL RESUME

TECHNICAL LEAD:

John Vincent

Senior System Engineer

Overview-

John Vincent has more than 29 years of networking experience. Most of his career has been with AMS.NET, first as a System Engineer, VoIP Manager and most recently was promoted to a Senior System Engineer in the Southern Region. He has extensive training with several manufacturer products and hands-on experience with project implementations.

AMS.NET Technical Experience-

John has extensive experience with the design and implementation of core, WAN, LAN, backbone, network security, IP telephony, network cabling and the maintenance of those technologies.

Project References-

Antioch Unified School District (2023-2024)

Kristoffer Lindquist

(925) 779-7500

KrisLindquist@antiochschools.net

510 G St.

Antioch, CA 94509

Performed an upgrade to the Unified Communication System and a migration from a central Singlewire InformaCast Advanced to dispersed Singlewire InformaCast Fusion environment.

Oro Grande Elementary School District (2022)

Andrew Mercado

(760) 243-5884

Andrew_mercado@orogrande.org

P.O. Box 386

Oro Grande, CA 92368

Installed Network Core and Switches, implemented Cisco Call Manager and Unity Connections, Singlewire InformaCast Fusion, and speakers for site-wide paging.



AMS.NET

Technology Solution Provider

TECHNICAL RESUME

Hawthorne Unified School District (2021-2022)

Reggie Cancel

(310) 863-9519

rcancel@hawthorne.k12.ca.us

14120 Hawthorne Blvd.

Hawthorne, CA 90250

Implemented Cisco Call Manager, Unity Connections, and Singlewire InformaCast Fusion district-wide.

Garvey School District (2022)

Ricky Hernandez

(626) 927-5005

ricky_hernandez@gesd.us

2730 N. Del Mar Ave.

Rosemead, CA 91770

Installed Network Core and Switches, Implemented Cisco Call Manager and Unity Connections, implemented Singlewire InformaCast Fusion and speakers for site wide paging.



AMS.NET

Technology Solution Provider

800-893-3660 · www.ams.net

Corporate Headquarters - 502 Commerce Way, Livermore, CA 94551

Central Valley Regional Office- 1155 East North Ave., Suite 106, Fresno CA 93725

Sacramento Regional Office- 5008 Donovan Drive, Carmichael, CA 95608

Southern California Regional Office- 5437 E La Palma Ave., Anaheim, CA 92807
